STUDY NO. 00-4207
SPONSOR STUDY NO. 211-B-2G

BASELINE GASOLINE VAPOR CONDENSATE

A TWO-GENERATION WHOLE-BODY INHALATION REPRODUCTIVE TOXICITY STUDY IN RATS

Final Report

Volume I of IV

Submitted to: American Petroleum Institute (API)
1220 L Street, Northwest
Washington, D.C. 20005-4070

Attn: Thomas M. Gray, M.S., D.A.B.T.

Date: 18 December 2008

STATEMENT OF COMPLIANCE

This study was conducted in accordance with the United States Environmental Protection Agency's (EPA) Good Laboratory Practice Standards 79.60, CFR Vol. 59, No. 122, 27 June 1994 with the following exception:

It was the Sponsor's responsibility to maintain the method of synthesis, fabrication, or derivation of the test fuel, and this has not been completed.

Gary M. Hoffman, B.A., D.A.B.T.
Study Director

Date

Thomas M. Gray, M.S., D.A.B.T.
Sponsor Representative

Jan. 9, 2009
Date

SIGNATURE PAGE

SCIENTISTS

The following Scientists were responsible for the overall conduct of this study. Departmental supervisory personnel are listed on the personnel page of this report (Appendix GG).

Gary M. Hoffman, B.A., D.A.B.T.
Study Director

Date

Dianne Creasy, Ph.D., DipRCPath (Tox), FRCPath.
Senior Director of Pathology[1]

18th Dec 08.
Date

SCIENTIFIC REVIEW

The following Scientists have reviewed and approved this report.

Carol S. Auletta, M.B.A., D.A.B.T., R.A.C.
Senior Director, Toxicology

18 Dec. 08
Date

Sylvie T. Gosselin, D.V.M., Ph.D., Diplomate A.C.V.P.
Vice President, Safety Assessment

18 Dec 08
Date

[1]Katharine M. Whitney was the Study Pathologist for this study and for submission of the draft report and is no longer employed at the Testing Facility. Dianne Creasy is assuming responsibility for finalization of the pathology evaluation of this report.

QUALITY ASSURANCE STATEMENT

Listed below are the dates that this study was inspected by the Quality Assurance Unit of Huntingdon Life Sciences, East Millstone, New Jersey, and the dates that findings were reported to the Study Director and Management. This report reflects the raw data as far as can be reasonably established.

Type of Inspection	Date(s) of Inspection	Reported to Study Director and Management
GLP Protocol Review	9 &14 Mar 01	14 Mar 01
Exposure, Monitoring & Equipment Records	30 Apr 01	2 May 01
Physical Observations	11 Jun 01	11 Jun 01
Mating Evaluations	9 Jul 01	9 Jul 01
P_0 Male Necropsy & Sperm Assessments	21 Aug 01	22 Aug 01
Necropsy, Neuropathology Evaluations	28-29 Aug 01	29 Aug 01
Vaginal Opening & Preputial Separation	4 & 5 Sep 01	5 Sep 01
Exposure & Monitoring	5 Nov 01	5 Nov 01
Litter Check & Training Records	11 Dec 01	11 Dec 01
F_1 Male Necropsy	2 Jan 02	2 Jan 02
Maternal Sacrifice & Pup Necropsy	7 Jan 02	7 Jan 02

QUALITY ASSURANCE STATEMENT

Type of Inspection	Date(s) of Inspection	Reported to Study Director and Management
Histopathological Evaluations – Embedding	31 Jan 02	31 Jan 02
Draft Analytical Report & Study Data	24-26, 28 & 29 Apr 02	29 Apr 02
Draft In-Life & Pathology Report & Study Data	30 Apr, 1-3, 6-10, 13-17, 20-24 & 27 May 02	28 May 02
Sponsor Comments & Additional Report Comments	21, 24-27 May & 9 Jun 04	9 Jun 04
Final Report Review & Protocol Amendment Nos. 1-5	15-18 Dec 08	18 Dec 08

Fran Jannone 18 Dec 08

Fran Jannone, B.A., R.Q.A.P. Date
Quality Assurance Group Leader

SUMMARY

This study was designed to assess the potential inhalation reproductive toxicity of Baseline Gasoline Vapor Condensate when administered via whole-body exposures to Sprague Dawley rats (26/sex/group). The test substance was administered (using a nitrogen enriched air mixture) at target concentrations of 2000, 10000 and 20000 mg/m^3 for 6 hours/day, 7 days/week for 10 weeks before mating, for 2 weeks during mating, for 3 weeks during gestation and for 4 weeks during lactation prior to weaning. In addition, a control group (26/sex) received nitrogen enriched air only while in chamber. This entire process was then repeated for a second generation. Exposure levels were determined using an infra-red spectrophotometer 4 times per chamber per day. Additionally, the test substance's major components were assayed once per chamber per week. Particle size distribution measurements were also made once per chamber per week using a TSI Aerodynamic Particle Sizer.

Viability checks were performed twice daily to check for mortality and signs of severe toxic or pharmacologic effects. Physical observations and body weights were collected twice pretest (P_0 generation) and at least weekly during the study (P_0 and F_1 generations). Feed consumption measurements were obtained beginning the week prior to treatment initiation (P_0 generation) and at least weekly during the study (P_0 and F_1 generations). After completion of ~ 16 weeks of exposures, all parental male animals (P_0 and F_1 generations) were sacrificed. All parental female animals (P_0 and F_1 generations) were sacrificed on Lactation Day 28. Selected organs were weighed and organ/body weight and organ/brain weight ratios calculated. Complete macroscopic postmortem examinations were performed on all parental animals. Histopathological evaluations of selected tissues were conducted on randomly selected parental animals.

Pups (F_1 and F_2 generations) were observed as soon as possible after delivery for their sex, the number of live and dead pups and pup abnormalities. Thereafter, litters were observed twice daily. On the 4th day after parturition, litters with more than ten pups were randomly culled to ten pups with sex distribution equalized when possible. Pups were given a gross physical examination, were weighed and were sexed frequently until weaning on the 28th day after parturition at which time they were sacrificed. A macroscopic postmortem evaluation and the weighing of selected organs were performed on selected pups. Evaluations of selected neural tissues (presented in this report except GFAP evaluations reported separately) were conducted on selected F_1 pups.

The mean (± standard deviation) analytical exposure concentrations of Baseline Gasoline Vapor Condensate were determined to be 0 ± 0, 2014 ± 96, 10140 ± 369 and 20010 ± 599 mg/m^3 for the Air Control and the exposure groups, respectively. The analytically

SUMMARY

measured exposure levels of the airborne test substance were acceptably close to the targeted exposure levels. The measured and nominal concentrations varied somewhat (less than 21%), but acceptably, from the expected 1:1 ratio for this type of vapor exposure. Chamber environmental conditions averaged 24°C and 43% relative humidity. Particle sizing results indicated that the atmospheres were essentially vapor only, as expected, since there was no substantial difference between the particulate levels in the test substance chambers and the Air Control chamber. Analysis of the major components in the neat test substance and the test atmospheres showed an acceptably close comparison between the neat test substance and the vaporized test substance. This data demonstrated that the test animals were exposed, as expected, to all of the major components of the test substance in their acceptably proper proportion. The data was consistent from week-to-week during the study indicating stability of the test substance and the atmosphere generation techniques.

There was no effect of treatment on survival. The test animals were generally unremarkable in-chamber during the exposure periods and during the non-exposure periods (afternoon evaluations) during the premating period in both sexes, the mating/postmating period in the male rats, and the gestation and lactation periods in the female rats. There were exposure-related differences in body weights or weight changes in the test substance exposed animals compared to the Air Control animals. These differences were decreases in body weight in the P_0 female rats in the 20000 mg/m^3 group during the latter 3 weeks of the premating period and decreases in body weight gain in the F_1 male rats in the 20000 mg/m^3 group during the initial 8 weeks of the premating period. There were no exposure-related differences in feed consumption in the test substance exposed animals compared to the Air Control animals. There were no exposure-related differences in estrous cycle data (as measured by cycle length and number of estrous cycles) in the test substance exposed animals compared to the Air Control animals. Mating indices for the male rats treated with the test substance were comparable to the Air Control group. Mating, fertility and gestation indices for the female rats treated with the test substance were comparable to the Air Control group. Treatment with the test substance also resulted in no statistically significant differences in most other reproductive parameters including the percent of females completing delivery and the duration of gestation, when compared to the Air Control group. There were no exposure-related differences in body weights or weight changes in the test substance exposed animals compared to the Air Control animals during the gestation and lactation periods. There were no exposure-related differences in feed consumption during the gestation and lactation periods in the test substance exposed animals compared to the Air Control animals. Treatment with the test substance resulted in no statistically significant

SUMMARY

differences in all parturition parameters including the total number of pups delivered, the number of pups dying, the viability (4 day survival) and lactation (28 day survival) indices, the number of implantation sites per litter, the sex ratio and the number of live pups/litter, when compared to the Air Control group. There were no exposure-related differences in the timing of sexual maturation for males showing preputial separation and females showing vaginal opening in the F_1 pups weaned from test substance exposed animals compared to the F_1 pups weaned from Air Control animals.

There were no exposure-related differences in macroscopic postmortem evaluations in the test substance exposed animals compared to the Air Control animals. Exposure-related effects on organ weights included statistically significant increases in kidney weights (absolute and relative to body and brain weight) at the 2 higher exposure levels in the P_0 and F_1 males and at the highest exposure level in the P_0 females. These differences for the males (but not the females) were consistent with the microscopic findings discussed below. The percent sperm motility, caudal epididymal and homogenization-resistant testicular sperm counts, sperm morphology, and primordial and growing follicle counts, as individual ovaries and total per animal, were not affected by treatment with Baseline Vapor Gasoline Condensate at an exposure level of 20,000 mg/m^3. Microscopic findings that were considered exposure-related were found only in the kidneys of male animals exposed to 20,000 mg/m^3 of Baseline Gasoline Vapor Condensate and are consistent with hyaline droplet nephropathy, attributable to accumulation of alpha-2 microglobulin within renal tubular epithelial cells. This species- and gender-specific change has been well documented in male rats exposed to a variety of hydrocarbon compounds and is not considered relevant to humans. No test substance related microscopic changes were noted in male and female reproductive organs or other protocol-specified tissues in this study.

There were no exposure-related differences in body weights and weight changes in the pups feeding from test substance exposed animals compared to the pups feeding from Air Control animals. The pups were unremarkable during the lactation period. There were no exposure-related differences in macroscopic postmortem evaluations and organ weights in the pups feeding from test substance exposed animals compared to the pups feeding from Air Control animals.

In conclusion, exposure of rats to 2000, 10000 and 20000 mg/m^3 of vapor of Baseline Gasoline Vapor Condensate resulted in decreased body weight gains in the P_0 females and F_1 males prior to mating in the 20000 mg/m^3 exposed group. There were also increases in kidney weights in the parental male animals in the 10000 and 20000 mg/m^3 exposed groups of both generations and kidney weights in the parental female animals in the

SUMMARY

20000 mg/m^3 exposed group of the P_0 generation. However, increases in kidney weights in parental male animals exposed to the 2 higher exposure levels of vapor were consistent with hydrocarbon nephropathy seen in these animals. This finding has been generally accepted (US EPA 1991. Alpha 2 microglobulin: association with chemically induced renal toxicity and neoplasia in male rat. In Risk Assessment Forum, p.85. US Govt. Printing Office, Washington, DC.) not to be relevant to human risk assessment. There was no evidence of any neurotoxicity as a result of the exposures. Therefore, a no observable effect level (NOEL) of 2000 mg/m^3 was determined with a no observable adverse effect level (NOAEL) of 10000 mg/m^3. There was no adverse effect at any of the exposure levels on reproductive performance in the study, including mating, fertility, parturition, lactation, offspring survival and development/maturation, in either the P_0 or F_1 generations. With respect to reproductive performance, a NOEL of 20000 mg/m^3 of Baseline Gasoline Vapor Condensate was concluded.

TABLE OF CONTENTS

VOLUME I

COVER PAGE 1
STATEMENT OF COMPLIANCE 2
SIGNATURE PAGE 3
QUALITY ASSURANCE STATEMENT 4
SUMMARY 6
TABLE OF CONTENTS 10

1. **INTRODUCTION** 16

2. **MATERIALS AND METHODS**
   - 2.1. Study Management 16
   - 2.2. Study Dates 16
   - 2.3. Experimental Outline 18
   - 2.4. Test Substance 19
   - 2.5. Test Animals 20
   - 2.6. Animal Assignment 22
   - 2.7. Animal Identification 22
   - 2.8. Veterinary Care 22
   - 2.9. Animal Husbandry 22
   - 2.10. Test Article Administration and Chamber Operation 25
   - 2.11. Mating, Gestation and Lactation Procedures 25
   - 2.12. Experimental Evaluations 26
   - 2.13. Postmortem 29
   - 2.14. Statistical Analysis 36
   - 2.15. Data Storage 38
   - 2.16. Regulatory References 38
   - 2.17. Protocol Deviations 39

3. **RESULTS AND DISCUSSION**
   - 3.1. Chamber Monitoring 42
   - 3.2. Parental Data 44
   - 3.3. Pup Data 48
   - 3.4. Postmortem Data 49

4. **CONCLUSION** 55

TABLE OF CONTENTS

REFERENCES 56
CALCULATIONS 57
GENERAL PREFACE 58

TABLES
1. Summary of Survival 59
   P_0 Generation
   F_1 Generation
2. Summary of Weekly Clinical Observations - (Premating/Mating/Postmating) 61
   P_0 Generation
   F_1 Generation
3. Summary of Clinical Observations During Gestation 74
   P_0 Generation
   F_1 Generation
4. Summary of Maternal Clinical Observations During Lactation 76
   P_0 Generation
   F_1 Generation
5. Mean Body Weight Values - (Premating/Mating/Postmating) 78
   P_0 Generation
   F_1 Generation
6. Mean Body Weight Gain - (Premating/Mating/Postmating) 88
   P_0 Generation
   F_1 Generation
7. Summary of Gestation Body Weights 99
   P_0 Generation
   F_1 Generation
8. Summary of Gestation Body Weight Gain 101
   P_0 Generation
   F_1 Generation
9. Summary of Maternal Lactation Body Weights 103
   P_0 Generation
   F_1 Generation
10. Summary of Maternal Lactation Body Weight Gain 105
   P_0 Generation
   F_1 Generation
11. Mean Feed Consumption (grams/kg/day) - (Premating/Postmating) 107
   P_0 Generation
   F_1 Generation

TABLE OF CONTENTS

12. Summary of Gestation Feed Consumption (grams/kg/day) 115
P_0 Generation
F_1 Generation
13. Summary of Lactation Feed Consumption (grams/kg/day) 117
P_0 Generation
F_1 Generation
14. Summary of Estrous Stages 119
P_0 Generation
F_1 Generation
15. Summary of Cohabitation Data 122
P_0 Generation
F_1 Generation
16. Summary of Delivery and Litter Data 124
P_0 Generation
F_1 Generation
17. Summary of Pup Clinical Observations During Lactation 132
F_1 Generation
F_2 Generation
18. Summary of Mean Pup Body Weights 134
F_1 Generation
F_2 Generation
19. Summary of Postweaning Developmental Landmarks 146
F_1 Generation
20. Summary of Parental Necropsy Observations 147
P_0 Generation
F_1 Generation
21. Summary of Pup Necropsy Observations 158
F_1 Generation
F_2 Generation
22. Summary of Parental Organ Weights 167
P_0 Generation
F_1 Generation
23. Summary of Pup Organ Weights and Brain Measurements 192
F_1 Generation
F_2 Generation
24. Lesion Incidence Summary with Expanded Severity Levels 201
P_0 Generation
F_1 Generation

TABLE OF CONTENTS

25. Lesion Incidence Summary with Expanded Severity Levels/Neuropathology Evaluations 215

APPENDICES

A. Inhalation Report 218
B. Analytical Report 307
C. Animal Termination History 356
   P_0 Generation
   F_1 Generation
D. Individual Weekly Clinical Observations - (Premating/Mating/Postmating) 372
   P_0 Generation
   F_1 Generation
E. Individual Clinical Observations During Gestation 420
   P_0 Generation
   F_1 Generation
F. Individual Maternal Clinical Observations During Lactation 436
   P_0 Generation
   F_1 Generation

Volume II

COVER PAGE 460
TABLE OF CONTENTS 461

APPENDICES

G. Individual Body Weights - (Premating/Mating/Postmating) 463
   P_0 Generation
   F_1 Generation
H. Individual Body Weight Gain - (Premating/Mating/Postmating) 494
   P_0 Generation
   F_1 Generation
I. Individual Gestation Body Weights 523
   P_0 Generation
   F_1 Generation
J. Individual Gestation Body Weight Gain 532
   P_0 Generation
   F_1 Generation

TABLE OF CONTENTS

K. Individual Maternal Lactation Body Weights 539
P_0 Generation
F_1 Generation
L. Individual Maternal Lactation Body Weight Gain 548
P_0 Generation
F_1 Generation
M. Individual Feed Consumption (grams/kg/day) - (Premating/Postmating) 557
P_0 Generation
F_1 Generation
N. Individual Gestation Feed Consumption (grams/kg/day) 578
P_0 Generation
F_1 Generation
O. Individual Maternal Lactation Feed Consumption (grams/kg/day) 586
P_0 Generation
F_1 Generation
P. Individual Estrous Cycle and Mating Data 594
P_0 Generation
F_1 Generation
Q. Individual Mating Assignments 611
P_0 Generation
F_1 Generation
R. Individual Delivery and Litter Data 619
P_0 Generation
F_1 Generation
S. Individual Pup Sex and Status During Lactation 627
F_1 Generation
F_2 Generation
T. Individual Pup Clinical Observations During Lactation 635
F_1 Generation
F_2 Generation
U. Individual Pup Body Weights 724
F_1 Generation
F_2 Generation
V. Postweaning Developmental Landmarks – F_1 Generation 772
Individual Preputial Separation
Individual Vaginal Opening
W. Individual Parental Necropsy Observations 774
P_0 Generation

TABLE OF CONTENTS

F_1 Generation
X. Individual Pup Necropsy Observations 820
F_1 Generation
F_2 Generation
Y. Individual Parental Organ Weights 891
P_0 Generation
F_1 Generation
Z. Individual Pup Organ Weights and Brain Measurements 948
F_1 Generation
F_2 Generation

Volume III

COVER PAGE 972
TABLE OF CONTENTS 973

APPENDICES
G. Individual Animal Gross and Microscopic Observations 974
P_0 Generation
F_1 Generation
H. Individual Animal Gross and Microscopic Observations/Neuropathology Evaluations 1391

Volume IV

COVER PAGE 1432
TABLE OF CONTENTS 1433

APPENDICES
I. Reproductive Assessment Report 1434
J. GFAP Report 1456
K. Certificates of Analysis – (Feed, Bedding, and Water) 1516
L. Protocol and Protocol Amendments 1594
M. Testing Facility Personnel 1654
N. Report Amendments 1655

1. INTRODUCTION

This reproductive study was designed to assess the effects of Baseline Gasoline Vapor Condensate on the integrity and performance of the male and female reproductive systems, including gonadal function, the estrous cycle, mating behavior, conception, gestation, parturition, lactation and weaning, and on the growth and development of the offspring. This study also provides information about the effects of the test substance on neurotoxicity, neonatal morbidity and mortality, and data on prenatal and postnatal developmental toxicity.

2. MATERIALS AND METHODS

2.1. STUDY MANAGEMENT

2.1.1. SPONSOR

American Petroleum Institute (API)
1220 L Street, Northwest
Washington, DC 20005-4070

2.1.2. SPONSOR REPRESENTATIVE

Thomas M. Gray, M.S., D.A.B.T.

2.1.3. TESTING FACILITY

Huntingdon Life Sciences (HLS)
P.O. Box 2360
Mettlers Road
East Millstone, New Jersey 08875-2360

2.1.4. STUDY DIRECTOR

Gary M. Hoffman, B.A., D.A.B.T.

2.2. STUDY DATES

2.2.1. STUDY INITIATION

24 April 2001 (Date Study Director signed the Protocol)

2.2.2. DATE OF ANIMAL RECEIPT

17 April 2001

2.2.3. EXPOSURE INITIATION

30 April 2001 (Experimental Start Date)

2.2.4. MATING INITIATION

P_0 Generation: 8 July 2001
F_1 Generation: 18 November 2001

2.2.5. EXPOSURE TERMINATION

P_0 Generation: 3 September 2001
F_1 Generation: 15 January 2002

2.2.6. TERMINAL SACRIFICE

Males
P_0: 21-22 August 2001
F_1: 2 -3 January 2002

Females
P_0: 4 August 2001 – 4 September 2001
F_1: 15 December 2001 – 16 January 2002

Pups
F_1: 27 August – 4 September 2001
F_2: 7 – 16 January 2002

2.2.7. STUDY COMPLETION

18 December 2008 (Date Study Director signed the Final Report)

2.3. EXPERIMENTAL OUTLINE

			Number of Animals									
			Mated Adults				Microscopic Pathology Adult Generations[b]				Macroscopic Postmortem Examinations-Pups[c]	
			P_0		F_1		P_0		F_1			
Group	Group Designation	Exposure Levels (mg/m^3)[a]	M	F	M	F	M	F	M	F	F_1	F_2
I	Control	0 (air only)	26	26	26	26	10	10	10	10	3/sex/litter	3/sex/litter
II	Low	2000	26	26	26	26	0	0	0	0	3/sex/litter	3/sex/litter
III	Middle	10000	26	26	26	26	0	0	0	0	3/sex/litter	3/sex/litter
IV	High	20000	26	26	26	26	10	10	10	10	3/sex/litter	3/sex/litter

[a] Exposures daily (7 days/week) for 6 hours per day.
[b] Histologic examinations were performed on reproductive tissues for the control and high-exposure animals.
[c] F_1 pups (5/sex/group/assessment) not selected for F_1 mating were evaluated for standard Tier 2 Neuropathology (as per 40 CFR 79.66) and GFAP assessments (as per 40 CFR 79.67). The GFAP and Neuropathology assessments were conducted in F_1 pups on Postpartum Day 28.

M = Male; F = Female; The first day of exposure was Day 0.

2.4. TEST SUBSTANCE

Baseline Gasoline Vapor Condensate

2.4.1. SUPPLIER

Chevron Texaco Energy Research and Technology Company
100 Chevron Way
Richmond, CA 94802

2.4.2. LOT NUMBER

API 99-01

2.4.3. PURITY/ANALYTICAL CONCENTRATION

100% Baseline Gasoline Vapor Condensate

2.4.4. DESCRIPTION

Colorless Liquid

2.4.5. DATES RECEIVED

9 October 2000
30 July 2001

2.4.6. EXPIRATION DATE

Not available, stable per MSDS. The test substance stability was tested concurrently with the study and the results (see Appendix B) showed it to be stable for the duration of the study.

2.4.7. ANALYSIS

Documentation of the identity, strength, purity, composition, stability, and method of synthesis, fabrication and/or derivation of each batch of the test substance and the maintenance of these records was the responsibility of the Sponsor. The Sponsor conducted a purity analysis of the test substance by GC prior to the start of this study.

2.4.8. STORAGE

Ambient conditions in an outdoor solvent shed or in an indoor laboratory.

2.4.9. DISPENSING

The test substance was received in both 5-gallon and 100-gallon cylinders. Since only the 5-gallon cylinders were practical to be used for exposure operations, the test substance was dispensed, as needed, at the Testing Facility from the 100-gallon cylinders into the 5-gallon cylinders using nitrogen pressurization.

2.4.10. ARCHIVAL SAMPLE

An archival sample from the test substance was taken and stored in the Archives of the Testing Facility under conditions specified for test substance storage.

2.4.11. DISPOSITION

The unused portion of the test substance, as well as any empty test substance containers were returned to the supplier following completion of the study. Empty test substance containers also were returned to the supplier on an as needed basis. The supplier was responsible for tracking their disposition.

2.5. TEST ANIMALS

Albino Rats (Outbred) VAF/Plus®

2.5.1. SPECIES

CD® (Sprague-Dawley derived) [Crl: CD® IGS BR]

2.5.2. SUPPLIER

Charles River Laboratories
Kingston, New York 12484

2.5.3. JUSTIFICATION FOR ANIMAL SELECTION

The rat is used as a surrogate to humans in the detection of reproductive effects and is a species in which known reproductive toxicants have been detected. The rat is a rodent animal model commonly utilized in reproduction studies and is recommended in the referenced guidelines. In addition, a historical control database with this strain of animal and supplier facility is available for comparative evaluation.

2.5.4. NUMBER OF ANIMALS

Received:
228 total (114 males, 114 females)

Placed on test:
208 total (104 males, 104 females)

Females were nulliparous and non-pregnant.

2.5.5. AGE AT RECEIPT

Approximately 29 days.

2.5.6. AGE AT INITIATION OF EXPOSURES

Approximately 42 days.

2.5.7. WEIGHT AT INITIATION OF EXPOSURES (GRAMS)

	Mean	Range
Male:	211	186-234
Female:	152	130-173

Individual weights of animals placed on test were within ±20% of the mean weight for each sex.

2.5.8. ACCLIMATION PERIOD

Animals were acclimated for 13 days. All animals were examined during the acclimation period to confirm suitability for study.

2.6. ANIMAL ASSIGNMENT

More animals than required for the study were purchased and acclimated. Animals considered suitable for the study on the basis of pretest body weight data were randomly assigned, by sex, to control or treated group, in an attempt to equalize mean group body weights. Disposition of all animals not utilized in the study is maintained in the study file.

2.7. ANIMAL IDENTIFICATION

Each animal was assigned a temporary identification number upon receipt. After selection for study (P_0 generation), each animal was identified with a metal ear-tag bearing its assigned animal number. The assigned animal number plus the study number comprised the unique animal number for each animal. The selected F_1 parental animals were ear-tagged with a unique number at the time of selection. If the tag was lost, it was replaced. In addition, each cage was provided with a cage card that was color-coded for exposure level identification and contained the study number and animal number information.

2.8. VETERINARY CARE

Animals were monitored by the technical staff for any conditions requiring possible veterinary care and treated as necessary. Miscellaneous, non-test article-related veterinarian evaluations and treatments (as necessary) for individual animals were reviewed by the Study Director and are documented in the study file.

2.9. ANIMAL HUSBANDRY

2.9.1. FACILITIES MANAGEMENT/ANIMAL HUSBANDRY

Currently acceptable practices of good animal husbandry were followed e.g., *Guide for the Care and Use of Laboratory Animals*; National Academy Press, 1996. Huntingdon Life Sciences, East Millstone, New Jersey is fully accredited by the Association for Assessment and Accreditation of Laboratory Animal Care International (AAALAC).

2.9.2. HOUSING

Animals were housed in suspended, stainless steel cages with wire mesh fronts and floors. Animals were doubly housed during the initial week of acclimation and individually housed thereafter, except as follows:

Mating: One male and one female were co-housed continuously (except during treatment) until mating occurred or for a maximum of 14 days.

Lactation: Dam and litter were housed together in a solid plastic "shoebox" cage until weaning.

2.9.3. FEED

Certified Rodent Diet, No. 5002; (Meal) (PMI Feeds, Inc., St Louis, Missouri) was available without restriction, except during exposures.

2.9.4. FEED ANALYSIS

Analysis of each feed lot used during this study was performed by the manufacturer. Results can be found in Appendix EE. There were no known contaminants in the feed, which were expected to interfere with the results of this study.

2.9.5. WATER

Water (Elizabethtown Water Company, Westfield, New Jersey) was available without restriction, except during exposures, via an automated watering system.

2.9.6. WATER ANALYSIS

Water analyses are conducted by Elizabethtown Water Company, Westfield, New Jersey (Raritan-Millstone Plant) to ensure that water meets standards specified under the EPA Federal Safe Drinking Water Act Regulations (40 CFR Part 141). In addition, water samples are collected biannually from representative rooms in the Testing Facility; chemical and microbiological water analyses are conducted on these samples by Lancaster

Laboratories, Lancaster, PA. Results of all water analyses can be found in Appendix EE. There were no known contaminants in the water that were expected to interfere with the results of this study.

2.9.7. BEDDING SUBSTANCE

Ground corncob bedding (Bed-O'-Cobs® ¼ inch irradiated, The Andersons Inc., Maumee, OH) was provided for each mated female on Day 18 of gestation. Fresh bedding was provided at least weekly and as needed during the lactation period (litters were weaned on Day 28 of lactation).

2.9.8. BEDDING ANALYSIS

Analyses for each batch of bedding used on study can be found in Appendix EE. There were no known contaminants in the bedding that were expected to interfere with the results of this study.

2.9.9. ENVIRONMENTAL CONDITIONS

Light/Dark Cycle

A twelve-hour light/dark cycle controlled by an automatic timer was provided.

Temperature

Temperature was monitored in accordance with Testing Facility SOPs and maintained within the specified range to the maximum extent possible. Excursions outside the specified range were considered not to have affected the integrity of the study.

Desired:	18 to 26°C
Actual:	18.0 to 28.6°C
Average:	18.8 to 24.3°C

Relative Humidity

Relative humidity was monitored in accordance with Testing Facility SOPs and maintained within the specified range to the maximum extent possible. Excursions outside the specified range were considered not to have affected the integrity of the study.

Desired: 30 to 70%
Actual: 18.11 to 97.84%
Average: 34.75 to 71.13%

Air Changes

Air changes were monitored in accordance with Testing Facility SOPs and maintained within the specified range to the maximum extent possible.

Desired: 10 - 15 per hour
Actual: 13.9 – 14.2 per hour

2.10. TEST ARTICLE ADMINISTRATION AND CHAMBER OPERATION

Inhalation (whole-body exposures).

Details of test substance administration and chamber operation information are presented in the Inhalation Report (Appendix A).

2.11. MATING, GESTATION AND LACTATION PROCEDURES

2.11.1. ESTROUS CYCLING

Daily vaginal smears were taken at approximately the same time each day, and the stage of estrous was determined for each female three weeks prior to cohabitation for the P_0 and F_1 females. These evaluations continued until there was evidence of mating or until the 14-day mating period ended.

2.11.2. MATING PROCEDURE

Following a 10-week premating treatment period, one male and one female from the same exposure group were caged together until evidence of mating was observed (a copulation plug in the vagina and/or microscopic observation of sperm in the vaginal smear) was observed or 14 consecutive days had elapsed. During cohabitation period exposures, males and females were not paired together. The day evidence of mating was observed was defined as Day 0 of gestation. During mating of the F_1 generation, cohabitation of male and female littermates was prohibited.

2.11.3. PARTURITION AND LACTATION

On Day 18 of gestation, several days prior to expected parturition, each female was transferred to a solid plastic "shoe-box" cage. Bedding substance was provided and changed at least weekly as needed. Examination for signs of parturition was made twice daily (morning and afternoon). The day on which parturition was first observed was defined as Day 0 of lactation. Females that exhibited no evidence of mating were transferred to plastic "shoe-box" cages when the first animals mated reached their day 18 of gestation.

2.11.4. SELECTION OF F_1 PARENTAL GENERATION

At weaning of each F_1 litter on Lactation Day 28, one pup/sex/litter was chosen at random to continue on study as the F_1 parental generation. When less than 26 litters were available at weaning, additional pups were randomly selected to provide the 26 pups/sex. In the selection procedure, macroscopically abnormal animals within the litters were excluded from the pool of animals eligible for selection if, in the judgement of the Study Director, their condition might adversely have affected long-term survival. Runts, if otherwise normal, were not excluded from the selection procedure. The selected pups were housed one weanling/cage.

2.12. EXPERIMENTAL EVALUATIONS

2.12.1. VIABILITY EXAMINATION (CAGESIDE)

Observations for mortality and signs of severe toxic or pharmacological effects were made at least twice daily (morning and afternoon).

2.12.2. DETAILED PHYSICAL EXAMINATIONS

The animals were observed as a group at least once during each exposure.

In addition, each parental animal was removed from its cage and examined twice pretest (for the P_0 generation) or once on Postpartum Day 28 (for the F_1 generation), and weekly thereafter during the study period. Females were then continuously observed weekly until there was evidence of mating. Once mated, females

were observed on Gestation Days 0, 7, 14 and 20 and on Lactation Days 1, 4, 7, 14, 21 and 28. Females that showed evidence of mating but did not deliver were observed on Gestation Days 0, 7, 14 and 20 and were euthanized on presumed Gestation Day 25. Females without evidence of mating were observed weekly until they were euthanized 25 days after the last day of cohabitation. Examinations included, but were not limited to, observations of general condition, skin and fur, eyes, nose, oral cavity, abdomen and external genitalia as well as evaluations of respiration and palpation for tissue masses. During the exposure period, physical examinations were performed post-exposure.

2.12.3. BODY WEIGHT

Each parental animal was removed from its cage and weighed twice pretest (for the P_0 generation), and weekly thereafter (for the P_0 and F_1 parental animals) during the study period (including the mating period). Once mated, females were weighed on Gestation Days 0, 7, 14 and 20 and Lactation Days 1, 4, 7, 14, 21 and 28. Females that did not show evidence of mating and/or did not deliver pups were weighed weekly until euthanasia. Females with total litter loss continued weekly body weight collection until euthanasia.

2.12.4. FEED CONSUMPTION

Feed consumption was measured once pretest (for P_0 parental animals) and weekly thereafter (for the P_0 and F_1 parental animals) during the study period. Once mated, female feed consumption was measured on Gestation Days 0, 4, 7, 14 and 20 and on Lactation Days 1, 4, 7, 14, 21 and 28 until euthanasia. Females without evidence of mating and/or that did not deliver pups had feed consumption measured weekly until euthanasia. Feed consumption was not measured for any animal during the mating period when males and females were co-housed.

Calculation

Feed Consumption (g/kg/day) =

$$\frac{\text{grams of feed consumed}}{\text{body weight (kg)}^{a}} \div \text{\# days}$$

[a]The average of the current and previous value was used except on Day 35 for F_1 parental animals when only the current body weight was used.

2.12.5. LITTER EVALUATIONS (F_1 AND F_2)

Observations

F_1 and F_2 litters were observed as soon as possible after delivery for the number of live and dead pups, sex of the pups and pup abnormalities. If delivery was completed the day following delivery initiation, observations were recorded as Day 0 (day delivery initiated). The sex was determined on the day of delivery completion for all pups by inspection of the anogenital distance. All pups were uniquely identified within the litter by toe tattoo on the day of delivery completion. Thereafter, litters were observed twice daily (morning and afternoon) for the presence of dead pups. Dead pups were examined to the extent possible for defects and/or cause of death and preserved in neutral, phosphate-buffered 10% formalin. Litter size was recorded daily from Lactation Day 1 to 28.

Culling Pups

On day 4 of lactation, each litter with more that 10 pups were culled to that number, with sex distribution equalized (five/sex) when possible. The pups were culled randomly, preferential culling of runts not being performed.

Physical Examinations

Each pup was given a physical examination on the day of delivery completion and on Day 4, 7, 14, 21 and 28 of lactation.

Body Weight

Individual pup weights were recorded on Day 1, 4 (precull intervals), 7, 14, 21 and 28 of lactation (postcull intervals).

Sexing

The sex of each individual pup was recorded on the day of delivery completion and reconfirmed on Lactation Day 4, 7, 14, 21, and at weaning on Lactation Day 28.

2.12.6. PHYSICAL MATURATION LANDMARKS-SELECTED F_1 ANIMALS

All F_1 pups selected to become the F_1 parental animals (26 sex/group) were observed daily for either vaginal opening (examinations begun on Postnatal Day 28) or preputial separation (examinations begun on Postnatal Day 35) and the body weight of each pup was recorded when criteria was met.

2.13. POSTMORTEM

2.13.1. PARENTAL ANIMALS (P_0 AND F_1)

Necropsy Information

Necropsy was performed on up to 26 animals/sex/group. All parental males were euthanized proximate to the first day the litters were weaned. Parental females with litters were euthanized on Day 28 of lactation. Females with a confirmed day of mating that did not deliver continued exposure and were euthanized 25 days after the cohabitation period ended. Females with total litter loss were euthanized on the first day of weaning for the study.

Method of Euthanasia

Carbon dioxide inhalation followed by exsanguination.

Macroscopic Examination

Complete macroscopic postmortem examinations were performed on all adult animals, including animals euthanized in a moribund condition, found dead, or accidentally killed and all abnormal

observations were recorded. The necropsy of the parental animals included examination of the external surface and all orifices; the external surfaces of the brain and spinal cord; the organs and tissues of the cranial, thoracic, abdominal and pelvic cavities and neck; and the remainder of the carcass. Examination of all parental females included a vaginal smear to determine the stage of the estrous cycle and a count of uterine implantation scars, if present. With the exception of two animals (Nos. 1503 and 4523), apparent non-pregnant status was confirmed by means of Salewski staining for implant sites (ammonium sulfide).

2.13.2. ORGAN WEIGHTS

Organs indicated in Table I (Page 31) were weighed for all animals at the scheduled sacrifice intervals, except for females that did not deliver a litter, for dams which had total litter loss, or for females sacrificed for humane reasons. Prior to weighing, all organs were carefully dissected and properly trimmed to remove adipose and other contiguous tissue in a uniform manner. Organs were weighed as soon as possible after dissection in order to avoid drying. Paired organs were weighed together (gonads were also weighed separately).

2.13.3. TISSUES PRESERVED AND EXAMINED HISTOPATHOLOGICALLY

The tissues listed in Table I (Page 31) were obtained at the scheduled sacrifice intervals and preserved for all animals, except for females that did not deliver a litter, for dams which had total litter loss, or for females sacrificed for humane reasons. Slides of the indicated tissues were prepared and examined microscopically for 10 randomly selected animals in the control and high exposure groups. In addition, the epididymides, prostate, and testis, and seminal vesicles were examined for all parental control and high exposure males. Any abnormalities not noted during macroscopic examinations which were seen during histology processing were recorded. Macroscopic lesions were examined for animals in all test groups.

Histopathological examinations of the testes were conducted to identify potential treatment-related effects such as retained

spermatids, missing germ cell layers or types, multinucleated giant cells, or sloughing of spermatogenic cells into the lumen. The examination of the intact epididymis was of a longitudinal section that permitted examination of the caput, corpus and cauda regions and identification of such lesions as sperm granulomas, leukocytic infiltration (inflammation), aberrant cell types within the lumen, or the absence of clear cells in the cauda epididymal epithelium.

Histopathological examination of the ovary included evaluation of five sections taken at least 100 µm apart from the inner third of each ovary. These examinations allowed for the detection of depletion of the primordial follicle population, enumeration of the total number of primordial follicles, and confirmation of the presence or absence of growing follicles and corpora lutea for comparison with the ovaries from control animals. Qualitative evaluations of the P_0 and F_1 animals were performed by HLS. Quantitative evaluations of the F_1 animals were performed by Pathology Associates International, Frederick, MD.

TABLE I - ORGANS WEIGHED, PRESERVED AND EXAMINED

ORGAN NAME	WEIGHED	PRESERVED	EXAMINED MICROSCOPICALLY (Groups I and IV)
adrenal glands	X	X	X
brain (medulla, pons, cerebrum and cerebellum)	X	X	X
epididymides (total and caudal)	X	X[a]	X[a]
kidneys	X	X	X
liver	X	X	X
lungs (with mainstem bronchi)	X	X	X
ovaries	X	X	X
pituitary gland	X	X	X
prostate gland	X	X	X
seminal vesicles with coagulating glands	X	X	X
spleen	X	X	X
testes	X	X[a]	X[a]
uterus (body/horns) with cervix and oviducts	X	X	X
vagina		X	X
tissues with macroscopic findings including tissue masses		X	X[b]

[a]Right testis and epididymis only; if a gross lesion was noted in the right testis or epididymis, the left testis and epididymis were instead preserved and examined.

[b]Examined for all groups.

Preservatives

All tissues - 10% neutral buffered formalin (NBF).
Testes and epididymides were placed in Modified Davidson's solution initially and then retained in 10% formalin. Lungs were infused with formalin prior to their immersion into a larger volume of the same fixative.

Processing

After fixation, the tissues and organs from all animals were routinely processed, embedded in paraffin, cut at a microtome setting of 4-7 microns, mounted on glass slides and stained with hematoxylin and eosin.

2.13.4. F_1 AND F_2 PUPS AND WEANLINGS

Method of Euthanasia

F_1 pups (on Lactation Day 4) were euthanized via an intraperitoneal injection of sodium pentobarbital. F_1 pups (after Lactation Day 4) and weanlings were euthanized by exsanguination after anesthesia with inhaled carbon dioxide.

Dead and Culled Pups

Pups found dead at birth were identified (lung floatation test) as stillborn or born alive but found dead. Pups found dead during the lactation period were examined to the extent possible for defects and/or the cause of death, and for the presence or absence of milk in the stomach. Dead pups were preserved intact in 10% NBF. Partially cannibalized pups were examined to the maximum extent possible and discarded. Culled pups were examined for external abnormalities. Since all culled pups were unremarkable, these pups were then euthanized via intraperitoneal injection of sodium pentobarbital and discarded.

Macroscopic Examination and Tissues Preserved

Macroscopic examinations were performed on up to 3 randomly selected pups/sex/litter on day 28 of lactation. Examinations included observations of any structural abnormalities or

pathological changes. Special attention was given to the organs of the reproductive system, brain, liver, kidneys, pituitary, adrenal gland, spleen, heart, and thymus gland.

All remaining pups were examined for external abnormalities and euthanized. Pups with external abnormalities were preserved intact in 10% NBF. Pups with no external abnormalities were discarded. No further macroscopic examinations were performed.

Organ Weights

The following organs were weighed from one randomly selected pup/sex/litter sacrificed on Day 28 of lactation:

brain
spleen
thymus gland

Organ weight data is presented as absolute values and relative to terminal body weight and brain weight.

2.13.5. SPERM COUNT, MOTILITY AND MORPHOLOGY ASSESSMENTS

The right testis and right epididymis from each animal were removed intact, weighed (testes weighed together and also separately) and fixed in modified Davidson's solution for at least 48 hours prior to permanent storage in 10% NBF for possible histopathology.

The following sperm evaluations were conducted for all control and high exposure parental males: 1) motility; 2) a count of homogenization-resistant testicular sperm; 3) a count of caudal epididymal sperm; and 4) sperm morphology (cauda epididymis). Evaluations were performed by Pathology Associates International, Frederick, MD (PAI) as follows:

The left epididymis was removed intact, weighed and frozen on dry ice for transport to PAI. The epididymides were stored frozen at -70° C until evaluation for caudal sperm count. Each epididymis was thawed and the caudal portion removed and weighed. A

homogenized sample of the caudal epididymis was stained and then examined using the Hamilton Thorne IVOS sperm analyzer. For each stained preparation, 20 fields were counted. The total number of sperm in the caudal epididymis was calculated and adjusted for the caudal epididymal weight. Additionally, for each male, two sperm morphology slides were prepared, stained with Eosin and evaluated for morphological development.

The left vas deferens was excised and placed in a prewarmed solution of phosphate buffered saline and 1% Bovine Serum Albumin. After a minimum three minute "swimout" period, a sample was placed in a Hamilton Thorne IVOS sperm analyzer. Five fields were selected and stored as digital images. The images were analyzed for percent motility and transferred to optical media for permanent storage.

The left testis was removed and frozen on dry ice for transport to PAI. The testes were stored frozen at -20°C until processed for counting of homogenization-resistant sperm.

When macroscopic abnormalities were noted on the left testis or left epididymis, then the right testis and right epididymis were transferred to PAI and the left testis and the left epididymis were preserved as indicated for possible histopathology.

See Appendix CC for PAI's details and methodology.

Tissues retained from these evaluations will be discarded following issuance of the final report following consultation with the Sponsor.

2.13.6. NEUROPATHOLOGY EVALUATIONS

F_1 pups (5/sex/group), not selected for mating, were randomly selected by computer for Neuropathology evaluation. Selected pups were anesthetized with an intramuscular injection (approximately or at least 1.5 mL/kg) of ketamine/xylazine/acepromazine and transcardially perfused with phosphate buffered saline followed by 1% glutaraldehyde and 4% parafomaldehyde in the same buffer. After perfusion, the required tissues were dissected out. Measurements of the size (length and

width) and weight of the whole brain (cerebrum, cerebellum and pons-medulla) were made. All tissues were then placed into a fresh solution of the same fixative prior to processing. The following tissues in Table II were preserved for all designated F_1 pups for neuropathology evaluation:

TABLE II - TISSUES PRESERVED AND EXAMINED

No.[a]	Tissue	Preserved (Groups)	Microscopic Examination (Groups)	
		All	I and IV	II and III
6	Brain (forebrain, central cerebrum, hippocampus, basal ganglia, midbrain, cerebellum and pons, medulla)	X	X	
2	Eye with optic nerve	X	X	
6	Spinal cord (cervical, thoracic, lumbar, cross and longitudinal sections)	X	X	
2	Sciatic nerve (cross and longitudinal sections)	X	X	
2	Tibial nerve (cross and longitudinal sections)	X	X	
2	Sural nerve (cross and longitudinal sections)	X	X	
2	Trigeminal ganglia	X	X	
4	Dorsal root ganglia (from C_3-C_6 and L_4-L_6)	X	X	
4	Dorsal root fibers (from C_3-C_6 and L_4-L_6)	X	X	
4	Ventral root fibers (from C_3-C_6 and L_4-L_6)	X	X	
6	Lungs and trachea	X	X	X
	Tissues with macroscopic findings	X	X	X

[a]Number of organs/sections that were preserved/examined per animal.

Peripheral nerves were post-fixed in 1% osmium tetroxide, processed and embedded in epoxy resin and microtomed at approximately 2 microns. All other tissues, including the brain, eyes with optic nerve, spinal cord, trigeminal ganglia, dorsal root ganglia, dorsal and ventral root fibers, lungs and trachea were processed by standard techniques, embedded in paraffin and microtomed at approximately 6 microns.

The tissues listed above were examined microscopically for all animals as indicated. Tissues with macroscopic lesions were examined in all animals. Any abnormalities not noted during macroscopic postmortem examinations that were seen during histological processing were recorded.

2.13.7. GFAP EVALUATION

F_1 pups (5/sex/group), not selected for mating, were randomly selected (from available litters) by computer for GFAP evaluation. Selected pups were euthanized (by carbon dioxide asphyxiation) by US Center for Disease Control (CDC) Health Effects Laboratory personnel and the brains were removed, weighed and processed for GFAP evaluation. Huntingdon Life Sciences personnel shipped the samples on dry ice to the US Center for Disease Control Health Effects Laboratory, Morgantown, WV. Upon receipt, samples were further processed for determination of GFAP response as detailed in the referenced guidelines and procedures. The Sponsor was responsible for the spirit of GLP compliance of this subcontractor.

See Appendix DD for the CDC details and methodology.

2.14. STATISTICAL ANALYSIS

2.14.1. CONTINUOUS DATA

The following parameters were analyzed statistically:

Body weights
Body weight change
Feed consumption values
Organ weight data
Estrous Cycle
Gestation length
Pup body weights
Number of pups (live, dead, total)
Mean age-to-criteria for vaginal opening and preputial separation

Method of Analysis

Mean values of all exposure groups were compared to the mean value for the control group at each time interval.

One-way analysis of variance (ANOVA) was applied (Dunlap and Duffy, 1975). If a significant F-ratio indicated inequality of group means, Dunnett's test (Dunlap et al., 1981) was applied to determine which group(s), if any, differed significantly from control.

Statistical significance was recognized at the 5% and 1% significance levels.

Exceptions

Statistical evaluations were not performed when the standard deviation for the control group was 0 and/or N (number of animals) in the control group was less than or equal to two.

Exposure groups were eliminated from statistical analysis if their standard deviation was 0 and/or N (number of animals) in the group was less than or equal to two.

2.14.2. SPERM AND OVARY ANALYSIS

The following parameters were analyzed statistically:

Mean sperm count (homogenization-resistant testicular sperm count and caudal epididymal sperm count) and motility data and numbers of primordial and growing follicles by ovary and total.

A Kruskal-Wallis non-parametric ANOVA test was performed to assess significance (Kruskal and Wallis, 1952, 1953). If a significant difference occured ($p<0.05$), the Wilcoxon (Mann-Whitney U) test was used for pair-wise comparisons of each treated group to the vehicle control group. Statistics were performed using an IBM compatible computer with SAS computer programs (SAS/STAT User's Guide, 1989).

2.14.3. INCIDENCE DATA

The following parameters were analyzed statistically:

Mortality rates
Mating indices (male and female)
Pregnancy rates
Male fertility indices
Live birth indices
Pup viability (Days 0-4) and lactation indices (Days 4-28) per litter

Method of Analysis

A Fisher Exact Test with Bonferonni correction was performed to identify differences between the groups (Seigel, 1956).

2.15. DATA STORAGE

All raw data, preserved specimens, and retained samples, as well as the original study protocol and the original final report are to be maintained in the Archives of the Testing Facility upon completion of the study. The Sponsor will determine the final disposition of these materials.

All raw data and all reports generated at Pathology Associates International, Frederick, MD and the CDC Health Effects Laboratory were maintained. After submission of the final report, all of the above will be shipped to Huntingdon Life Sciences to be archived.

2.16. REGULATORY REFERENCES

2.16.1. TEST GUIDELINE

This study was designed to meet or exceed the pertinent requirements of:

US EPA (Environmental Protection Agency) Health Effects Test Guidelines, OPPTS 870.3800, Reproduction and Fertility Effects (August 1998).

US EPA GFAP Assay 79.67, CFR Vol. 59, No. 122, 27 June 1994.

2.16.2. GOOD LABORATORY PRACTICES

This study was conducted in accordance with US EPA 79.60, CFR Vol. 59, No. 122, 27 June 1994 and was performed according to the protocol and Huntingdon Life Sciences' Standard Operating Procedures.

2.16.3. ANIMAL WELFARE ACT COMPLIANCE

This study complied with all appropriate parts of the Animal Welfare Act regulations: 9 CFR Parts 1 and 2 Final Rules, Federal Register, Volume 54, No. 168, August 31, 1989, pp. 36112-36163 effective October 30, 1989 and 9 CFR Part 3 Animal Welfare

Standards; Final Rule, Federal Register, Volume 56, No. 32, February 15, 1991, pp. 6426-6505 effective March 18, 1991.

2.17. PROTOCOL DEVIATIONS

The following protocol deviations occurred during the study but were not considered to have compromised the validity or integrity of the study:

1. Due to technician error, P_0 animals 3510 and 3520 and F_1 animal 3548 did not have terminal vaginal smears to determine the stage of the estrous cycle.

2. Due to technician error, P_0 animals 1511 and 2503 were sacrificed on Gestation Day 26 instead of Gestation Day 25.

3. Due to technician error, organ weights were recorded for F_1 pup 1509-8. However, this pup was selected for whole body perfusion and neuropathology evaluations and no organs were weighed. Since the pup number for the organ weights recorded for pup 1509-8 could not be determined with certainty, the recorded organ weights for F_1 pup 1509-8 were not reported.

4. Due to technician error, preputial separation was not performed for F_1 animal 2039 on 23 and 24 September 2001 and F_1 animals 3049 and 4045 on 24 September 2001.

5. Due to technician error, necropsy data was not recorded for the following F_1 generation pups:

1506-11	1512-9	2507-1	2507-2
2507-8	2507-6	2507-7	3501-1
3501-4	4504-10	4525-7	

6. Due to technician error, the following F_1 pups that were selected for macroscopic examination were prematurely discarded without examination:

1525-13	3501-7	3515-4	3515-5

7. Due to computer entry errors, the macroscopic observations for F_1 pup 2525-12 were incompletely recorded at the time of necropsy. As it is

unclear if this pup was within normal limits or if there were abnormalities, no observations were reported for this pup.

8. Due to technician error, F_1 pup 2525-6 'found dead' on Lactation Day 4 was labeled as and examined as a 'culled' pup. As a result of the mislabeling, internal examination, a 'milk in stomach' check and preservation in 10% NBF were not performed.

9. Due to technician error, the pituitary gland for P_0 animal 3525 was not taken and not weighed at necropsy.

10. Due to technician error, organ weights were not recorded for randomly selected F_1 pup 2508-8. The recorded organ weights were for F_1 pup 2508-14.

11. Due to technician error, the testes and epididymides for F_1 animal 1033 were not fixed in Modified Davidson's solution, but instead were saved in 10% Neutral Buffered Formalin.

12. Due to technician error, the following F_1 animals were not loaded into the chambers at the start of the exposure on 18 December 2001:

1529	1538	1542	1544	1547	1550	2527	2539
2545	3529	3532	3540	3541	3548	3550	

The chambers were shut down for approximately one minute and the animals were loaded. Consequently these animals were only exposed for 315 minutes instead of 360 minutes on that day because a 360 minute exposure for these animals would have resulted in a 405 minute exposure for all other animals.

13. Due to technician error, F_2 pup 3540-9 was recorded missing from Lactation Day 4 to Lactation Day 7. As a result, body weight data and physical observations were not recorded on LD 4.

14. Due to technician error, the brain, kidneys, liver and spleen were processed and microscopically examined for the randomly selected 10 animals/sex in Groups I and IV males and females. This was not required per protocol.

15. Due to technician error, macroscopic observations were not recorded for F_1 pup 4508-10.

16. Due to technician error, a macroscopic examination was not performed on the randomly selected F_1 pup 3506-1.

17. Due to technician error, external observations were not recorded for F_2 pups 1547-6 and 4530-10.

18. Due to technician error, randomly selected (for whole body perfusion and macroscopic examination) F_1 pup 3507-14 was switched with F_1 pup 3507-12. As a result, the randomly selected F_1 pup 3507-14 was discarded without macroscopic examination and F_1 pup 3507-12 was whole body perfused and subjected to macroscopic and neuropathology examinations.

19. Due to technician error, tissues for the found dead F_1 animal 2046 weren't preserved as required by protocol. Only gross lesions (liver and diaphragm) were saved. Postmortem changes (autolysis of tissues) were noted at the time of the necropsy.

20. Due to error, the left testis specimens were stored at PAI at –70°C prior to processing for sperm count, instead of –20°C as specified by the protocol.

21. Due to technician error, final body weights of non-pregnant F_1 animals 1540, 2551, 3528, 3542, and 4538 were not taken.

22. Due to a calculation error, F_1 pups 2516-05 and 2516-08, selected for neuropathology evaluations, received approximately 10 times more anesthetic prior to perfusion than required by the protocol.

3. RESULTS AND DISCUSSION

3.1. CHAMBER MONITORING

(Appendices A and B)

Chamber distribution analyses (see Table IV in Appendix A) showed that the test substance was evenly distributed within each chamber. Chamber monitoring (see Table VI in Appendix A) showed that the chamber oxygen levels were 20%. Chamber room monitoring (see Table VI in Appendix A) showed that no test substance was present in the room and that the sound and light levels were acceptable.

The target and mean (± standard deviation) analytical (IR) and nominal concentrations are summarized as follows:

Group	Test Substance	Target Concentration (mg/m^3)	Analytical Concentration (mg/m^3)	Nominal Concentration (mg/m^3)
I	Air Control	0	0 ± 0	0 ± 0
II	Baseline Gasoline Vapor Condensate	2000	2014 ± 96	2432 ± 104
III	Baseline Gasoline Vapor Condensate	10000	10140 ± 369	10052 ± 289
IV	Baseline Gasoline Vapor Condensate	20000	20010 ± 599	19643 ± 528

The analytically measured exposure levels of the airborne test substance were reasonably close to the targeted exposure levels. The measured and nominal concentrations varied somewhat (less than 21%) from the expected 1:1 ratio for this type of vapor exposure. The exact cause of these reasonable differences was not determined but was probably a result of slight variances in the calibration of the chamber airflows and the calibration of the IR monitor. Chamber environmental conditions averaged 24°C temperature and 43% relative humidity.

Mean particle size distribution measurements for the exposures are summarized as follows:

Group	Test Substance	Mass Median Aerodynamic Diameter (µm)	Geometric Standard Deviation	Total Mass Concentration (mg/m^3)
I	Air Control	3.515	2.036	4.06×10^{-3}
II	Baseline Gasoline Vapor Condensate	3.468	2.034	3.48×10^{-3}
III	Baseline Gasoline Vapor Condensate	3.511	2.003	3.54×10^{-3}
IV	Baseline Gasoline Vapor Condensate	2.939	2.020	3.04×10^{-3}

These results indicated that the atmospheres were essentially vapor only as expected since there was no substantial difference between the particulate levels in the test substance chambers and the Air Control chambers. Some particles are invariably present in chamber atmospheres, representing background air. It is unlikely that gasoline vapor condensed on these particles given the volatility of these light end vapor components and the high level of consistency in constituent proportions demonstrated analytically from week to week as next discussed.

Analysis of the major components in the neat test substance and the test atmospheres (see Appendix B) showed an acceptably close comparison between the neat test substance and the vaporized test substance. This data demonstrated that the test animals were exposed, as expected, to all of the major components of the test substance in their reasonably proper proportion. The data was consistent from week-to-week during the study

indicating stability of the test substance and the atmosphere generation techniques.

3.2. PARENTAL DATA (P_0 & F_1 GENERATIONS)

3.2.1. MORTALITY

(Table 1, Appendix C)

There was no effect of treatment on survival. One P_0 female rat (#3521) in the 10000 mg/m^3 group was found dead on Study Day 99. This animal was found to have a mass on the salivary gland that was microscopically evaluated and found to be hemorrhage of the periglandular soft tissue surrounding the submandibular lymph node. One P_0 female rat (#4501) in the 20000 mg/m^3 group was sacrificed on Study Day 119 following a total litter loss. One F_1 male rat (#2046) in the 2000 mg/m^3 group was found dead on Study Day 58. This animal was considered small in size and was found to have a herniated liver that was adhered to the diaphragm. One F_1 male rat (#4041) in the 20000 mg/m^3 group was euthanized on Study Day 63 after external examination indicated an injured snout. One F_1 male rat (#1033) in the Air Control group was euthanized on Study Day 77 after external examination indicated an injured snout. One F_1 male rat (#2032) in the 2000 mg/m^3 group was euthanized on Study Day 84 following a large weight loss attributed to an oral sore. One F_1 female rat (#2529) in the 2000 mg/m^3 group was euthanized on Study Day 108 after external examination indicated possible fracture of the right hind limb.

3.2.2. PHYSICAL OBSERVATION DATA

(Tables 2, 3 and 4; Appendices A, D, E and F)

The test animals were unremarkable in-chamber during the exposure periods.

The test animals were generally unremarkable during the non-exposure periods (afternoon evaluations) during the premating periods in both sexes, the mating/postmating periods in the male rats, and the gestation and lactation periods in the female rats.

Scattered observations such as chromodacryorrhea were noted but were not treatment-related. Also, during the P_0 gestation and/or lactation periods, 1 of the Air Control group rats and 1 of the 2000 mg/m^3 group rats were noted with palpable masses. These were of mammary gland in origin and were not considered treatment-related.

3.2.3. BODY WEIGHTS – PREMATING PERIODS FOR BOTH SEXES AND MATING/POSTMATING PERIODS FOR MALES

(Tables 5 and 6; Appendices G and H)

There were exposure-related differences in body weights or weight changes in the test substance exposed animals compared to the Air Control animals. These differences were slight but consistent decreases in weight gain in the P_0 female rats in the 20000 mg/m^3 group during the premating period and differences in body weight (lower than control values) in the F_1 male rats in the 20000 mg/m^3 group during the initial 8 weeks of the premating period. For these F_1 male rats, the 2nd week of exposure after weaning (postnatal Days 35 to 42) seemed to be the most notable time period for this effect with a transient but statistically significant decrease in weight gain. A few other statistically significant differences in body weights or weight changes were noted at several intervals for some exposed groups. However, these were not in a treatment-related pattern and were not attributed to the test substance.

3.2.4. MATERNAL BODY WEIGHTS - GESTATION AND LACTATION PERIODS

(Tables 7, 8, 9 and 10; Appendices I, J, K and L)

There were no exposure-related differences in body weights or weight changes in the test substance exposed animals compared to the Air Control animals. An initial small difference in absolute weight at the start of gestation in the highest exposure P_0 group was a continuation of the trend shown earlier by this group. A few other statistically significant differences (including increases relative to control values) were noted at several intervals. However, these were not in a treatment-related pattern.

3.2.5. FEED CONSUMPTION – PREMATING PERIODS

(Table 11; Appendix M)

There were no exposure-related differences in feed consumption in the test substance exposed animals compared to the Air Control animals. A few statistically significant differences (including increases relative to control values for the 10000 and 20000 mg/m^3 exposed P_0 females during the initial 3 weeks of exposures) were noted at several intervals. However, these transient differences were not in a treatment-related pattern and were not considered adverse effects.

3.2.6. MATERNAL FEED CONSUMPTION - GESTATION AND LACTATION PERIODS

(Tables 12 and 13; Appendices N and O)

There were no exposure-related differences in feed consumption during the gestation period in the test substance exposed animals compared to the Air Control animals.

3.2.7. ESTROUS CYCLE DATA – PREMATING PERIODS

(Table 14; Appendix P)

There were no exposure-related differences in estrous cycle data (as measured by cycle length and number of estrous cycles; pseudopregnancy cycles were excluded from calculations) in the test substance exposed animals (P_0 & F_1) compared to the Air Control animals. At least 2 animals in each test group had extended periods of diestrus indicative of pseudopregnancy. However, some of these animals eventually were confirmed mated during the mating period or during the gestation period.

3.2.8. MATING, FERTILITY AND GESTATION INDICES

(Tables 15 and 16; Appendices P, Q and R)

Mating indices for the male rats treated with the test substance were comparable to the Air Control group. Mating, fertility and gestation indices for the female rats treated with the test substance

were comparable to the Air Control group. Treatment with the test substance also resulted in no statistically significant differences in most other reproductive parameters including the percent of females completing delivery and the duration of gestation, when compared to the Air Control group.

3.2.9. PARTURITION AND LITTER DATA

(Table 16; Appendices R and S)

Parturition data for the female rats treated with the test substance were comparable to the Air Control group. Treatment with the test substance resulted in almost no statistically significant differences in all parturition parameters including the total number of pups delivered, the number of pups dying, the viability (4 day survival) and lactation (21 day survival) indices, the number of implantation sites per litter, the sex ratio and the number of live pups/litter, when compared to the Air Control group.

The apparent (but not statistically significant) increase in the number of F_1 pups dying in the first 4 days post-partum at the highest exposure level was produced by a single litter (dam 4501), from which all 15 live pups born were lost by Day 1 of lactation. This high rate of loss was not representative of the group, there was no accompanying trend in the number of pups found dead in the group on the day of birth, and the occurrence was considered incidental. In fact, the Control and the two lower exposure groups of F_1 litters showed close to optimal early pup survival, while the highest exposure group showed the more typical pattern for these animals.

The apparent (and statistically significant) increase in the number of F_2 pups dying in the first 4 days post-partum at the highest exposure level was produced by a single litter (dam 4550), from which 9 of the 13 live pups born were lost (4 died and 5 missing) on Day 1 of lactation. This high rate of loss was not representative of the group, there was no accompanying trend in the number of pups found dead in the group on the day of birth, and the occurrence was considered incidental. In fact, the Control and the two lower exposure groups of F_2 litters showed close to optimal early pup survival, while the highest exposure group showed the

more typical pattern for these animals that was demonstrated earlier among the F_1 pups.

3.3. PUP DATA (F_1 & F_2 GENERATIONS)

3.3.1. OBSERVATION DATA

(Table 17; Appendix T)

The pups were unremarkable during the lactation periods. Scattered observations were noted but were not treatment-related.

3.3.2. BODY WEIGHT DATA

(Table 18; Appendix U)

There were no exposure-related differences in body weights and weight gains in the pups feeding from test substance exposed animals compared to the pups feeding from Air Control animals. There was a statistically significant decrease in body weight gains in the 20000 mg/m^3 F_1 pups noted during the 1st week of lactation. However, this decrease was transient and was not considered an adverse effect.

3.3.3. POSTWEANING DEVOLOPMENTAL LANDMARKS

(Table 19; Appendix V)

There were no exposure-related differences in the timing of sexual maturation for males showing preputial separation and females showing vaginal opening in the F_1 pups weaned from test substance exposed animals compared to the F_1 pups weaned from Air Control animals.

3.4. POSTMORTEM DATA

3.4.1. TERMINAL ESTROUS AND MACROSCOPIC POSTMORTEM EVALUATIONS - PARENTAL GENERATIONS

(Table 20; Appendix W)

The incidence of estrus or pro-estrus stages among the females in each group at termination indicated that a normal pattern of cyclicity was re-established. In at least 3 of the 4 groups of each generation, about one-quarter of the females were in one or other of these stages, which is what would be expected. Only the 10000 mg/m^3 F_1 group departed from this pattern, with only 3 of the 22 animals in either estrus or pro-estrus. This was considered to be of no concern.

There were no exposure-related differences in macroscopic postmortem evaluations in the test substance exposed animals compared to the Air Control animals. Scattered observations were noted but were not treatment-related.

3.4.2. MACROSCOPIC POSTMORTEM EVALUATIONS - PUPS

(Table 21; Appendix X)

There were no exposure-related differences in macroscopic postmortem evaluations in the pups (of either generation) feeding from test substance exposed animals compared to the pups feeding from Air Control animals. Scattered observations were noted but were not treatment-related.

3.4.3. ORGAN WEIGHTS - PARENTAL GENERATIONS

(Table 22; Appendix Y)

Exposure-related effects on organ weights included statistically significant increases in kidney weights (absolute and/or relative to body and brain weight) at the 2 higher exposure levels in the P_0 and F_1 males and at the highest exposure level in the P_0 females. These differences for the males (but not the females) were consistent with the microscopic findings discussed in the following section. There

were no other exposure-related differences in organ weights in the test substance exposed animals compared to the Air Control animals. A few other statistically significant differences were noted. However, these were not in a treatment-related pattern or were only related to decreased body weights.

3.4.4. SPERM AND OVARY EVALUATIONS – PARENTAL GENERATIONS

(Appendix CC)

The percent sperm motility, caudal epididymal and homogenization-resistant testicular sperm counts, sperm morphology, and primordial and growing follicle counts, as individual ovaries and total per animal, were not affected by treatment with Baseline Vapor Gasoline Condensate at an exposure level of 20000 mg/m^3. No biologically meaningful differences were observed between the study groups.

3.4.5. ORGAN WEIGHTS AND BRAIN MEASUREMENTS - PUPS

(Table 23; Appendix Z)

There were no exposure-related differences in organ weights in the pups. The only statistically significant differences with organ weights in the pups feeding from test substance exposed animals compared to the pups feeding from Air Control animals was a decrease in spleen weights (absolute and relative to brain weight) at the 2 highest exposure levels in the F_1 pups and an increase in thymus weights (absolute and relative to brain weight) at the lowest exposure level in the F_2 pups. However, in view of the small magnitude, the fact that they were not in an exposure-level-related pattern and were not consistent across generations, these differences from Control were considered not to be treatment related. There were no exposure-related differences in brain measurements of the F_1 pups feeding from test substance exposed animals compared to the pups feeding from Air Control animals.

3.4.6. HISTOPATHOLOGICAL EVALUATIONS

(Tables 24 and 25; Appendices AA and BB)

P_0 parental animals

Microscopic findings that were considered exposure-related were found in the kidneys of male animals: Findings of doubtful relationship to test substance exposure were present rarely in male reproductive organs (testis, epididymis).

Kidneys

All male rats exposed to 20000 mg/m^3 of test substance that were examined had eosinophilic hyaline granules within the cytoplasm of renal proximal tubular epithelial cells. This lesion was noted in only 1 of 10 control males and in no control females or females exposed to 20000 mg/m^3 of test substance. Many high exposure males also had evidence of tubular regeneration (basophilic tubules). This lesion was less common among control males and was not observed in females. Additionally, one 20000 mg/m^3 male had corticomedullary tubular intralumenal granular casts. High exposure males also had increased incidence of renal cortical interstitial mononuclear cell infiltrates compared to exposed females and control animals of both sexes.

These renal histopathologic changes were consistent with hyaline droplet nephropathy, attributable to accumulation of alpha-2 microglobulin within renal tubular epithelial cells. This species- and gender-specific change has been well documented in male rats exposed to a variety of hydrocarbon compounds (Alden, CL, 1986) and is not considered relevant to humans.

Histologic Findings in Kidneys of P_0 Parental Rats:

	Affected Animals			
	Males		Females	
Exposure level (mg/m^3 x10^3)	0	20	0	20
n=	10	11	10	11
Eosinophilic/hyaline granules, proximal tubular epithelium	1	11	0	0
Basophilic cortical tubules	3	6	0	0
Corticomedullary tubular granular casts	0	1	0	0
Mononuclear cell infiltrate	1	7	1	1

Reproductive organs: Males exposed to the test substance had sporadic occurrence of lesions affecting the genital system. One 20000 mg/m^3 male (#4007) had unilateral epididymal sperm granuloma. One 10000 mg/m^3 male (#3016) had unilateral testicular dilation of seminiferous tubules and rete testis. Although efferent ductular tissue was not available for histopathologic confirmation, these testicular findings were consistent with occlusion of efferent ductules. Similar reproductive tract lesions were not present among control males. The low incidence of these findings made their relationship to test substance exposure doubtful, and these changes were considered incidental to this study.

No test substance related microscopic changes were noted in female reproductive organs in this study.

Other tissues: No test substance related histopathologic changes were noted in other protocol-specified tissues. The remaining microscopic findings were similar to those routinely observed in animals of this age and species and were considered incidental.

F_1 parental animals

Microscopic findings that were considered exposure-related were found in the kidneys of male animals: Additional findings of uncertain relationship to test substance exposure were noted at low incidence in brain, liver, adrenal gland, pituitary gland, and testis.

Kidneys

All male F_1 parental rats exposed to 20000 mg/m^3 of test substance had eosinophilic hyaline granules within the cytoplasm of renal proximal tubular epithelial cells. This lesion was not noted in control animals or females exposed to 20000 mg/m^3 of test substance. Many high exposure males also had evidence of tubular regeneration (basophilic tubules). This lesion was less common among control males and was not observed in control females and only 1 of 10 females exposed to 20000 mg/m^3 of test substance. Additionally, two 20000 mg/m^3 males had corticomedullary tubular intralumenal granular casts. High exposure males also had increased incidence of renal cortical interstitial mononuclear cell

infiltrates compared to exposed females and control animals of both sexes.

These renal histopathologic changes were consistent with hyaline droplet nephropathy, attributable to accumulation of alpha-2 microglobulin within renal tubular epithelial cells. This species- and gender-specific change has been well documented in male rats exposed to a variety of hydrocarbon compounds (Alden, CL, 1986) and is not considered relevant to humans.

Histologic Findings in Kidneys of F_1 Parental Rats:

	Affected Animals			
	Males		Females	
Exposure level (mg/m^3 x10^3)	0	20	0	20
n=	10	10	10	10
Eosinophilic/hyaline granules, proximal tubular epithelium	0	10	0	0
Basophilic cortical tubules	2	9	0	1
Corticomedullary tubular granular casts	0	2	0	0
Mononuclear cell infiltrate	3	8	1	1

Reproductive organs: Males exposed to the test substance had sporadic occurrence of lesions affecting the genital system. One 2000 mg/m^3 male (#2030) and two 10000 mg/m^3 males (#3032, #3042) had unilateral marked or severe testicular atrophy. Although efferent ductular tissue was not available for histopathologic confirmation, these testicular findings were consistent with degeneration secondary to occlusion of efferent ductules. Similar reproductive tract lesions were not present among control males or high exposure males. The low incidence of these findings made their relationship to test substance exposure doubtful, and these changes were considered likely to be incidental to this study.

No test substance related microscopic changes were noted in female reproductive organs in this study.

Brain: A single high exposure male (#4034) had bilaterally symmetric degenerative lesions affecting fiber tracts within the hind brain. Nerve fiber vacuolation accompanied by infiltrating phagocytic (microglial) cells was present in intraparenchymal

fibers of cranial nerve VII (facial nerve) and within the trapezoid body. Similar changes were not observed in other animals within this study. The unique quality of these findings made their relationship to test substance exposure uncertain. The lesions did not resemble any spontaneously occurring lesions described in rats.

Liver: Two high exposure males (#4027, #4052) had locally extensive areas of hepatocellular necrosis. Similar changes were not noted among any other animals within this study. These lesions were similar to those occasionally observed in rats, therefore their relationship to test substance exposure was doubtful.

Adrenal gland: One high exposure female (#4530) had unilateral, severe infarction of the adrenal gland. This change has been observed occasionally in rats in other toxicologic studies, and the relationship to test substance exposure was considered doubtful.

Pituitary gland: One high exposure female (#4528) had a tumor (craniopharyngioma) within the pars nervosa of the pituitary gland. Although these lesions are extremely rare in rats, the relationship of this lesion to test substance exposure was considered doubtful.

Other tissues: No test substance related histopathologic changes were noted in other protocol-specified tissues. The remaining microscopic findings were similar to those routinely observed in animals of this age and species and were considered incidental.

F_1 pups (neurotoxicity animals)

Brain: One female pup (#4518-11) from a high exposure dam had bilateral, locally extensive and multifocal hemorrhage within the forebrain. The zones of hemorrhage were intensified around the lateral ventricles and accompanied by disruption of brain parenchyma. Microscopically, the tissue lacked evidence of a cellular response to extravasated blood, consistent with peri-mortem hemorrhage. The process of perfusion with fixative was considered likely to have contributed to the extensive intraparenchymal hemorrhage of this individual, however an underlying vascular defect or anomaly was considered probable. The relationship of this presumed vascular anomaly to test

substance exposure was considered uncertain. No other animals within this study had similar changes.

Other neurologic tissues: The remaining protocol-specified neurologic tissues, including spinal cord, ganglia, and peripheral nerves, had no microscopic abnormalities noted.

Other tissues: No test substance related histopathologic changes were noted in other protocol-specified tissues. The remaining microscopic findings were similar to those routinely observed in animals of this age and species and were considered incidental.

4. CONCLUSION

Exposure of rats to 2000, 10000 and 20000 mg/m^3 of vapor of Baseline Gasoline Vapor Condensate resulted in decreased body weight gains in the P_0 females and F_1 males prior to mating in the 20000 mg/m^3 exposed group. There were also increases in kidney weights in the parental male animals in the 10000 and 20000 mg/m^3 exposed groups of both generations and kidney weights in the parental female animals in the 20000 mg/m^3 exposed group of the P_0 generation. However, increases in kidney weights in parental male animals exposed to the 2 higher exposure levels of vapor were consistent with hydrocarbon nephropathy seen in these animals. This finding has been generally accepted (US EPA 1991. Alpha 2 microglobulin: association with chemically induced renal toxicity and neoplasia in male rat. In Risk Assessment Forum, p.85. US Govt. Printing Office, Washington, DC.) not to be relevant to human risk assessment. There was no evidence of any neurotoxicity as a result of the exposures. Therefore, a no observable effect level (NOEL) of 2000 mg/m^3 was determined with a no observable adverse effect level (NOAEL) of 10000 mg/m^3. There was no adverse effect at any of the exposure levels on reproductive performance in the study, including mating, fertility, parturition, lactation, offspring survival and development/maturation, in either the P_0 or F_1 generations. With respect to reproductive performance, a NOEL of 20000 mg/m^3 of Baseline Gasoline Vapor Condensate was concluded.

REFERENCES

Alden, C.L. 1986. A review of unique rat hydrocarbon nephropathy. *Toxicol. Pathol.* 14(1): 109-11.

Dunlap, W.P. and Duffy, J.A. 1975. Fortran IV functions for calculating exact probabilities associated with z, chi-square, t and f values. *Behav. Res. Methods and Instrumentations* 7: 59-60.

Dunlap, W.P., Marx, M.S. and Agamy, G.G. 1981. Fortran IV functions for calculating probabilities associated with Dunnett's test. *Behav. Res. Methods and Instrumentation* 13: 363-366.

Dunnett, C.W. 1955. A multiple comparison procedure for comparing several treatments with a control. *Journal of the American Statistical Association* 50: 1096-1121.

Dunnett, C.W. 1964. New tables for multiple comparisons with a control. *Biometrics* 20-3: 482-491.

Games, P.A. and Howell, J.F. 1976. Pairwise multiple comparison procedures with unequal n's and/or variances: a monte-carlo study. *Journal of Educational Statistics* 1: 113-125.

Kruskal, W.H. and Wallis, W.A. 1952. Use of Ranks in One-Criterion Variance Analysis. *Journal of the American Statistical Association* 47: 583-621.

Kruskal, W.H. and Wallis, W.A. 1953. Errata for Kruskal-Wallis (1952). *Journal of the American Statistical Association* 48: 907-911.

Mantel, N. 1963. Chi-square test with one degree of freedom: extensions of the Mantel-Haenszel procedure. *Journal of the American Statistical Association* 58: 690-700.

Seigel, S. 1956. Nonparametric Statistics for the Behavioral Sciences. McGraw-Hill.

	CALCULATIONS	

Female Mating Index:

no. of females with confirmed mating (sperm and/or vaginal plug) plus no. of pregnant females without evidence of mating (no sperm or vaginal plug)/no. of females placed with males

Female Fertility Index:

no. of females pregnant/no. of females confirmed mating or pregnancy for females without evidence of mating

Male Mating Index:

no. of males with confirmed mating with a female or pregnancy for females without evidence of mating/no. of males placed with females

Male Fertility Index:

no. of males mating and impregnating a female plus the no. of males with a pregnant female without evidence of mating/no. of males with confirmed mating plus no. of males with a pregnant female without evidence of mating

Gestation Index:

no. of females with liveborn/no. of females with confirmed pregnancy

Viability Index:

no. of pups alive Day 4 precull/no. of liveborn pups

Lactation Index:

no. of pups alive Day 21/no. of pups Day 4 postcull

Live Birth Index:

total no. of liveborn pups/total no. of pups born

	General Preface	

General Notes

1. Individual animal data values presented in this report may be rounded. Unrounded individual animal data values are used to calculate the reported mean and standard deviation values. Therefore, use of the reported individual values to reproduce means, standard deviations and/or to perform any subsequent calculations may produce minor discrepancies between the calculated values and those presented in this report.

2. Study schedules were weekly for the P_0 generation and daily for the F_1 generation. Study Day for F_1 Adults is calculated from day of birth. For reference purposes, the corresponding age in weeks for the F_1 Adults is presented in parentheses.

Intervals	P_0 Animals	F_1 Animals
Premating	Weeks –1 to 10	Days 35 to 105 (Weeks 5 to 15)
Mating	Weeks 10 to 12	Days 106 to 119 (Weeks 16 to 17)
Postmating	Weeks 13 to 15	Days 120 to 154 (Weeks 18 to 22)

3. On tables and appendices, 00-4207 references the P_0 Generation and 00-4207B references the F_1 Generation. In addition, 00-4207N references the neuropathology animals.

4. Table 21, Summary of Pup Necropsy – The dam from Group 3, Animal No. 3521, was found dead on Lactation Day 7. The litter was sacrificed and examined to be within normal limits, and therefore the data was excluded from this table. Organs were not weighed.

Key to Abbreviations

M = Male
F = Female
Gen. = General
PG = Pregnant
SEM. VES. & CO. GL. = Seminal Vesicles and Coagulating Gland

Group	Group Designation	Exposure Levels (mg/m^3)
I	Control	0 (air only)
II	Low	2000
III	Middle	10000
IV	High	20000

Huntingdon Life Sciences 00-4207

TABLE 1 - P0 GENERATION

BASELINE GASOLINE VAPOR CONDENSATE:A TWO-GENERATION WHOLE-BODY
INHALATION REPRODUCTION TOXICITY STUDY IN RATS

SUMMARY OF SURVIVAL AND PREGNANCY

DOSE GROUP		I	II	III	IV
DOSE LEVEL (MG/M3)		0	2,000	10,000	20,000
No. of males at start	N	26	26	26	26
Premating					
- Died/sacrificed	N	0	0	0	0
Postmating					
- Died/sacrificed	N	0	0	0	0
No. of females at start	N	26	26	26	26
No. of females cohabitated	N	26	26	26	26
- Without evidence of mating	N	1	1	2	1
Pregnant	N	0	1	2	0
Nonpregnant	N	1	0	0	1
Pregnant	N	24	25	24	25
- Died/sacrificed	N	0	0	1	0
- Died delivering	N	0	0	0	0
- Died/sacrificed post partum	N	0	0	0	1
- Aborted died/sacrificed	N	0	0	0	0
Nonpregnant	N	2	1	2	1
- Died/sacrificed	N	0	0	0	0
Total females died/sacrificed	N	0	0	1	1
	%	0.0	0.0	3.8	3.8
Dams delivering	N	24	25	24	25
- With liveborn pups	N	24	25	24	25
	%	100.0	100.0	100.0	100.0
- With all pups stillborn	N	0	0	0	0
	%	0.0	0.0	0.0	0.0

No statistically significant differences

Huntingdon Life Sciences 00-4207B

TABLE 1 - F1 GENERATION

BASELINE GASOLINE VAPOR CONDENSATE: A TWO-GENERATION WHOLE-BODY
INHALATION REPRODUCTION TOXICITY STUDY IN RATS

SUMMARY OF SURVIVAL AND PREGNANCY

DOSE GROUP DOSE LEVEL(MG/M3)		I 0	II 2,000	III 10,000	IV 20,000
No. of males at start	N	26	26	26	26
Premating					
- Died/sacrificed	N	1	2	0	1
Postmating					
- Died/sacrificed	N	0	0	0	0
No. of females at start	N	26	26	26	26
No. of females cohabitated	N	26	26	26	26
- Without evidence of mating	N	1	4	2	2
Pregnant	N	0	0	0	1
Nonpregnant	N	1	4	2	1
Pregnant	N	25	22	22	25
- Died/sacrificed	N	0	0	0	0
- Died delivering	N	0	0	0	0
- Died/sacrificed post partum	N	0	0	0	0
- Aborted died/sacrificed	N	0	0	0	0
Nonpregnant	N	1	4	4	1
- Died/sacrificed	N	0	1	0	0
Total females died/sacrificed	N	0	1	0	0
	%	0.0	3.8	0.0	0.0
Dams delivering	N	25	22	22	25
- With liveborn pups	N	25	22	22	25
	%	100.0	100.0	100.0	100.0
- With all pups stillborn	N	0	0	0	0
	%	0.0	0.0	0.0	0.0

No statistically significant differences

	Summary of Clinical Observations Preface	Table 2

Number of animals examined represents the total number of animals observed and animals, which were found dead, died accidentally or were killed in a moribund condition or at a scheduled sacrifice for a given interval.

For summarization purposes, descriptive comments [i.e., location of scab(s) and/or sore(s), etc.] are not presented in this table. These data are contained in the study raw data if needed.

Total represents a cumulative total of all animals with the indicated observation one or more times during the study.

Corresponding exposure levels for each group were as follows:

Group I - 0 mg/m^3
Group II - 2000 mg/m^3
Group III - 10000 mg/m^3
Group IV - 20000 mg/m^3

Generation Intervals:

P_0 Animals
Premating: Weeks –1 to 10
Mating: Weeks 10 to 12
Postmating: Weeks 13 to 15

F_1 Animals
Premating: Days 35 to 105 (Weeks 5 to 15)
Mating: Days 106 to 119 (Weeks 16 to 17)
Postmating: Days120 to 154 (Weeks 18 to 22)

Huntingdon Life Sciences 00-4207

TABLE 2 - P0 GENERATION

BASELINE GASOLINE VAPOR CONDENSATE:A TWO-GENERATION WHOLE-BODY
INHALATION REPRODUCTION TOXICITY STUDY IN RATS

MALES

SUMMARY OF WEEKLY CLINICAL OBSERVATIONS

	GROUP#	WEEK OF STUDY -1	0	1	2	3	4	5	6	7	8	9	10	11	12	13	14	15	16	TOTAL
# OF ANIMALS EXAMINED	I	26	26	26	26	26	26	26	26	26	26	26	26	26	26	26	26	26	26	
	II	26	26	26	26	26	26	26	26	26	26	26	26	26	26	26	26	26	26	
	III	26	26	26	26	26	26	26	26	26	26	26	26	26	26	26	26	26	26	
	IV	26	26	26	26	26	26	26	26	26	26	26	26	26	26	26	26	26	26	
Normal																				
WITHIN NORMAL LIMITS	I	26	26	24	22	20	17	20	19	18	17	17	17	18	18	18	17	14	16	26
	II	26	26	25	26	22	22	22	23	21	21	21	21	19	18	16	18	19	17	26
	III	26	26	24	23	24	23	24	24	21	21	22	20	18	18	17	16	17	16	26
	IV	26	25	23	21	21	21	19	20	20	20	20	18	17	17	17	19	19	19	26
Dead																				
TERMINAL SACRIFICE	I	0	0	0	0	0	0	0	0	0	0	0	0	0	0	0	0	0	26	26
	II	0	0	0	0	0	0	0	0	0	0	0	0	0	0	0	0	0	26	26
	III	0	0	0	0	0	0	0	0	0	0	0	0	0	0	0	0	0	26	26
	IV	0	0	0	0	0	0	0	0	0	0	0	0	0	0	0	0	0	26	26
Gen. Appearance																				
SWOLLEN PAW(S)	I	0	0	0	0	0	0	0	0	0	0	0	0	0	0	0	0	0	0	0
	II	0	0	0	0	1	2	1	0	0	0	0	0	0	0	0	0	0	0	2
	III	0	0	0	0	0	0	0	0	0	0	0	0	1	1	1	0	0	0	1
	IV	0	0	0	0	0	0	0	0	0	0	0	0	0	0	0	0	0	0	0
Dermal-General																				
ALOPECIA - GENERAL	I	0	0	0	0	0	1	0	0	0	1	1	2	1	1	1	2	2	2	3
	II	0	0	0	0	0	0	0	0	0	0	0	0	0	0	0	0	0	0	0
	III	0	0	0	0	0	0	0	0	0	1	2	2	2	2	1	2	2	3	3
	IV	0	1	1	1	0	0	0	0	0	0	0	1	1	1	1	1	1	1	2

Huntingdon Life Sciences 00-4207

TABLE 2 - P0 GENERATION

BASELINE GASOLINE VAPOR CONDENSATE:A TWO-GENERATION WHOLE-BODY
INHALATION REPRODUCTION TOXICITY STUDY IN RATS

MALES

SUMMARY OF WEEKLY CLINICAL OBSERVATIONS

	GROUP#	WEEK OF STUDY -1	0	1	2	3	4	5	6	7	8	9	10	11	12	13	14	15	16	TOTAL
# OF ANIMALS EXAMINED	I	26	26	26	26	26	26	26	26	26	26	26	26	26	26	26	26	26	26	
	II	26	26	26	26	26	26	26	26	26	26	26	26	26	26	26	26	26	26	
	III	26	26	26	26	26	26	26	26	26	26	26	26	26	26	26	26	26	26	
	IV	26	26	26	26	26	26	26	26	26	26	26	26	26	26	26	26	26	26	
ALOPECIA - EXTREMITIES/SNOUT	I	0	0	1	2	3	5	5	6	7	7	7	7	7	6	6	6	7	7	9
	II	0	0	0	0	3	3	4	3	5	5	5	4	6	6	6	5	5	5	7
	III	0	0	1	1	1	2	1	1	3	2	2	3	4	5	6	5	5	5	8
	IV	0	0	2	3	4	4	4	5	5	5	5	6	7	7	6	4	5	5	7
SCABS	I	0	0	0	1	1	1	1	1	1	1	1	0	0	0	0	0	1	0	2
	II	0	0	0	0	1	0	0	0	0	0	0	0	0	0	0	0	0	0	1
	III	0	0	0	0	0	0	0	0	0	0	0	0	0	0	0	0	0	0	0
	IV	0	0	1	1	1	2	1	0	0	0	0	0	0	0	0	0	0	0	2
LACERATION PAW(S)	I	0	0	0	0	0	0	0	0	0	0	0	0	0	0	0	0	0	0	0
	II	0	0	0	0	0	0	0	0	0	0	0	0	0	0	0	0	0	0	0
	III	0	0	0	0	0	0	0	0	0	0	0	0	0	0	0	0	0	0	0
	IV	0	0	0	0	0	0	2	0	0	0	0	0	0	0	0	0	0	0	2
RED STAINS ORAL/BUCCAL AREA	I	0	0	0	0	0	0	0	0	0	0	0	0	0	0	0	0	0	0	0
	II	0	0	0	0	0	0	0	0	0	0	0	0	0	0	0	0	0	0	0
	III	0	0	0	0	0	0	0	0	0	1	0	0	0	0	0	0	0	0	1
	IV	0	0	0	0	0	0	0	0	0	0	0	0	0	0	0	0	0	0	0
Ocular																				
LACRIMATION - UNILATERAL	I	0	0	0	0	0	0	0	0	0	0	0	0	0	0	0	0	1	0	1
	II	0	0	0	0	0	0	0	0	0	0	0	0	0	0	0	0	0	1	1
	III	0	0	0	1	0	0	0	0	0	0	0	1	1	0	0	0	0	0	2
	IV	0	0	0	0	0	0	0	0	0	0	0	0	0	0	0	0	0	0	0
CHROMODACRYORRHEA - UNILATERAL	I	0	0	0	0	0	0	0	0	0	0	0	0	1	0	0	0	1	0	1
	II	0	0	0	0	0	0	0	0	0	0	0	0	0	1	1	2	2	2	3
	III	0	0	0	1	0	1	0	0	0	0	1	0	1	0	0	0	0	0	4
	IV	0	0	0	0	0	0	0	0	0	0	0	0	0	0	0	0	0	0	0

Huntingdon Life Sciences 00-4207

TABLE 2 - P0 GENERATION

BASELINE GASOLINE VAPOR CONDENSATE:A TWO-GENERATION WHOLE-BODY
INHALATION REPRODUCTION TOXICITY STUDY IN RATS

MALES

SUMMARY OF WEEKLY CLINICAL OBSERVATIONS

	GROUP#	WEEK OF STUDY -1	0	1	2	3	4	5	6	7	8	9	10	11	12	13	14	15	16	TOTAL
# OF ANIMALS EXAMINED	I	26	26	26	26	26	26	26	26	26	26	26	26	26	26	26	26	26	26	
	II	26	26	26	26	26	26	26	26	26	26	26	26	26	26	26	26	26	26	
	III	26	26	26	26	26	26	26	26	26	26	26	26	26	26	26	26	26	26	
	IV	26	26	26	26	26	26	26	26	26	26	26	26	26	26	26	26	26	26	
CHROMODACRYORRHEA - BILATERAL	I	0	0	0	0	0	0	0	0	0	0	0	0	0	0	0	0	0	0	0
	II	0	0	0	0	0	0	0	0	0	0	0	0	0	1	0	0	0	0	1
	III	0	0	0	0	0	0	0	0	0	0	0	0	0	0	0	0	0	0	0
	IV	0	0	0	0	0	0	0	0	0	0	0	0	0	0	0	0	0	0	0
Oral/Buccal																				
INCISORS BROKEN/MISSING	I	0	0	1	1	2	1	0	0	0	0	0	0	1	1	1	1	2	1	4
	II	0	0	0	0	0	0	0	0	0	0	0	1	0	1	2	1	1	1	4
	III	0	0	0	0	0	0	0	1	2	2	2	2	2	1	1	3	3	3	5
	IV	0	0	0	0	0	0	0	0	0	0	0	1	1	1	1	1	1	1	1
EXCESSIVE SALIVATION	I	0	0	0	0	0	0	0	0	0	0	0	0	0	0	0	0	0	0	0
	II	0	0	1	0	0	0	0	0	0	0	0	0	0	0	0	0	0	0	1
	III	0	0	0	0	0	0	0	0	0	0	0	0	0	0	0	0	0	0	0
	IV	0	0	0	0	0	0	0	0	0	0	0	0	0	0	0	0	0	0	0
INCISORS MALOCCLUDED	I	0	0	0	1	1	1	0	0	0	0	0	0	0	1	1	1	1	1	2
	II	0	0	0	0	0	0	0	0	0	0	0	1	1	1	2	2	2	3	3
	III	0	0	0	1	1	2	1	1	1	1	2	3	3	3	3	2	3	4	5
	IV	0	0	0	0	0	0	1	1	1	1	1	1	1	1	1	1	3	3	3
ORAL SORE	I	0	0	0	0	0	0	0	0	0	0	0	0	0	0	0	0	0	0	0
	II	0	0	0	0	0	0	0	0	0	0	0	0	0	0	0	0	0	0	0
	III	0	0	0	0	0	0	0	0	0	0	0	0	1	0	0	0	0	0	1
	IV	0	0	0	0	0	0	0	0	0	0	0	0	0	0	0	0	0	0	0
Miscellaneous																				
IMPAIRED LIMB	I	0	0	0	0	0	0	0	0	0	0	0	0	0	0	0	0	0	0	0
	II	0	0	0	0	0	0	0	0	0	0	0	0	0	0	0	0	0	0	0
	III	0	0	1	1	0	0	0	0	0	0	0	0	0	0	0	0	0	0	1
	IV	0	0	0	0	0	0	0	0	0	0	0	0	0	0	0	0	0	0	0

Huntingdon Life Sciences 00-4207

TABLE 2 - P0 GENERATION

BASELINE GASOLINE VAPOR CONDENSATE:A TWO-GENERATION WHOLE-BODY
INHALATION REPRODUCTION TOXICITY STUDY IN RATS

MALES

SUMMARY OF WEEKLY CLINICAL OBSERVATIONS

	GROUP#	WEEK OF STUDY -1	0	1	2	3	4	5	6	7	8	9	10	11	12	13	14	15	16	TOTAL
# OF ANIMALS EXAMINED	I	26	26	26	26	26	26	26	26	26	26	26	26	26	26	26	26	26	26	
	II	26	26	26	26	26	26	26	26	26	26	26	26	26	26	26	26	26	26	
	III	26	26	26	26	26	26	26	26	26	26	26	26	26	26	26	26	26	26	
	IV	26	26	26	26	26	26	26	26	26	26	26	26	26	26	26	26	26	26	
TIP OF TAIL MISSING	I	0	0	0	0	0	0	0	0	0	0	0	0	0	0	0	0	0	0	0
	II	0	0	0	0	0	0	0	0	0	0	0	0	0	0	0	0	0	0	0
	III	0	0	0	0	0	0	0	0	0	0	0	0	0	0	0	0	0	0	0
	IV	0	0	0	1	1	0	0	0	0	0	0	0	0	0	0	0	0	0	1

Huntingdon Life Sciences 00-4207

TABLE 2 - P0 GENERATION

BASELINE GASOLINE VAPOR CONDENSATE:A TWO-GENERATION WHOLE-BODY
INHALATION REPRODUCTION TOXICITY STUDY IN RATS

FEMALES

SUMMARY OF WEEKLY CLINICAL OBSERVATIONS

	GROUP#	WEEK OF STUDY -1	0	1	2	3	4	5	6	7	8	9	10	11	12	13	14	15	16	TOTAL
# OF ANIMALS EXAMINED	I	26	26	26	26	26	26	26	26	26	26	26	23	1	1	1	1	1	0	
	II	26	26	26	26	26	26	26	26	26	26	26	22	1	1	1	0	0	0	
	III	26	26	26	26	26	26	26	26	26	26	26	21	2	2	2	0	0	0	
	IV	26	26	26	26	26	26	26	26	26	26	26	22	1	1	1	1	1	0	
Normal																				
WITHIN NORMAL LIMITS	I	26	26	25	24	22	21	22	23	21	21	21	18	1	1	1	1	1	0	26
	II	26	26	25	24	24	24	25	25	22	22	22	18	1	1	1	0	0	0	26
	III	26	26	26	25	25	24	25	25	24	24	24	20	1	1	1	0	0	0	26
	IV	26	25	25	25	25	24	24	24	23	22	23	20	1	1	1	1	1	0	26
Dead																				
TERMINAL SACRIFICE	I	0	0	0	0	0	0	0	0	0	0	0	0	0	0	0	0	1	0	1
	II	0	0	0	0	0	0	0	0	0	0	0	0	0	0	0	0	0	0	0
	III	0	0	0	0	0	0	0	0	0	0	0	0	0	0	0	0	0	0	0
	IV	0	0	0	0	0	0	0	0	0	0	0	0	0	0	0	0	1	0	1
Gen. Appearance																				
SWOLLEN PAW(S)	I	0	0	0	0	1	0	0	0	0	0	0	0	0	0	0	0	0	0	1
	II	0	0	0	0	0	1	0	0	0	0	0	0	0	0	0	0	0	0	1
	III	0	0	0	0	0	0	0	0	0	0	0	0	0	0	0	0	0	0	0
	IV	0	0	0	0	0	0	0	0	0	1	0	0	0	0	0	0	0	0	1
Dermal-General																				
ALOPECIA - GENERAL	I	0	0	0	0	0	0	0	0	0	0	0	1	0	0	0	0	0	0	1
	II	0	0	1	1	1	1	1	1	1	1	1	1	0	0	0	0	0	0	1
	III	0	0	0	0	0	0	0	0	0	0	0	0	0	0	0	0	0	0	0
	IV	0	0	0	0	0	0	0	0	1	0	0	0	0	0	0	0	0	0	1

Huntingdon Life Sciences 00-4207

TABLE 2 - P0 GENERATION

BASELINE GASOLINE VAPOR CONDENSATE:A TWO-GENERATION WHOLE-BODY
INHALATION REPRODUCTION TOXICITY STUDY IN RATS

FEMALES — SUMMARY OF WEEKLY CLINICAL OBSERVATIONS

	GROUP#	WEEK OF STUDY -1	0	1	2	3	4	5	6	7	8	9	10	11	12	13	14	15	16	TOTAL
# OF ANIMALS EXAMINED	I	26	26	26	26	26	26	26	26	26	26	26	23	1	1	1	1	1	0	
	II	26	26	26	26	26	26	26	26	26	26	26	22	1	1	1	0	0	0	
	III	26	26	26	26	26	26	26	26	26	26	26	21	2	2	2	0	0	0	
	IV	26	26	26	26	26	26	26	26	26	26	26	22	1	1	1	1	1	0	
ALOPECIA - EXTREMITIES/SNOUT	I	0	0	1	2	3	4	3	3	5	5	5	4	0	0	0	0	0	0	5
	II	0	0	1	1	1	1	1	1	3	3	3	3	0	0	0	0	0	0	4
	III	0	0	0	0	1	1	1	1	1	1	1	0	0	0	0	0	0	0	1
	IV	0	1	1	1	1	2	2	2	2	3	2	0	0	0	0	0	0	0	3
SCABS	I	0	0	0	0	0	0	1	0	0	0	0	0	0	0	0	0	0	0	1
	II	0	0	0	0	0	0	0	0	0	0	0	0	0	0	0	0	0	0	0
	III	0	0	0	0	0	0	0	0	0	0	0	0	0	0	0	0	0	0	0
	IV	0	0	0	0	0	0	0	0	0	0	0	0	0	0	0	0	0	0	0
LACERATION TIP OF TAIL	I	0	0	0	0	0	1	0	0	0	0	0	0	0	0	0	0	0	0	1
	II	0	0	0	1	1	0	0	0	0	0	0	0	0	0	0	0	0	0	1
	III	0	0	0	0	0	0	0	0	0	0	0	0	0	0	0	0	0	0	0
	IV	0	0	0	0	0	0	0	0	0	0	0	0	0	0	0	0	0	0	0
Ocular																				
LACRIMATION - UNILATERAL	I	0	0	0	0	0	0	0	0	0	0	0	0	0	0	0	0	0	0	0
	II	0	0	0	0	0	0	0	0	1	0	0	0	0	0	0	0	0	0	1
	III	0	0	0	0	0	0	0	0	1	1	1	1	1	1	1	0	0	0	1
	IV	0	0	0	0	0	0	0	0	0	0	0	0	0	0	0	0	0	0	0
CHROMODACRYORRHEA - UNILATERAL	I	0	0	0	0	0	0	0	0	0	0	0	0	0	0	0	0	0	0	0
	II	0	0	0	0	0	0	0	0	1	1	1	0	0	0	0	0	0	0	1
	III	0	0	0	0	0	0	0	0	1	1	1	1	1	1	1	0	0	0	1
	IV	0	0	0	0	0	0	0	0	0	0	0	0	0	0	0	0	0	0	0
Oral/Buccal																				
INCISORS BROKEN/MISSING	I	0	0	0	0	0	0	0	0	0	0	1	2	0	0	0	0	0	0	2
	II	0	0	0	0	0	0	0	0	0	0	0	1	0	0	0	0	0	0	1
	III	0	0	0	1	0	1	0	0	0	0	0	0	0	0	0	0	0	0	1
	IV	0	0	0	0	0	0	0	0	0	1	1	2	0	0	0	0	0	0	2

Huntingdon Life Sciences 00-4207B

TABLE 2 - F1 GENERATION

BASELINE GASOLINE VAPOR CONDENSATE: A TWO-GENERATION WHOLE-BODY
INHALATION REPRODUCTION TOXICITY STUDY IN RATS

MALES

SUMMARY OF WEEKLY CLINICAL OBSERVATIONS

	GROUP#	DAY OF STUDY 35	42	49	56	63	70	77	84	91	98	105	112	119	126	133	140	147	154	161	TOTAL
# OF ANIMALS EXAMINED	I	26	26	26	26	26	26	26	25	25	25	25	25	25	25	25	25	25	25	8	
	II	26	26	26	26	26	25	25	25	24	24	24	24	24	24	24	24	24	24	9	
	III	26	26	26	26	26	26	26	26	26	26	26	26	26	26	26	26	26	26	11	
	IV	26	26	26	26	26	25	25	25	25	25	25	25	25	25	25	25	25	25	6	
Normal																					
WITHIN NORMAL LIMITS	I	26	26	26	25	25	24	23	23	23	22	22	20	21	21	21	21	22	7	0	26
	II	26	26	26	24	25	25	24	24	21	21	20	20	20	20	21	21	21	8	0	26
	III	26	26	26	26	26	26	25	25	25	25	25	25	26	25	25	25	25	11	0	26
	IV	26	25	25	25	24	24	24	22	21	22	21	21	21	19	20	20	20	5	0	26
Dead																					
FOUND DEAD	I	0	0	0	0	0	0	0	0	0	0	0	0	0	0	0	0	0	0	0	0
	II	0	0	0	0	1	0	0	0	0	0	0	0	0	0	0	0	0	0	0	1
	III	0	0	0	0	0	0	0	0	0	0	0	0	0	0	0	0	0	0	0	0
	IV	0	0	0	0	0	0	0	0	0	0	0	0	0	0	0	0	0	0	0	0
HUMANE SACRIFICE	I	0	0	0	0	0	0	1	0	0	0	0	0	0	0	0	0	0	0	0	1
	II	0	0	0	0	0	0	0	1	0	0	0	0	0	0	0	0	0	0	0	1
	III	0	0	0	0	0	0	0	0	0	0	0	0	0	0	0	0	0	0	0	0
	IV	0	0	0	0	1	0	0	0	0	0	0	0	0	0	0	0	0	0	0	1
TERMINAL SACRIFICE	I	0	0	0	0	0	0	0	0	0	0	0	0	0	0	0	0	0	17	8	25
	II	0	0	0	0	0	0	0	0	0	0	0	0	0	0	0	0	0	15	9	24
	III	0	0	0	0	0	0	0	0	0	0	0	0	0	0	0	0	0	15	11	26
	IV	0	0	0	0	0	0	0	0	0	0	0	0	0	0	0	0	0	19	6	25
Gen. Appearance																					
MISSING DIGIT	I	0	0	0	0	0	0	0	0	0	0	0	0	0	0	0	0	0	0	0	0
	II	0	0	0	0	0	0	0	0	0	0	0	0	0	0	0	0	0	0	0	0
	III	0	0	0	0	0	0	0	0	0	0	0	0	0	0	0	0	0	0	0	0
	IV	0	1	1	1	1	1	1	1	1	1	1	1	1	1	1	1	1	0	0	1

Huntingdon Life Sciences 00-4207B

TABLE 2 - F1 GENERATION

BASELINE GASOLINE VAPOR CONDENSATE: A TWO-GENERATION WHOLE-BODY
INHALATION REPRODUCTION TOXICITY STUDY IN RATS

MALES

SUMMARY OF WEEKLY CLINICAL OBSERVATIONS

	GROUP#	DAY OF STUDY 35	42	49	56	63	70	77	84	91	98	105	112	119	126	133	140	147	154	161	TOTAL
# OF ANIMALS EXAMINED	I	26	26	26	26	26	26	26	25	25	25	25	25	25	25	25	25	25	25	8	
	II	26	26	26	26	26	25	25	25	24	24	24	24	24	24	24	24	24	24	9	
	III	26	26	26	26	26	26	26	26	26	26	26	26	26	26	26	26	26	26	11	
	IV	26	26	26	26	26	25	25	25	25	25	25	25	25	25	25	25	25	25	6	
SWOLLEN SNOUT	I	0	0	0	0	0	0	0	0	0	0	0	0	0	0	0	0	0	0	0	0
	II	0	0	0	0	0	0	0	0	0	0	0	0	0	0	0	0	0	0	0	0
	III	0	0	0	0	0	0	0	0	0	0	0	0	0	0	0	0	0	0	0	0
	IV	0	0	0	0	1	0	0	0	0	0	0	0	0	0	0	0	0	0	0	1
SWOLLEN PAW(S)	I	0	0	0	0	0	0	0	0	0	0	0	0	0	0	0	0	0	0	0	0
	II	0	0	0	0	0	0	0	0	0	0	0	0	0	0	0	0	0	0	0	0
	III	0	0	0	0	0	0	0	0	0	0	0	0	0	1	1	1	1	0	0	1
	IV	0	0	0	0	0	0	0	0	0	0	0	0	0	0	0	0	0	0	0	0
Dermal-General																					
ALOPECIA - EXTREMITIES/SNOUT	I	0	0	0	0	1	1	1	1	1	1	1	1	1	1	1	1	0	0	0	1
	II	0	0	0	0	0	0	0	0	1	2	2	2	2	2	1	1	1	0	0	2
	III	0	0	0	0	0	0	1	1	1	1	1	1	0	0	0	0	0	0	0	1
	IV	0	0	0	1	0	0	0	1	1	1	1	1	1	0	0	0	0	0	0	1
SCABS	I	0	0	0	1	0	0	0	0	0	0	0	0	0	0	0	0	0	0	0	1
	II	0	0	0	1	0	0	0	0	0	0	0	0	0	0	0	0	0	0	0	1
	III	0	0	0	0	0	0	0	0	0	0	0	0	0	0	0	0	0	0	0	0
	IV	0	0	0	0	0	0	0	0	0	0	0	0	0	0	0	0	0	0	0	0
BLACK STAINS ON SNOUT	I	0	0	0	0	0	0	0	0	0	1	1	1	0	0	0	0	0	0	0	1
	II	0	0	0	0	0	0	0	0	0	0	0	0	0	0	0	0	0	0	0	0
	III	0	0	0	0	0	0	0	0	0	0	0	0	0	0	0	0	0	0	0	0
	IV	0	0	0	0	0	0	0	1	0	0	0	0	0	0	0	0	0	0	0	1
ALOPECIA - GENERAL	I	0	0	0	0	0	0	0	0	0	0	0	0	0	0	0	0	0	0	0	0
	II	0	0	0	0	0	0	0	0	1	0	1	1	1	1	1	1	1	0	0	1
	III	0	0	0	0	0	0	0	0	0	0	0	0	0	0	0	0	0	0	0	0
	IV	0	0	0	0	0	0	0	0	0	0	0	0	0	0	0	0	0	0	0	0

Huntingdon Life Sciences 00-4207B

TABLE 2 - F1 GENERATION

BASELINE GASOLINE VAPOR CONDENSATE: A TWO-GENERATION WHOLE-BODY
INHALATION REPRODUCTION TOXICITY STUDY IN RATS

MALES — SUMMARY OF WEEKLY CLINICAL OBSERVATIONS

	GROUP#	DAY OF STUDY 35	42	49	56	63	70	77	84	91	98	105	112	119	126	133	140	147	154	161	TOTAL
# OF ANIMALS EXAMINED	I	26	26	26	26	26	26	26	25	25	25	25	25	25	25	25	25	25	25	8	
	II	26	26	26	26	26	25	25	25	24	24	24	24	24	24	24	24	24	24	9	
	III	26	26	26	26	26	26	26	26	26	26	26	26	26	26	26	26	26	26	11	
	IV	26	26	26	26	26	25	25	25	25	25	25	25	25	25	25	25	25	25	6	
Ocular																					
CHROMODACRYORRHEA - UNILATERAL	I	0	0	0	0	0	1	0	0	0	0	0	0	1	1	0	0	0	0	0	2
	II	0	0	0	0	0	0	0	0	1	1	1	1	1	1	1	1	1	1	0	1
	III	0	0	0	0	0	0	0	0	0	0	0	0	0	0	0	0	0	0	0	0
	IV	0	0	0	0	1	0	0	1	2	1	1	1	1	2	2	1	1	0	0	3
CHROMODACRYORRHEA - BILATERAL	I	0	0	0	0	0	0	1	0	0	0	0	0	0	0	0	0	0	0	0	1
	II	0	0	0	0	0	0	0	0	0	0	0	0	0	0	0	0	0	0	0	0
	III	0	0	0	0	0	0	0	0	0	0	0	0	0	0	0	0	0	0	0	0
	IV	0	0	0	0	0	0	0	0	0	0	0	0	0	0	0	0	0	0	0	0
LACRIMATION - UNILATERAL	I	0	0	0	0	0	0	0	0	0	0	0	0	0	0	0	0	0	0	0	0
	II	0	0	0	0	0	0	0	0	0	0	0	1	1	1	1	0	0	0	0	1
	III	0	0	0	0	0	0	0	0	0	0	0	0	0	0	0	0	0	0	0	0
	IV	0	0	0	0	0	0	0	0	1	1	1	1	0	0	0	0	0	0	0	1
Oral/Buccal																					
INCISORS MALOCCLUDED	I	0	0	0	0	0	0	2	1	1	1	1	2	2	2	2	2	2	1	0	3
	II	0	0	0	0	0	0	0	0	1	1	1	1	1	1	1	0	0	0	0	1
	III	0	0	0	0	0	0	0	0	0	0	0	0	0	0	0	0	0	0	0	0
	IV	0	0	0	0	1	0	0	2	3	2	3	3	3	3	2	1	1	0	0	5
ORAL SORE	I	0	0	0	0	0	0	1	0	0	0	0	0	0	0	0	0	0	0	0	1
	II	0	0	0	0	0	0	1	1	0	0	0	0	0	0	0	0	0	0	0	1
	III	0	0	0	0	0	0	0	0	0	0	0	0	0	0	0	0	0	0	0	0
	IV	0	0	0	0	1	0	0	0	0	0	0	0	0	0	0	0	0	0	0	1

Huntingdon Life Sciences 00-4207B

TABLE 2 - F1 GENERATION

BASELINE GASOLINE VAPOR CONDENSATE: A TWO-GENERATION WHOLE-BODY
INHALATION REPRODUCTION TOXICITY STUDY IN RATS

MALES

SUMMARY OF WEEKLY CLINICAL OBSERVATIONS

	GROUP#	DAY OF STUDY 35	42	49	56	63	70	77	84	91	98	105	112	119	126	133	140	147	154	161	TOTAL
# OF ANIMALS EXAMINED	I	26	26	26	26	26	26	26	25	25	25	25	25	25	25	25	25	25	25	8	
	II	26	26	26	26	26	25	25	25	24	24	24	24	24	24	24	24	24	24	9	
	III	26	26	26	26	26	26	26	26	26	26	26	26	26	26	26	26	26	26	11	
	IV	26	26	26	26	26	25	25	25	25	25	25	25	25	25	25	25	25	25	6	
INCISORS BROKEN/MISSING	I	0	0	0	0	0	0	0	0	0	0	0	1	1	2	2	2	2	0	0	2
	II	0	0	0	0	0	0	0	0	0	0	0	1	1	1	1	1	1	1	0	1
	III	0	0	0	0	0	0	0	0	0	0	0	0	0	0	0	0	0	0	0	0
	IV	0	0	0	0	0	0	0	0	0	0	0	1	1	3	2	3	3	1	0	4
Respiration																					
LABORED BREATHING	I	0	0	0	0	0	0	0	0	0	0	0	0	0	0	0	0	0	0	0	0
	II	0	0	0	0	0	0	0	0	0	0	0	0	0	0	0	0	0	0	0	0
	III	0	0	0	0	0	0	0	0	0	0	0	0	0	0	0	0	0	0	0	0
	IV	0	0	0	0	1	0	0	0	0	0	0	0	0	0	0	0	0	0	0	1
Miscellaneous																					
HYPOTHERMIA	I	0	0	0	0	0	0	0	0	0	0	0	0	0	0	0	0	0	0	0	0
	II	0	0	0	1	0	0	0	0	0	0	0	0	0	0	0	0	0	0	0	1
	III	0	0	0	0	0	0	0	0	0	0	0	0	0	0	0	0	0	0	0	0
	IV	0	0	0	0	0	0	0	0	0	0	0	0	0	0	0	0	0	0	0	0

Huntingdon Life Sciences 00-4207B

TABLE 2 - F1 GENERATION

BASELINE GASOLINE VAPOR CONDENSATE: A TWO-GENERATION WHOLE-BODY
INHALATION REPRODUCTION TOXICITY STUDY IN RATS

FEMALES

SUMMARY OF WEEKLY CLINICAL OBSERVATIONS

	GROUP#	DAY OF STUDY 35	42	49	56	63	70	77	84	91	98	105	112	119	126	133	140	147	154	161	TOTAL
# OF ANIMALS EXAMINED	I	26	26	26	26	26	26	26	26	26	26	26	5	1	1	1	1	1	1	0	
	II	26	26	26	26	26	26	26	26	26	26	25	11	3	3	3	3	3	2	0	
	III	26	26	26	26	26	26	26	26	26	26	26	15	2	2	2	2	2	1	0	
	IV	26	26	26	26	26	26	26	26	26	26	26	7	2	2	2	1	1	1	0	
Normal																					
WITHIN NORMAL LIMITS	I	26	26	26	26	26	24	23	23	22	22	22	3	1	1	1	1	1	0	0	26
	II	26	26	25	25	25	25	25	24	23	23	22	10	3	2	2	3	2	0	0	26
	III	26	26	26	26	26	25	25	24	25	25	25	13	1	1	1	1	1	0	0	26
	IV	26	26	26	25	25	25	24	24	24	24	23	7	2	2	2	1	1	0	0	26
Dead																					
HUMANE SACRIFICE	I	0	0	0	0	0	0	0	0	0	0	0	0	0	0	0	0	0	0	0	0
	II	0	0	0	0	0	0	0	0	0	0	0	1	0	0	0	0	0	0	0	1
	III	0	0	0	0	0	0	0	0	0	0	0	0	0	0	0	0	0	0	0	0
	IV	0	0	0	0	0	0	0	0	0	0	0	0	0	0	0	0	0	0	0	0
TERMINAL SACRIFICE	I	0	0	0	0	0	0	0	0	0	0	0	0	0	0	0	0	0	1	0	1
	II	0	0	0	0	0	0	0	0	0	0	0	0	0	0	0	0	1	2	0	3
	III	0	0	0	0	0	0	0	0	0	0	0	0	0	0	0	0	1	1	0	2
	IV	0	0	0	0	0	0	0	0	0	0	0	0	0	0	0	0	0	1	0	1
Dermal-General																					
ALOPECIA - EXTREMITIES/SNOUT	I	0	0	0	0	0	2	2	2	3	3	3	1	0	0	0	0	0	0	0	3
	II	0	0	1	1	1	1	1	2	2	2	2	0	0	0	0	0	0	0	0	2
	III	0	0	0	0	0	1	1	1	1	1	1	1	1	1	1	1	0	0	0	1
	IV	0	0	0	1	1	1	1	1	1	2	2	0	0	0	0	0	0	0	0	2
SCABS	I	0	0	0	0	0	0	0	0	0	0	0	0	0	0	0	0	0	0	0	0
	II	0	0	0	0	0	0	0	0	0	1	1	0	0	0	0	0	0	0	0	1
	III	0	0	0	0	0	0	0	0	0	0	0	0	0	0	0	0	0	0	0	0
	IV	0	0	0	0	0	0	0	0	0	0	0	0	0	0	0	0	0	0	0	0

Huntingdon Life Sciences 00-4207B

TABLE 2 - F1 GENERATION

BASELINE GASOLINE VAPOR CONDENSATE: A TWO-GENERATION WHOLE-BODY
INHALATION REPRODUCTION TOXICITY STUDY IN RATS

FEMALES

SUMMARY OF WEEKLY CLINICAL OBSERVATIONS

	GROUP#	DAY OF STUDY 35	42	49	56	63	70	77	84	91	98	105	112	119	126	133	140	147	154	161	TOTAL
# OF ANIMALS EXAMINED	I	26	26	26	26	26	26	26	26	26	26	26	5	1	1	1	1	1	1	0	
	II	26	26	26	26	26	26	26	26	26	26	25	11	3	3	3	3	3	2	0	
	III	26	26	26	26	26	26	26	26	26	26	26	15	2	2	2	2	2	1	0	
	IV	26	26	26	26	26	26	26	26	26	26	26	7	2	2	2	1	1	1	0	
Ocular																					
CHROMODACRYORRHEA - UNILATERAL	I	0	0	0	0	0	0	0	0	0	0	0	0	0	0	0	0	0	0	0	0
	II	0	0	0	0	0	0	0	0	0	0	0	0	0	1	1	0	1	0	0	1
	III	0	0	0	0	0	0	0	0	0	0	0	0	0	0	0	0	0	0	0	0
	IV	0	0	0	0	0	0	0	0	0	0	0	0	0	0	0	0	0	0	0	0
LACRIMATION - UNILATERAL	I	0	0	0	0	0	0	0	0	0	0	0	0	0	0	0	0	0	0	0	0
	II	0	0	0	0	0	0	0	0	0	0	0	0	0	0	1	0	0	0	0	1
	III	0	0	0	0	0	0	0	0	0	0	0	0	0	0	0	0	0	0	0	0
	IV	0	0	0	0	0	0	0	0	0	0	0	0	0	0	0	0	0	0	0	0
Oral/Buccal																					
INCISORS MALOCCLUDED	I	0	0	0	0	0	0	1	1	1	1	1	1	0	0	0	0	0	0	0	1
	II	0	0	0	0	0	0	0	0	0	0	0	0	0	0	0	0	0	0	0	0
	III	0	0	0	0	0	0	0	0	0	0	0	1	0	0	0	0	0	0	0	1
	IV	0	0	0	0	0	0	1	1	1	0	0	0	0	0	0	0	0	0	0	1
INCISORS BROKEN/MISSING	I	0	0	0	0	0	0	0	0	0	1	1	1	0	0	0	0	0	0	0	1
	II	0	0	0	0	0	0	0	0	1	0	0	0	0	0	0	0	0	0	0	1
	III	0	0	0	0	0	0	0	1	0	0	0	0	0	0	0	0	0	0	0	1
	IV	0	0	0	0	0	0	0	0	0	0	1	0	0	0	0	0	0	0	0	1

Huntingdon Life Sciences 00-4207

TABLE 3 - P0 GENERATION

BASELINE GASOLINE VAPOR CONDENSATE:A TWO-GENERATION WHOLE-BODY
INHALATION REPRODUCTION TOXICITY STUDY IN RATS

SUMMARY OF CLINICAL OBSERVATIONS DURING GESTATION - (frequency/animals)

DOSE GROUP	I	II	III	IV
DOSE LEVEL (MG/M3)	0	2,000	10,000	20,000
DAY 0 to 26				
Normal				
WITHIN NORMAL LIMITS	84/21	80/21	87/23	93/24
TERMINAL SACRIFICE	1/ 1	1/ 1	2/ 2	0/ 0
Dermal-General				
ALOPECIA - GENERAL	3/ 1	4/ 1	0/ 0	0/ 0
ALOPECIA - EXTREMITIES/SNOUT	16/ 4	18/ 6	9/ 5	4/ 1
Oral/Buccal				
INCISORS BROKEN/MISSING	0/ 0	1/ 1	0/ 0	3/ 3
Palpable masses				
MASS	0/ 0	1/ 1	0/ 0	0/ 0

Huntingdon Life Sciences 00-4207B

TABLE 3 - F1 GENERATION

BASELINE GASOLINE VAPOR CONDENSATE: A TWO-GENERATION WHOLE-BODY
INHALATION REPRODUCTION TOXICITY STUDY IN RATS

SUMMARY OF CLINICAL OBSERVATIONS DURING GESTATION - (frequency/animals)

DOSE GROUP DOSE LEVEL(MG/M3)	I 0	II 2,000	III 10,000	IV 20,000
DAY 0 to 26				
Normal				
WITHIN NORMAL LIMITS	84/21	71/19	91/23	83/22
TERMINAL SACRIFICE	0/ 0	0/ 0	2/ 2	0/ 0
Gen. Appearance				
EARS SWOLLEN/RED - BILATERAL	0/ 0	3/ 1	0/ 0	0/ 0
Dermal-General				
ALOPECIA - EXTREMITIES/SNOUT	12/ 3	12/ 3	3/ 2	11/ 3
SCABS	0/ 0	2/ 1	0/ 0	0/ 0
Ocular				
CHROMODACRYORRHEA - UNILATERAL	0/ 0	0/ 0	0/ 0	2/ 1
Oral/Buccal				
INCISORS MALOCCLUDED	4/ 1	0/ 0	2/ 1	0/ 0
INCISORS BROKEN/MISSING	2/ 1	0/ 0	0/ 0	0/ 0

Huntingdon Life Sciences 00-4207

TABLE 4 - P0 GENERATION

BASELINE GASOLINE VAPOR CONDENSATE:A TWO-GENERATION WHOLE-BODY
INHALATION REPRODUCTION TOXICITY STUDY IN RATS

SUMMARY OF MATERNAL CLINICAL OBSERVATIONS DURING LACTATION - (frequency/animals)

DOSE GROUP DOSE LEVEL (MG/M3)	I 0	II 2,000	III 10,000	IV 20,000
DAY 1 to 28				
Normal				
WITHIN NORMAL LIMITS	112/20	102/19	99/19	137/24
FOUND DEAD	0/ 0	0/ 0	1/ 1	0/ 0
TERMINAL SACRIFICE	24/24	25/25	23/23	25/25
Gen. Appearance				
EARS SWOLLEN/RED - BILATERAL	0/ 0	5/ 1	5/ 1	0/ 0
Dermal-General				
ALOPECIA - GENERAL	6/ 1	6/ 1	0/ 0	0/ 0
ALOPECIA - EXTREMITIES/SNOUT	23/ 5	37/ 7	28/ 6	11/ 2
Ocular				
LACRIMATION - UNILATERAL	0/ 0	0/ 0	2/ 1	0/ 0
CHROMODACRYORRHEA - UNILATERAL	1/ 1	0/ 0	6/ 1	0/ 0
Oral/Buccal				
INCISORS BROKEN/MISSING	5/ 2	0/ 0	1/ 1	1/ 1
INCISORS MALOCCLUDED	7/ 2	0/ 0	8/ 2	0/ 0
Palpable masses				
MASS	2/ 1	6/ 1	0/ 0	0/ 0

Huntingdon Life Sciences 00-4207B

TABLE 4 - F1 GENERATION

BASELINE GASOLINE VAPOR CONDENSATE: A TWO-GENERATION WHOLE-BODY
INHALATION REPRODUCTION TOXICITY STUDY IN RATS

SUMMARY OF MATERNAL CLINICAL OBSERVATIONS DURING LACTATION - (frequency/animals)

DOSE GROUP	I	II	III	IV
DOSE LEVEL(MG/M3)	0	2,000	10,000	20,000
DAY 1 to 28				
Normal				
WITHIN NORMAL LIMITS	125/22	108/18	126/21	126/21
TERMINAL SACRIFICE	25/25	22/22	22/22	25/25
Gen. Appearance				
EARS SWOLLEN/RED - BILATERAL	0/ 0	6/ 1	0/ 0	0/ 0
Dermal-General				
ALOPECIA - EXTREMITIES/SNOUT	19/ 5	18/ 3	6/ 1	18/ 3
YELLOW ANO-GENITAL STAINING	1/ 1	0/ 0	0/ 0	0/ 0
Ocular				
CHROMODACRYORRHEA - UNILATERAL	0/ 0	0/ 0	0/ 0	6/ 1
Oral/Buccal				
INCISORS MALOCCLUDED	6/ 1	0/ 0	0/ 0	4/ 1
INCISORS BROKEN/MISSING	2/ 1	0/ 0	6/ 1	0/ 0

Huntingdon Life Sciences 00-4207

TABLE 5 - P0 GENERATION

BASELINE GASOLINE VAPOR CONDENSATE:A TWO-GENERATION WHOLE-BODY
INHALATION REPRODUCTION TOXICITY STUDY IN RATS

MALES — MEAN BODY WEIGHT VALUES (GRAMS)

DOSE GROUP		I	II	III	IV
DOSE LEVEL (MG/M3)		0	2,000	10,000	20,000
WEEK -1	MEAN	150	150	149	149
	S.D.	9.1	9.3	9.6	9.4
	N	26	26	26	26
WEEK 0	MEAN	214	210	211	210
	S.D.	12.0	11.2	10.9	11.7
	N	26	26	26	26
WEEK 1	MEAN	261	257	257	254
	S.D.	14.6	13.3	14.7	14.9
	N	26	26	26	26
WEEK 2	MEAN	303	300	302	297
	S.D.	17.6	16.5	16.8	18.5
	N	26	26	26	26
WEEK 3	MEAN	343	340	341	333
	S.D.	21.2	21.3	21.9	21.9
	N	26	26	26	26
WEEK 4	MEAN	372	372	371	360
	S.D.	26.1	24.3	24.7	24.4
	N	26	26	26	26
WEEK 5	MEAN	401	400	400	384
	S.D.	27.9	26.4	26.0	27.2
	N	26	26	26	26
WEEK 6	MEAN	423	423	421	405
	S.D.	30.2	27.8	30.2	29.9
	N	26	26	26	26
WEEK 7	MEAN	438	440	438	421
	S.D.	33.1	30.0	33.7	33.9
	N	26	26	26	26

No statistically significant differences

Huntingdon Life Sciences 00-4207

TABLE 5 - P0 GENERATION

BASELINE GASOLINE VAPOR CONDENSATE:A TWO-GENERATION WHOLE-BODY
INHALATION REPRODUCTION TOXICITY STUDY IN RATS

MALES

MEAN BODY WEIGHT VALUES (GRAMS)

DOSE GROUP		I	II	III	IV
DOSE LEVEL (MG/M3)		0	2,000	10,000	20,000
WEEK 8	MEAN	453	456	454	436
	S.D.	34.9	32.8	36.1	34.5
	N	26	26	26	26
WEEK 9	MEAN	465	471	465	450
	S.D.	37.6	34.3	44.5	35.2
	N	26	26	26	26
WEEK 10	MEAN	475	482	476	460
	S.D.	39.5	36.0	41.2	36.4
	N	26	26	26	26
WEEK 11	MEAN	482	492	484	468
	S.D.	40.7	34.9	42.4	37.7
	N	26	26	26	26
WEEK 12	MEAN	497	502	496	479
	S.D.	41.5	38.6	43.7	41.1
	N	26	26	26	26
WEEK 13	MEAN	504	512	506	488
	S.D.	43.1	40.3	45.2	40.4
	N	26	26	26	26
WEEK 14	MEAN	515	520	514	495
	S.D.	45.2	40.8	47.0	40.8
	N	26	26	26	26
WEEK 15	MEAN	524	523	520	498
	S.D.	46.7	42.5	48.8	41.0
	N	26	26	26	26
WEEK 16	MEAN	530	530	528	506
	S.D.	47.3	42.0	51.2	42.2
	N	26	26	26	26

No statistically significant differences

Huntingdon Life Sciences 00-4207

TABLE 5 - P0 GENERATION

BASELINE GASOLINE VAPOR CONDENSATE:A TWO-GENERATION WHOLE-BODY
INHALATION REPRODUCTION TOXICITY STUDY IN RATS

FEMALES

MEAN BODY WEIGHT VALUES (GRAMS)

DOSE GROUP		I	II	III	IV
DOSE LEVEL (MG/M3)		0	2,000	10,000	20,000
WEEK -1	MEAN	106	107	106	107
	S.D.	8.9	9.3	9.3	9.1
	N	26	26	26	26
WEEK 0	MEAN	152	150	153	151
	S.D.	8.4	6.7	11.3	7.1
	N	26	26	26	26
WEEK 1	MEAN	176	174	175	172
	S.D.	9.9	8.1	12.4	8.1
	N	26	26	26	26
WEEK 2	MEAN	200	197	203	196
	S.D.	14.2	10.2	15.3	9.8
	N	26	26	26	26
WEEK 3	MEAN	223	219	223	215
	S.D.	16.7	12.5	18.4	11.2
	N	26	26	26	26
WEEK 4	MEAN	240	236	241	230
	S.D.	17.2	12.5	21.4	13.8
	N	26	26	26	26
WEEK 5	MEAN	254	248	252	245
	S.D.	17.9	13.3	23.1	15.9
	N	26	26	26	26
WEEK 6	MEAN	265	258	264	256
	S.D.	19.1	13.8	23.0	15.8
	N	26	26	26	26
WEEK 7	MEAN	272	264	271	260
	S.D.	19.9	14.8	25.2	17.9
	N	26	26	26	26

No statistically significant differences

Huntingdon Life Sciences 00-4207

TABLE 5 - P0 GENERATION

BASELINE GASOLINE VAPOR CONDENSATE:A TWO-GENERATION WHOLE-BODY
INHALATION REPRODUCTION TOXICITY STUDY IN RATS

FEMALES

MEAN BODY WEIGHT VALUES (GRAMS)

DOSE GROUP		I	II	III	IV
DOSE LEVEL (MG/M3)		0	2,000	10,000	20,000
WEEK 8	MEAN	283	272	282	266**
	S.D.	19.6	14.3	25.5	18.3
	N	26	26	26	26
WEEK 9	MEAN	289	282	286	273*
	S.D.	19.8	17.2	26.4	20.5
	N	26	26	26	26
WEEK 10	MEAN	292	282	289	276*
	S.D.	21.1	15.9	26.9	17.6
	N	26	26	26	26
WEEK 11	MEAN	291	299	332	275
	S.D.	0.0	0.0	14.8	0.0
	N	1	1	2	1
WEEK 12	MEAN	296	327	359	302
	S.D.	0.0	0.0	14.9	0.0
	N	1	1	2	1
WEEK 13	MEAN	292	408	431	289
	S.D.	0.0	0.0	22.2	0.0
	N	1	1	2	1
WEEK 14	MEAN	294			277
	S.D.	0.0			9.3
	N	1			2
WEEK 15	MEAN	302			287
	S.D.	0.0			0.2
	N	1			2
WEEK 16	MEAN				292
	S.D.				0.0
	N				1

Statistical key: * = p<0.05 ** = p<0.01

Huntingdon Life Sciences 00-4207

TABLE 5 - P0 GENERATION

BASELINE GASOLINE VAPOR CONDENSATE:A TWO-GENERATION WHOLE-BODY
INHALATION REPRODUCTION TOXICITY STUDY IN RATS

FEMALES — MEAN BODY WEIGHT VALUES (GRAMS)

DOSE GROUP		I	II	III	IV
DOSE LEVEL (MG/M3)		0	2,000	10,000	20,000
WEEK 17	MEAN				294
	S.D.				0.0
	N				1

No statistically significant differences

Huntingdon Life Sciences 00-4207B

TABLE 5 - F1 GENERATION

BASELINE GASOLINE VAPOR CONDENSATE: A TWO-GENERATION WHOLE-BODY
INHALATION REPRODUCTION TOXICITY STUDY IN RATS

MALES

MEAN BODY WEIGHT VALUES (GRAMS)

DOSE GROUP DOSE LEVEL(MG/M3)		I 0	II 2,000	III 10,000	IV 20,000
DAY 28	MEAN	74	69	73	69
	S.D.	8.4	7.6	9.0	7.7
	N	26	26	26	26
DAY 35	MEAN	130	120*	127	121*
	S.D.	11.3	16.1	13.8	14.2
	N	26	26	26	26
DAY 42	MEAN	191	176*	185	175**
	S.D.	14.9	26.6	17.0	16.7
	N	26	26	26	26
DAY 49	MEAN	250	229**	242	230*
	S.D.	19.3	37.1	21.6	18.2
	N	26	26	26	26
DAY 56	MEAN	301	278*	292	280*
	S.D.	20.7	47.2	26.1	20.9
	N	26	26	26	26
DAY 63	MEAN	344	326	331	314**
	S.D.	23.2	27.9	30.3	32.3
	N	26	25	26	26
DAY 70	MEAN	373	357	359	348*
	S.D.	27.5	29.2	32.9	27.8
	N	26	25	26	25
DAY 77	MEAN	399	385	387	375
	S.D.	31.0	30.7	34.4	30.6
	N	26	25	26	25
DAY 84	MEAN	422	402	408	396*
	S.D.	27.5	30.7	37.4	35.4
	N	25	25	26	25

Statistical key: * = $p<0.05$ ** = $p<0.01$

Huntingdon Life Sciences 00-4207B

TABLE 5 - F1 GENERATION

BASELINE GASOLINE VAPOR CONDENSATE: A TWO-GENERATION WHOLE-BODY
INHALATION REPRODUCTION TOXICITY STUDY IN RATS

MALES

MEAN BODY WEIGHT VALUES (GRAMS)

DOSE GROUP		I	II	III	IV
DOSE LEVEL(MG/M3)		0	2,000	10,000	20,000
DAY 91	MEAN	440	425	432	417
	S.D.	28.2	29.7	39.4	36.1
	N	25	24	26	25
DAY 98	MEAN	452	438	445	433
	S.D.	32.2	29.4	39.6	40.5
	N	25	24	26	25
DAY 105	MEAN	465	448	461	448
	S.D.	34.1	29.4	42.2	39.2
	N	25	24	26	25
DAY 112	MEAN	472	459	470	455
	S.D.	31.3	32.3	40.6	40.8
	N	25	24	26	25
DAY 119	MEAN	485	471	481	467
	S.D.	33.3	32.2	40.0	42.9
	N	25	24	26	25
DAY 126	MEAN	494	479	490	475
	S.D.	32.2	34.2	40.6	43.9
	N	25	24	26	25
DAY 133	MEAN	503	488	500	484
	S.D.	34.0	31.7	41.2	47.9
	N	25	24	26	25
DAY 140	MEAN	509	493	508	490
	S.D.	35.6	33.5	43.0	48.0
	N	25	24	26	25
DAY 147	MEAN	521	505	517	501
	S.D.	34.0	33.5	49.0	44.8
	N	25	24	26	25

No statistically significant differences

Huntingdon Life Sciences 00-4207B

TABLE 5 - F1 GENERATION

BASELINE GASOLINE VAPOR CONDENSATE: A TWO-GENERATION WHOLE-BODY
INHALATION REPRODUCTION TOXICITY STUDY IN RATS

MALES — MEAN BODY WEIGHT VALUES (GRAMS)

DOSE GROUP		I	II	III	IV
DOSE LEVEL(MG/M3)		0	2,000	10,000	20,000
DAY 154	MEAN	528	510	532	515
	S.D.	45.5	31.9	48.9	26.5
	N	8	9	11	6

No statistically significant differences

Huntingdon Life Sciences 00-4207B

TABLE 5 - F1 GENERATION

BASELINE GASOLINE VAPOR CONDENSATE: A TWO-GENERATION WHOLE-BODY
INHALATION REPRODUCTION TOXICITY STUDY IN RATS

FEMALES

MEAN BODY WEIGHT VALUES (GRAMS)

DOSE GROUP		I	II	III	IV
DOSE LEVEL(MG/M3)		0	2,000	10,000	20,000
DAY 28	MEAN	65	67	65	63
	S.D.	8.7	6.3	5.7	7.1
	N	26	26	26	26
DAY 35	MEAN	108	113	111	106
	S.D.	10.9	9.9	7.7	9.3
	N	26	26	26	26
DAY 42	MEAN	144	149	148	140
	S.D.	12.4	11.2	10.0	10.5
	N	26	26	26	26
DAY 49	MEAN	171	173	173	167
	S.D.	14.9	13.5	11.4	12.4
	N	26	26	26	26
DAY 56	MEAN	195	197	196	188
	S.D.	17.3	14.7	13.2	13.6
	N	26	26	26	26
DAY 63	MEAN	211	214	213	204
	S.D.	20.4	17.1	15.5	15.3
	N	26	26	26	26
DAY 70	MEAN	229	227	228	217
	S.D.	22.0	16.1	17.1	17.4
	N	26	26	26	26
DAY 77	MEAN	241	240	239	230
	S.D.	23.3	17.3	18.3	19.8
	N	26	26	26	26
DAY 84	MEAN	251	250	251	240
	S.D.	22.9	19.2	18.2	19.1
	N	26	26	26	26

No statistically significant differences

Huntingdon Life Sciences 00-4207B

TABLE 5 - F1 GENERATION

BASELINE GASOLINE VAPOR CONDENSATE: A TWO-GENERATION WHOLE-BODY
INHALATION REPRODUCTION TOXICITY STUDY IN RATS

FEMALES — MEAN BODY WEIGHT VALUES (GRAMS)

DOSE GROUP		I	II	III	IV
DOSE LEVEL(MG/M3)		0	2,000	10,000	20,000
DAY 91	MEAN	259	259	257	247
	S.D.	25.1	19.1	19.3	20.5
	N	26	26	26	26
DAY 98	MEAN	265	266	261	252
	S.D.	23.7	20.1	20.9	20.9
	N	26	26	26	26
DAY 105	MEAN	272	271	266	258
	S.D.	26.5	20.0	20.2	20.4
	N	26	25	26	26
DAY 112	MEAN	270	268	273	265
	S.D.	12.4	18.7	21.8	17.0
	N	5	10	15	7
DAY 119	MEAN	280	286	299	268
	S.D.	0.0	18.0	3.5	9.5
	N	1	3	2	2
DAY 126	MEAN	288	282	297	286
	S.D.	0.0	25.9	14.8	21.6
	N	1	3	2	2
DAY 133	MEAN	277	278	302	319
	S.D.	0.0	18.0	19.7	76.5
	N	1	3	2	2
DAY 140	MEAN	274	281	301	265
	S.D.	0.0	22.0	21.4	0.0
	N	1	3	2	1
DAY 147	MEAN	277	292	322	284
	S.D.	0.0	25.1	0.0	0.0
	N	1	3	1	1

No statistically significant differences

Huntingdon Life Sciences 00-4207

TABLE 6 - P0 GENERATION

BASELINE GASOLINE VAPOR CONDENSATE:A TWO-GENERATION WHOLE-BODY
INHALATION REPRODUCTION TOXICITY STUDY IN RATS

MALES — MEAN BODY WEIGHT GAIN (GRAMS)

DOSE GROUP		I	II	III	IV
DOSE LEVEL (MG/M3)		0	2,000	10,000	20,000
WEEK -1 TO 0	MEAN	64	61*	61	60*
	S.D.	5.6	5.1	3.6	6.4
	N	26	26	26	26
WEEK 0 TO 1	MEAN	47	47	47	44
	S.D.	5.1	5.9	5.5	5.5
	N	26	26	26	26
WEEK 1 TO 2	MEAN	42	43	45	43
	S.D.	5.2	6.4	5.4	6.2
	N	26	26	26	26
WEEK 2 TO 3	MEAN	40	40	39	37
	S.D.	7.6	7.0	8.5	6.2
	N	26	26	26	26
WEEK 3 TO 4	MEAN	29	31	29	27
	S.D.	9.0	6.9	5.5	6.6
	N	26	26	26	26
WEEK 4 TO 5	MEAN	29	28	29	24**
	S.D.	4.8	3.7	5.0	4.8
	N	26	26	26	26
WEEK 5 TO 6	MEAN	22	24	21	21
	S.D.	6.5	5.1	7.8	4.6
	N	26	26	26	26

Statistical key: * = $p<0.05$ ** = $p<0.01$

Huntingdon Life Sciences 00-4207

TABLE 6 - P0 GENERATION

BASELINE GASOLINE VAPOR CONDENSATE:A TWO-GENERATION WHOLE-BODY
INHALATION REPRODUCTION TOXICITY STUDY IN RATS

MALES

MEAN BODY WEIGHT GAIN (GRAMS)

DOSE GROUP		I	II	III	IV
DOSE LEVEL (MG/M3)		0	2,000	10,000	20,000
WEEK 6 TO 7	MEAN	15	17	17	15
	S.D.	5.6	7.0	6.4	8.2
	N	26	26	26	26
WEEK 7 TO 8	MEAN	15	16	16	15
	S.D.	6.6	6.0	4.9	7.8
	N	26	26	26	26
WEEK 8 TO 9	MEAN	12	15	11	14
	S.D.	6.2	4.5	13.1	4.0
	N	26	26	26	26
WEEK 9 TO 10	MEAN	10	11	11	10
	S.D.	5.9	5.7	13.9	5.0
	N	26	26	26	26
WEEK 10 TO 11	MEAN	7	10	8	8
	S.D.	9.7	5.8	7.3	6.1
	N	26	26	26	26
WEEK 11 TO 12	MEAN	15	9*	12	12
	S.D.	8.4	8.0	5.7	6.6
	N	26	26	26	26
WEEK 12 TO 13	MEAN	7	10	10	9
	S.D.	8.9	6.8	5.1	6.2
	N	26	26	26	26

Statistical key: * = $p<0.05$

Huntingdon Life Sciences 00-4207

TABLE 6 - P0 GENERATION

BASELINE GASOLINE VAPOR CONDENSATE:A TWO-GENERATION WHOLE-BODY
INHALATION REPRODUCTION TOXICITY STUDY IN RATS

MALES

MEAN BODY WEIGHT GAIN (GRAMS)

DOSE GROUP		I	II	III	IV
DOSE LEVEL (MG/M3)		0	2,000	10,000	20,000
WEEK 13 TO 14	MEAN	11	8	8	7
	S.D.	7.6	6.9	6.3	5.6
	N	26	26	26	26
WEEK 14 TO 15	MEAN	9	3*	6	3*
	S.D.	15.1	6.6	6.2	5.5
	N	26	26	26	26
WEEK 15 TO 16	MEAN	6	7	8	8
	S.D.	15.2	6.5	7.8	5.1
	N	26	26	26	26
WEEK 0 TO 10	MEAN	261	272	265	250
	S.D.	33.3	30.7	36.7	29.3
	N	26	26	26	26
WEEK 0 TO 16	MEAN	316	320	317	296
	S.D.	41.2	37.4	47.4	36.0
	N	26	26	26	26

Statistical key: * = $p<0.05$

Huntingdon Life Sciences 00-4207

TABLE 6 - P0 GENERATION

BASELINE GASOLINE VAPOR CONDENSATE:A TWO-GENERATION WHOLE-BODY
INHALATION REPRODUCTION TOXICITY STUDY IN RATS

FEMALES

MEAN BODY WEIGHT GAIN (GRAMS)

DOSE GROUP		I	II	III	IV
DOSE LEVEL (MG/M3)		0	2,000	10,000	20,000
WEEK -1 TO 0	MEAN	46	44	47	45
	S.D.	7.0	6.1	6.4	6.1
	N	26	26	26	26
WEEK 0 TO 1	MEAN	24	24	22	21
	S.D.	4.3	4.1	5.7	5.6
	N	26	26	26	26
WEEK 1 TO 2	MEAN	24	23	27	24
	S.D.	5.9	4.2	5.6	5.4
	N	26	26	26	26
WEEK 2 TO 3	MEAN	23	22	20	20
	S.D.	7.2	5.5	6.8	4.0
	N	26	26	26	26
WEEK 3 TO 4	MEAN	17	17	18	15
	S.D.	6.6	5.3	6.9	6.5
	N	26	26	26	26
WEEK 4 TO 5	MEAN	14	12	11	14
	S.D.	4.9	6.1	4.1	5.8
	N	26	26	26	26
WEEK 5 TO 6	MEAN	11	10	12	11
	S.D.	5.6	4.5	5.3	4.8
	N	26	26	26	26

No statistically significant differences

Huntingdon Life Sciences 00-4207

TABLE 6 - P0 GENERATION

BASELINE GASOLINE VAPOR CONDENSATE:A TWO-GENERATION WHOLE-BODY
INHALATION REPRODUCTION TOXICITY STUDY IN RATS

FEMALES

MEAN BODY WEIGHT GAIN (GRAMS)

	DOSE GROUP	I	II	III	IV
	DOSE LEVEL (MG/M3)	0	2,000	10,000	20,000
WEEK 6 TO 7	MEAN	7	6	7	4
	S.D.	5.8	4.6	6.0	6.5
	N	26	26	26	26
WEEK 7 TO 8	MEAN	11	8	11	6
	S.D.	9.8	8.4	9.7	6.3
	N	26	26	26	26
WEEK 8 TO 9	MEAN	7	10	4	7
	S.D.	5.9	7.0	6.9	7.2
	N	26	26	26	26
WEEK 9 TO 10	MEAN	3	0	3	3
	S.D.	10.2	6.2	8.5	7.4
	N	26	26	26	26
WEEK 0 TO 10	MEAN	140	132	136	125**
	S.D.	18.6	13.5	22.2	16.1
	N	26	26	26	26

Statistical key: ** = p<0.01

Huntingdon Life Sciences 00-4207B

TABLE 6 - F1 GENERATION

BASELINE GASOLINE VAPOR CONDENSATE: A TWO-GENERATION WHOLE-BODY
INHALATION REPRODUCTION TOXICITY STUDY IN RATS

MALES — MEAN BODY WEIGHT GAIN (GRAMS)

DOSE GROUP		I	II	III	IV
DOSE LEVEL(MG/M3)		0	2,000	10,000	20,000
DAY 28 TO 35	MEAN	56	51	54	52
	S.D.	6.8	10.7	8.7	10.2
	N	26	26	26	26
DAY 35 TO 42	MEAN	61	56	58	54*
	S.D.	6.3	11.9	6.0	7.5
	N	26	26	26	26
DAY 42 TO 49	MEAN	59	53*	57	55
	S.D.	6.1	11.6	7.2	6.0
	N	26	26	26	26
DAY 49 TO 56	MEAN	51	49	50	50
	S.D.	5.8	12.3	8.7	5.9
	N	26	26	26	26
DAY 56 TO 63	MEAN	43	40	39	34
	S.D.	4.6	7.0	7.3	20.8
	N	26	25	26	26
DAY 63 TO 70	MEAN	29	30	28	31
	S.D.	14.7	5.9	6.1	6.2
	N	26	25	26	25
DAY 70 TO 77	MEAN	26	28	28	27
	S.D.	7.5	5.6	5.7	6.0
	N	26	25	26	25

Statistical key: * = $p<0.05$

Huntingdon Life Sciences 00-4207B

TABLE 6 - F1 GENERATION

BASELINE GASOLINE VAPOR CONDENSATE: A TWO-GENERATION WHOLE-BODY
INHALATION REPRODUCTION TOXICITY STUDY IN RATS

MALES

MEAN BODY WEIGHT GAIN (GRAMS)

DOSE GROUP		I	II	III	IV
DOSE LEVEL(MG/M3)		0	2,000	10,000	20,000
DAY 77 TO 84	MEAN	19	17	21	21
	S.D.	7.4	30.1	8.4	15.3
	N	25	25	26	25
DAY 84 TO 91	MEAN	18	20	24**	21
	S.D.	7.1	6.3	8.8	6.3
	N	25	24	26	25
DAY 91 TO 98	MEAN	13	13	13	17
	S.D.	11.7	6.2	7.0	7.6
	N	25	24	26	25
DAY 98 TO 105	MEAN	13	10	16	15
	S.D.	6.2	7.2	6.8	8.4
	N	25	24	26	25
DAY 105 TO 112	MEAN	7	11	9	7
	S.D.	11.6	10.2	9.1	8.3
	N	25	24	26	25
DAY 112 TO 119	MEAN	14	12	11	12
	S.D.	7.1	5.9	8.3	7.6
	N	25	24	26	25
DAY 119 TO 126	MEAN	9	8	9	9
	S.D.	6.4	6.1	5.2	5.3
	N	25	24	26	25

Statistical key: ** = p<0.01

Huntingdon Life Sciences 00-4207B

TABLE 6 - F1 GENERATION

BASELINE GASOLINE VAPOR CONDENSATE: A TWO-GENERATION WHOLE-BODY
INHALATION REPRODUCTION TOXICITY STUDY IN RATS

MALES — MEAN BODY WEIGHT GAIN (GRAMS)

DOSE GROUP		I	II	III	IV
DOSE LEVEL(MG/M3)		0	2,000	10,000	20,000
DAY 126 TO 133	MEAN	8	9	10	9
	S.D.	5.9	6.6	7.8	8.2
	N	25	24	26	25
DAY 133 TO 140	MEAN	6	5	8	5
	S.D.	5.6	6.5	6.0	6.5
	N	25	24	26	25
DAY 140 TO 147	MEAN	12	12	9	11
	S.D.	6.2	5.2	15.4	12.7
	N	25	24	26	25
DAY 147 TO 154	MEAN	7	3	11	8
	S.D.	4.9	6.2	11.4	6.2
	N	8	9	11	6
DAY 28 TO 98	MEAN	379	369	372	364
	S.D.	30.4	26.6	35.1	38.7
	N	25	24	26	25
DAY 28 TO 147	MEAN	448	435	444	431
	S.D.	33.2	30.3	45.0	43.9
	N	25	24	26	25

No statistically significant differences

Huntingdon Life Sciences 00-4207B

TABLE 6 - F1 GENERATION

BASELINE GASOLINE VAPOR CONDENSATE: A TWO-GENERATION WHOLE-BODY
INHALATION REPRODUCTION TOXICITY STUDY IN RATS

FEMALES — MEAN BODY WEIGHT GAIN (GRAMS)

DOSE GROUP		I	II	III	IV
DOSE LEVEL(MG/M3)		0	2,000	10,000	20,000
DAY 28 TO 35	MEAN	43	45	45	43
	S.D.	5.1	5.9	5.2	6.0
	N	26	26	26	26
DAY 35 TO 42	MEAN	37	36	38	34
	S.D.	5.8	5.4	5.0	5.5
	N	26	26	26	26
DAY 42 TO 49	MEAN	27	25	25	26
	S.D.	6.5	4.4	5.3	4.8
	N	26	26	26	26
DAY 49 TO 56	MEAN	23	23	23	21
	S.D.	5.8	5.9	3.6	5.0
	N	26	26	26	26
DAY 56 TO 63	MEAN	16	18	17	16
	S.D.	5.9	5.0	5.7	4.4
	N	26	26	26	26
DAY 63 TO 70	MEAN	18	13**	15*	13**
	S.D.	4.6	4.0	6.0	5.0
	N	26	26	26	26
DAY 70 TO 77	MEAN	12	14	12	13
	S.D.	5.9	6.0	6.6	5.1
	N	26	26	26	26

Statistical key: * = $p<0.05$ ** = $p<0.01$

Huntingdon Life Sciences 00-4207B

TABLE 6 - F1 GENERATION

BASELINE GASOLINE VAPOR CONDENSATE: A TWO-GENERATION WHOLE-BODY
INHALATION REPRODUCTION TOXICITY STUDY IN RATS

FEMALES — MEAN BODY WEIGHT GAIN (GRAMS)

DOSE GROUP		I	II	III	IV
DOSE LEVEL(MG/M3)		0	2,000	10,000	20,000
DAY 77 TO 84	MEAN	10	9	12	10
	S.D.	4.5	4.9	4.1	5.3
	N	26	26	26	26
DAY 84 TO 91	MEAN	8	9	6	8
	S.D.	5.9	6.5	9.5	4.0
	N	26	26	26	26
DAY 91 TO 98	MEAN	6	7	3	4
	S.D.	6.3	7.9	7.8	5.0
	N	26	26	26	26
DAY 98 TO 105	MEAN	7	6	6	6
	S.D.	7.1	7.4	7.1	5.1
	N	26	25	26	26
DAY 105 TO 112	MEAN	1	-1	5	4
	S.D.	4.2	8.7	4.2	7.1
	N	5	10	15	7
DAY 112 TO 119	MEAN	26	23	9	18
	S.D.	0.0	7.0	14.8	17.4
	N	1	3	2	2
DAY 119 TO 126	MEAN	8	-4	-2	18
	S.D.	0.0	8.8	11.4	12.2
	N	1	3	2	2

No statistically significant differences

Huntingdon Life Sciences 00-4207B

TABLE 6 - F1 GENERATION

BASELINE GASOLINE VAPOR CONDENSATE: A TWO-GENERATION WHOLE-BODY
INHALATION REPRODUCTION TOXICITY STUDY IN RATS

FEMALES

MEAN BODY WEIGHT GAIN (GRAMS)

DOSE GROUP		I	II	III	IV
DOSE LEVEL(MG/M3)		0	2,000	10,000	20,000
DAY 126 TO 133	MEAN	-11	-4	6	33
	S.D.	0.0	9.9	4.9	54.9
	N	1	3	2	2
DAY 133 TO 140	MEAN	-3	3	-1	0
	S.D.	0.0	4.5	1.7	0.0
	N	1	3	2	1
DAY 140 TO 147	MEAN	4	11	5	19
	S.D.	0.0	3.2	0.0	0.0
	N	1	3	1	1
DAY 28 TO 98	MEAN	200	199	195	189
	S.D.	20.3	17.0	20.4	19.4
	N	26	26	26	26

No statistically significant differences

Huntingdon Life Sciences 00-4207

TABLE 7 - P0 GENERATION

BASELINE GASOLINE VAPOR CONDENSATE:A TWO-GENERATION WHOLE-BODY
INHALATION REPRODUCTION TOXICITY STUDY IN RATS

SUMMARY OF GESTATION BODY WEIGHTS (GRAMS)

DOSE GROUP		I	II	III	IV
DOSE LEVEL (MG/M3)		0	2,000	10,000	20,000
DAY 0	MEAN	291	280	285	274*
	S.D.	17.9	17.6	26.1	19.0
	N	24	24	22	25
DAY 4	MEAN	309	301	306	293
	S.D.	18.5	18.7	29.6	19.7
	N	24	24	22	25
DAY 7	MEAN	318	312	312	302
	S.D.	21.6	19.6	28.6	20.7
	N	24	24	22	25
DAY 14	MEAN	344	340	341	330
	S.D.	24.1	21.3	30.6	20.5
	N	24	24	22	25
DAY 20	MEAN	414	406	411	399
	S.D.	33.8	30.1	35.9	26.0
	N	24	24	22	25

Statistical key: * = $p<0.05$

Huntingdon Life Sciences 00-4207B

TABLE 7 - F1 GENERATION

BASELINE GASOLINE VAPOR CONDENSATE: A TWO-GENERATION WHOLE-BODY
INHALATION REPRODUCTION TOXICITY STUDY IN RATS

SUMMARY OF GESTATION BODY WEIGHTS (GRAMS)

DOSE GROUP		I	II	III	IV
DOSE LEVEL(MG/M3)		0	2,000	10,000	20,000
DAY 0	MEAN	270	271	267	260
	S.D.	26.2	19.4	21.5	23.4
	N	25	22	22	24
DAY 4	MEAN	289	292	285	279
	S.D.	26.5	21.7	20.3	24.4
	N	25	22	22	24
DAY 7	MEAN	299	302	296	288
	S.D.	26.9	22.5	21.4	24.6
	N	25	22	22	24
DAY 14	MEAN	327	330	325	315
	S.D.	28.1	26.4	22.3	24.7
	N	25	22	22	24
DAY 20	MEAN	391	385	391	383
	S.D.	33.3	28.0	28.2	36.2
	N	25	22	22	24

No statistically significant differences

Huntingdon Life Sciences 00-4207

TABLE 8 - P0 GENERATION

BASELINE GASOLINE VAPOR CONDENSATE:A TWO-GENERATION WHOLE-BODY
INHALATION REPRODUCTION TOXICITY STUDY IN RATS

SUMMARY OF GESTATION BODY WEIGHT GAIN (GRAMS)

DOSE GROUP		I	II	III	IV
DOSE LEVEL (MG/M3)		0	2,000	10,000	20,000
DAYS 0 TO 4	MEAN	18	21	20	19
	S.D.	4.7	4.3	6.9	6.2
	N	24	24	22	25
DAYS 4 TO 7	MEAN	9	11	7	9
	S.D.	4.6	4.7	3.2	4.0
	N	24	24	22	25
DAYS 7 TO 14	MEAN	26	28	29	28
	S.D.	7.9	5.6	4.0	4.4
	N	24	24	22	25
DAYS 14 TO 20	MEAN	69	66	70	70
	S.D.	14.0	13.9	11.1	8.4
	N	24	24	22	25
DAYS 0 TO 20	MEAN	123	125	125	125
	S.D.	19.8	20.0	15.2	13.5
	N	24	24	22	25

No statistically significant differences

Huntingdon Life Sciences 00-4207B

TABLE 8 - F1 GENERATION

BASELINE GASOLINE VAPOR CONDENSATE: A TWO-GENERATION WHOLE-BODY
INHALATION REPRODUCTION TOXICITY STUDY IN RATS

SUMMARY OF GESTATION BODY WEIGHT GAIN (GRAMS)

DOSE GROUP		I	II	III	IV
DOSE LEVEL(MG/M3)		0	2,000	10,000	20,000
DAYS 0 TO 4	MEAN	19	21	18	18
	S.D.	5.1	7.2	8.6	6.8
	N	25	22	22	24
DAYS 4 TO 7	MEAN	10	10	10	10
	S.D.	4.5	4.8	5.8	4.6
	N	25	22	22	24
DAYS 7 TO 14	MEAN	28	28	29	26
	S.D.	6.9	6.4	5.1	5.8
	N	25	22	22	24
DAYS 14 TO 20	MEAN	64	55	66	68
	S.D.	11.5	17.5	12.3	15.5
	N	25	22	22	24
DAYS 0 TO 20	MEAN	121	114	124	122
	S.D.	15.0	21.8	17.4	20.5
	N	25	22	22	24

No statistically significant differences

Huntingdon Life Sciences 00-4207

TABLE 9 - P0 GENERATION

BASELINE GASOLINE VAPOR CONDENSATE:A TWO-GENERATION WHOLE-BODY
INHALATION REPRODUCTION TOXICITY STUDY IN RATS

SUMMARY OF MATERNAL LACTATION BODY WEIGHTS (GRAMS)

DOSE GROUP		I	II	III	IV
DOSE LEVEL (MG/M3)		0	2,000	10,000	20,000
DAY 1	MEAN	309	301	307	301
	S.D.	23.6	17.9	29.1	22.4
	N	24	25	24	25
DAY 4	MEAN	323	317	317	314
	S.D.	27.7	17.6	26.2	21.4
	N	24	25	24	24
DAY 7	MEAN	336	331	331	324
	S.D.	24.4	19.5	23.5	20.6
	N	24	25	23	24
DAY 14	MEAN	356	346	348	342
	S.D.	25.1	20.3	22.2	20.2
	N	24	25	23	24
DAY 21	MEAN	355	342	342	335**
	S.D.	26.1	18.4	19.8	17.6
	N	24	25	23	24
DAY 28	MEAN	306	304	307	301
	S.D.	26.1	22.7	20.5	19.6
	N	24	25	23	24

Statistical key: ** = p<0.01

Huntingdon Life Sciences 00-4207B

TABLE 9 - F1 GENERATION

BASELINE GASOLINE VAPOR CONDENSATE: A TWO-GENERATION WHOLE-BODY
INHALATION REPRODUCTION TOXICITY STUDY IN RATS

SUMMARY OF MATERNAL LACTATION BODY WEIGHTS (GRAMS)

DOSE GROUP		I	II	III	IV
DOSE LEVEL(MG/M3)		0	2,000	10,000	20,000
DAY 1	MEAN	297	300	292	288
	S.D.	25.5	17.9	18.9	21.9
	N	25	22	22	25
DAY 4	MEAN	309	310	301	297
	S.D.	26.7	21.1	21.1	25.0
	N	25	22	22	25
DAY 7	MEAN	320	323	314	311
	S.D.	28.7	26.3	22.6	26.3
	N	25	22	22	25
DAY 14	MEAN	341	347	336	329
	S.D.	29.8	25.0	24.7	27.9
	N	25	22	22	25
DAY 21	MEAN	334	339	331	322
	S.D.	32.0	24.4	25.9	36.6
	N	25	22	22	25
DAY 28	MEAN	304	308	304	295
	S.D.	23.1	22.1	25.0	25.5
	N	25	22	22	25

No statistically significant differences

Huntingdon Life Sciences 00-4207

TABLE 10 - P0 GENERATION

BASELINE GASOLINE VAPOR CONDENSATE:A TWO-GENERATION WHOLE-BODY
INHALATION REPRODUCTION TOXICITY STUDY IN RATS

SUMMARY OF MATERNAL LACTATION BODY WEIGHT GAIN (GRAMS)

DOSE GROUP		I	II	III	IV
DOSE LEVEL (MG/M3)		0	2,000	10,000	20,000
DAYS 1 TO 4	MEAN	14	15	9	12
	S.D.	12.0	10.5	9.6	7.6
	N	24	25	24	24
DAYS 4 TO 7	MEAN	13	15	17	10
	S.D.	9.9	11.4	9.5	9.3
	N	24	25	23	24
DAYS 7 TO 14	MEAN	20	15	17	18
	S.D.	15.5	10.9	8.6	6.4
	N	24	25	23	24
DAYS 14 TO 21	MEAN	-1	-4	-6	-7
	S.D.	12.6	7.7	13.6	7.8
	N	24	25	23	24
DAYS 21 TO 28	MEAN	-48	-39	-36*	-35*
	S.D.	18.8	19.9	17.1	14.5
	N	24	25	23	24
DAYS 1 TO 28	MEAN	-3	2	2	-1
	S.D.	19.8	21.2	20.0	19.5
	N	24	25	23	24

Statistical key: * = $p<0.05$

Huntingdon Life Sciences 00-4207B

TABLE 10 - F1 GENERATION

BASELINE GASOLINE VAPOR CONDENSATE: A TWO-GENERATION WHOLE-BODY
INHALATION REPRODUCTION TOXICITY STUDY IN RATS

SUMMARY OF MATERNAL LACTATION BODY WEIGHT GAIN (GRAMS)

DOSE GROUP		I	II	III	IV
DOSE LEVEL(MG/M3)		0	2,000	10,000	20,000
DAYS 1 TO 4	MEAN	12	10	9	9
	S.D.	8.3	11.1	9.9	10.7
	N	25	22	22	25
DAYS 4 TO 7	MEAN	11	13	13	14
	S.D.	9.2	12.6	8.3	10.5
	N	25	22	22	25
DAYS 7 TO 14	MEAN	21	24	22	18
	S.D.	13.0	8.9	11.2	16.6
	N	25	22	22	25
DAYS 14 TO 21	MEAN	-7	-8	-5	-6
	S.D.	19.5	15.4	9.6	23.3
	N	25	22	22	25
DAYS 21 TO 28	MEAN	-31	-31	-27	-27
	S.D.	19.3	14.9	10.9	21.0
	N	25	22	22	25
DAYS 1 TO 28	MEAN	7	9	12	7
	S.D.	13.7	12.8	15.1	14.4
	N	25	22	22	25

No statistically significant differences

Huntingdon Life Sciences 00-4207

TABLE 11 - P0 GENERATION

BASELINE GASOLINE VAPOR CONDENSATE:A TWO-GENERATION WHOLE-BODY
INHALATION REPRODUCTION TOXICITY STUDY IN RATS

MALES

MEAN FEED CONSUMPTION (GRAMS/KG/DAY)

DOSE GROUP		I	II	III	IV
DOSE LEVEL (MG/M3)		0	2,000	10,000	20,000
WEEK 0	MEAN	116	113	118	116
	S.D.	4.8	3.7	5.3	6.8
	N	26	26	26	26
WEEK 1	MEAN	95	92	95	93
	S.D.	4.9	4.3	3.8	5.0
	N	26	26	26	26
WEEK 2	MEAN	83	80*	83	82
	S.D.	3.0	2.6	3.9	4.3
	N	26	26	26	26
WEEK 3	MEAN	75	74	77	75
	S.D.	3.2	3.7	6.6	5.2
	N	26	26	26	26
WEEK 4	MEAN	67	67	68	66
	S.D.	4.0	4.1	4.3	4.3
	N	26	26	26	26
WEEK 5	MEAN	66	64	66	64
	S.D.	3.0	2.8	3.2	3.1
	N	26	26	26	26
WEEK 6	MEAN	62	61	63	61
	S.D.	2.1	2.7	4.8	3.0
	N	25	26	26	26
WEEK 7	MEAN	58	56	59	57
	S.D.	2.1	3.1	2.9	3.3
	N	26	26	26	26
WEEK 8	MEAN	56	54	58	56
	S.D.	9.2	8.9	3.0	6.6
	N	25	26	25	25
WEEK 9	MEAN	58	56	57	58
	S.D.	2.4	1.8	4.8	3.5
	N	26	26	26	26

Statistical key: * = p<0.05

Huntingdon Life Sciences 00-4207

TABLE 11 - P0 GENERATION

BASELINE GASOLINE VAPOR CONDENSATE:A TWO-GENERATION WHOLE-BODY
INHALATION REPRODUCTION TOXICITY STUDY IN RATS

MALES MEAN FEED CONSUMPTION (GRAMS/KG/DAY)

DOSE GROUP		I	II	III	IV
DOSE LEVEL (MG/M3)		0	2,000	10,000	20,000
WEEK 10	MEAN	56	53*	55	56
	S.D.	2.5	2.7	4.9	3.4
	N	26	26	26	26
WEEK 13	MEAN	54	52*	54	53
	S.D.	2.6	2.5	3.2	3.1
	N	26	26	26	26
WEEK 14	MEAN	53	50*	53	52
	S.D.	2.6	2.3	3.3	3.6
	N	26	26	26	26
WEEK 15	MEAN	52	50*	52	50
	S.D.	2.5	1.8	3.5	2.9
	N	25	26	24	24
WEEK 16	MEAN	51	48**	50	50
	S.D.	3.3	2.3	3.3	3.3
	N	26	26	26	26

Statistical key: * = $p<0.05$ ** = $p<0.01$

Huntingdon Life Sciences 00-4207

TABLE 11 - P0 GENERATION

BASELINE GASOLINE VAPOR CONDENSATE:A TWO-GENERATION WHOLE-BODY
INHALATION REPRODUCTION TOXICITY STUDY IN RATS

FEMALES MEAN FEED CONSUMPTION (GRAMS/KG/DAY)

DOSE GROUP		I	II	III	IV
DOSE LEVEL (MG/M3)		0	2,000	10,000	20,000
WEEK 0	MEAN	127	129	135**	135**
	S.D.	8.9	8.1	10.4	9.5
	N	26	26	25	26
WEEK 1	MEAN	99	101	105**	105**
	S.D.	5.1	6.4	8.8	6.0
	N	26	26	25	26
WEEK 2	MEAN	90	91	94*	93*
	S.D.	4.3	5.1	5.4	5.9
	N	26	26	26	26
WEEK 3	MEAN	87	89	89	88
	S.D.	6.4	5.5	6.4	4.1
	N	25	25	26	26
WEEK 4	MEAN	81	81	84	80
	S.D.	7.9	6.1	6.6	4.2
	N	26	26	26	26
WEEK 5	MEAN	78	78	79	80
	S.D.	4.6	5.2	5.9	3.8
	N	26	26	26	26
WEEK 6	MEAN	74	74	76	74
	S.D.	4.3	4.9	4.9	3.5
	N	26	26	26	26
WEEK 7	MEAN	67	69	69	67
	S.D.	4.8	4.4	4.9	4.3
	N	26	26	26	26
WEEK 8	MEAN	70	68	69	68
	S.D.	5.3	4.6	5.0	3.3
	N	26	25	26	26
WEEK 9	MEAN	72	72	71	71
	S.D.	4.9	5.5	5.7	5.5
	N	26	26	26	26

Statistical key: * = p<0.05 ** = p<0.01

Huntingdon Life Sciences 00-4207

TABLE 11 - P0 GENERATION

BASELINE GASOLINE VAPOR CONDENSATE:A TWO-GENERATION WHOLE-BODY
INHALATION REPRODUCTION TOXICITY STUDY IN RATS

FEMALES

MEAN FEED CONSUMPTION (GRAMS/KG/DAY)

DOSE GROUP		I	II	III	IV
DOSE LEVEL (MG/M3)		0	2,000	10,000	20,000
WEEK 10	MEAN	66	67	67	67
	S.D.	7.6	6.0	4.4	3.9
	N	26	26	26	26
WEEK 13	MEAN	58	71	58	66
	S.D.	0.0	0.0	5.9	0.0
	N	1	1	2	1
WEEK 14	MEAN	53			54
	S.D.	0.0			0.0
	N	1			1
WEEK 15	MEAN	53			55
	S.D.	0.0			2.6
	N	1			2
WEEK 16	MEAN				56
	S.D.				0.0
	N				1
WEEK 17	MEAN				59
	S.D.				0.0
	N				1

No statistically significant differences

Huntingdon Life Sciences 00-4207B

TABLE 11 - F1 GENERATION

BASELINE GASOLINE VAPOR CONDENSATE: A TWO-GENERATION WHOLE-BODY
INHALATION REPRODUCTION TOXICITY STUDY IN RATS

MALES

MEAN FEED CONSUMPTION (GRAMS/KG/DAY)

DOSE GROUP		I	II	III	IV
DOSE LEVEL(MG/M3)		0	2,000	10,000	20,000
DAY 35	MEAN	156	151	153	154
	S.D.	7.4	11.3	13.0	13.7
	N	26	26	25	26
DAY 42	MEAN	141	138	142	137
	S.D.	5.3	8.9	5.7	19.3
	N	26	26	25	25
DAY 49	MEAN	120	118	121	119
	S.D.	4.0	8.8	6.8	7.2
	N	26	26	25	23
DAY 56	MEAN	101	101	104	102
	S.D.	5.4	9.3	6.3	6.6
	N	26	26	26	26
DAY 63	MEAN	89	90	89	86
	S.D.	3.2	6.3	6.2	6.7
	N	26	25	26	26
DAY 70	MEAN	80	81	82	81
	S.D.	3.8	6.0	5.7	3.9
	N	26	25	26	25
DAY 77	MEAN	73	73	75	75
	S.D.	5.1	4.4	5.2	3.7
	N	26	24	26	25
DAY 84	MEAN	68	70	70	71
	S.D.	3.8	6.6	4.2	5.6
	N	25	23	24	25
DAY 91	MEAN	65	65	68*	67
	S.D.	3.3	3.5	5.6	4.0
	N	24	22	26	24
DAY 98	MEAN	61	61	62	60
	S.D.	3.2	3.3	3.8	3.9
	N	24	22	24	21

Statistical key: * = p<0.05

Huntingdon Life Sciences 00-4207B

TABLE 11 - F1 GENERATION

BASELINE GASOLINE VAPOR CONDENSATE: A TWO-GENERATION WHOLE-BODY
INHALATION REPRODUCTION TOXICITY STUDY IN RATS

MALES — MEAN FEED CONSUMPTION (GRAMS/KG/DAY)

	DOSE GROUP	I	II	III	IV
	DOSE LEVEL(MG/M3)	0	2,000	10,000	20,000
DAY 105	MEAN	58	59	60	58
	S.D.	3.8	4.9	4.2	3.6
	N	23	23	23	24
DAY 126	MEAN	53	54	56	54
	S.D.	4.2	9.5	5.7	2.8
	N	24	21	24	23
DAY 133	MEAN	53	54	55	55
	S.D.	2.4	4.4	5.0	4.3
	N	25	24	26	25
DAY 140	MEAN	51	51	54	53
	S.D.	2.5	3.5	5.7	2.7
	N	25	24	26	25
DAY 147	MEAN	50	50	50	52
	S.D.	3.3	3.1	7.8	3.7
	N	25	24	26	25
DAY 154	MEAN	48	49	50	52
	S.D.	2.8	3.8	5.3	4.2
	N	8	9	11	6

No statistically significant differences

Huntingdon Life Sciences 00-4207B

TABLE 11 - F1 GENERATION

BASELINE GASOLINE VAPOR CONDENSATE: A TWO-GENERATION WHOLE-BODY
INHALATION REPRODUCTION TOXICITY STUDY IN RATS

FEMALES MEAN FEED CONSUMPTION (GRAMS/KG/DAY)

DOSE GROUP		I	II	III	IV
DOSE LEVEL(MG/M3)		0	2,000	10,000	20,000
DAY 35	MEAN	156	155	156	156
	S.D.	11.3	10.7	9.6	12.5
	N	26	26	26	26
DAY 42	MEAN	139	137	142	135
	S.D.	9.8	18.9	9.4	28.4
	N	25	25	26	24
DAY 49	MEAN	119	122	120	120
	S.D.	8.1	15.5	8.7	7.2
	N	26	25	26	26
DAY 56	MEAN	105	106	106	106
	S.D.	7.3	9.6	6.0	8.6
	N	26	26	26	26
DAY 63	MEAN	95	95	97	96
	S.D.	6.9	6.3	5.9	7.7
	N	25	24	25	26
DAY 70	MEAN	91	89	92	91
	S.D.	6.1	13.3	6.0	6.0
	N	26	25	25	26
DAY 77	MEAN	87	83	87	86
	S.D.	6.9	9.0	6.7	6.8
	N	26	26	26	26
DAY 84	MEAN	83	82	81	80
	S.D.	5.6	9.9	4.6	5.3
	N	25	25	26	26
DAY 91	MEAN	78	77	76	77
	S.D.	4.4	8.0	8.2	4.4
	N	26	26	26	26
DAY 98	MEAN	73	73	72	72
	S.D.	6.4	6.2	4.5	3.3
	N	26	25	26	25

No statistically significant differences

Huntingdon Life Sciences 00-4207B

TABLE 11 - F1 GENERATION

BASELINE GASOLINE VAPOR CONDENSATE: A TWO-GENERATION WHOLE-BODY
INHALATION REPRODUCTION TOXICITY STUDY IN RATS

FEMALES

MEAN FEED CONSUMPTION (GRAMS/KG/DAY)

DOSE GROUP		I	II	III	IV
DOSE LEVEL(MG/M3)		0	2,000	10,000	20,000
DAY 105	MEAN	71	70	69	71
	S.D.	5.9	4.7	4.5	3.6
	N	24	25	24	26
DAY 126	MEAN		44	64	
	S.D.		0.0	0.0	
	N		1	1	
DAY 133	MEAN	47	52	60	58
	S.D.	0.0	1.9	4.2	5.5
	N	1	3	2	2
DAY 140	MEAN	52	54	57	53
	S.D.	0.0	1.2	1.5	0.0
	N	1	3	2	1
DAY 147	MEAN	52	59	53	62
	S.D.	0.0	0.3	0.0	0.0
	N	1	3	1	1

No statistically significant differences

Huntingdon Life Sciences 00-4207

TABLE 12 - P0 GENERATION

BASELINE GASOLINE VAPOR CONDENSATE:A TWO-GENERATION WHOLE-BODY
INHALATION REPRODUCTION TOXICITY STUDY IN RATS

SUMMARY OF GESTATION FEED CONSUMPTION (GRAMS/KG/DAY)

DOSE GROUP		I	II	III	IV
DOSE LEVEL (MG/M3)		0	2,000	10,000	20,000
DAYS 0 TO 4	MEAN	72	73	74	74
	S.D.	5.4	5.2	9.2	6.8
	N	24	24	22	25
DAYS 4 TO 7	MEAN	76	78	76	76
	S.D.	4.8	5.8	5.6	5.7
	N	24	24	22	24
DAYS 7 TO 14	MEAN	73	74	73	73
	S.D.	4.4	5.2	4.9	3.1
	N	24	24	22	24
DAYS 14 TO 20	MEAN	66	65	65	66
	S.D.	3.7	4.9	5.0	3.8
	N	24	24	22	25
DAYS 0 TO 20	MEAN	72	73	72	72
	S.D.	3.6	4.5	5.2	4.2
	N	24	24	22	25

No statistically significant differences

Huntingdon Life Sciences 00-4207B

TABLE 12 - F1 GENERATION

BASELINE GASOLINE VAPOR CONDENSATE: A TWO-GENERATION WHOLE-BODY
INHALATION REPRODUCTION TOXICITY STUDY IN RATS

SUMMARY OF GESTATION FEED CONSUMPTION (GRAMS/KG/DAY)

DOSE GROUP		I	II	III	IV
DOSE LEVEL(MG/M3)		0	2,000	10,000	20,000
DAYS 0 TO 4	MEAN	78	76	74	78
	S.D.	5.7	7.1	5.6	7.1
	N	24	22	22	24
DAYS 4 TO 7	MEAN	77	76	76	76
	S.D.	6.8	8.6	5.5	5.2
	N	25	22	22	24
DAYS 7 TO 14	MEAN	75	75	73	74
	S.D.	3.9	4.9	4.0	5.3
	N	25	22	21	24
DAYS 14 TO 20	MEAN	66	64	65	67
	S.D.	4.9	4.7	6.5	4.9
	N	25	22	22	24
DAYS 0 TO 20	MEAN	74	73	72	74
	S.D.	4.6	5.4	3.9	4.7
	N	25	22	22	24

No statistically significant differences

Huntingdon Life Sciences 00-4207

TABLE 13 - P0 GENERATION

BASELINE GASOLINE VAPOR CONDENSATE:A TWO-GENERATION WHOLE-BODY
INHALATION REPRODUCTION TOXICITY STUDY IN RATS

SUMMARY OF LACTATION FEED CONSUMPTION (GRAMS/KG/DAY)

DOSE GROUP		I	II	III	IV
DOSE LEVEL (MG/M3)		0	2,000	10,000	20,000
DAYS 1 TO 4	MEAN	94	92	99	100
	S.D.	11.4	15.2	17.4	17.5
	N	24	25	24	24
DAYS 4 TO 7	MEAN	108	109	114	108
	S.D.	14.6	13.2	10.2	10.4
	N	24	25	23	24
DAYS 7 TO 14	MEAN	138	136	141	136
	S.D.	17.7	14.4	12.1	9.4
	N	24	25	23	24
DAYS 14 TO 21	MEAN	180	175	187	176
	S.D.	15.1	16.8	19.3	11.2
	N	24	24	23	24
DAYS 21 TO 28	MEAN	300	285	294	291
	S.D.	40.7	42.7	31.0	26.5
	N	17	15	14	11
DAYS 1 TO 28	MEAN	154	148	151	145
	S.D.	18.0	17.7	29.3	18.6
	N	24	25	24	24

No statistically significant differences

Huntingdon Life Sciences 00-4207B

TABLE 13 - F1 GENERATION

BASELINE GASOLINE VAPOR CONDENSATE: A TWO-GENERATION WHOLE-BODY
INHALATION REPRODUCTION TOXICITY STUDY IN RATS

SUMMARY OF LACTATION FEED CONSUMPTION (GRAMS/KG/DAY)

DOSE GROUP		I	II	III	IV
DOSE LEVEL(MG/M3)		0	2,000	10,000	20,000
DAYS 1 TO 4	MEAN	104	98	107	114
	S.D.	17.1	17.9	13.6	44.8
	N	25	22	22	25
DAYS 4 TO 7	MEAN	115	111	117	116
	S.D.	12.1	14.3	10.5	14.6
	N	25	22	22	24
DAYS 7 TO 14	MEAN	146	143	151	147
	S.D.	12.4	14.5	8.6	15.5
	N	23	21	22	25
DAYS 14 TO 21	MEAN	176	177	186	183
	S.D.	24.6	17.9	21.4	20.5
	N	23	20	22	24
DAYS 21 TO 28	MEAN	324	310	339	321
	S.D.	30.6	39.0	31.6	49.7
	N	17	16	12	13
DAYS 1 TO 28	MEAN	162	157	162	160
	S.D.	25.2	26.0	25.6	26.7
	N	25	22	22	25

No statistically significant differences

	Summary of Estrous Stages Preface	Table 14

Table of Contents:

P_0 Generation 120
F_1 Generation 121

Notes:

Estrous cycles were evaluated for at least 21 days (during the pre-mating period) and up to the day when successful mating occurred. Any periods of pseudopregnancy were excluded from these calculations.

	Summary of Estrous Stages P_0 Generation	Table 14

Group		1	2	3	4
Exposure Level (mg/m^3)		0	2000	10000	20000
Females Examined	N	26	26	26	26
Pre-Mating					
Cycle Length (days)	Mean	4.5	4.3	4.3	4.1
	S.D.	0.8	0.8	0.3	0.2
	N	22	24	23	25
Number With Irregular Cycles		0	0	0	0
Mating					
Number Passing ≥ 1 Estrus Without Mating		3	1	1	1
Number of Animals Pregnant		24	25	24	25

	Summary of Estrous Stages F_1 Generation	Table 14

Group		1	2	3	4
Exposure Level (mg/m^3)		0	2000	10000	20000
Females Examined	N	26	26	26	26
Pre-Mating					
Cycle Length (days)	Mean	4.3	4.2	4.2	4.1
	S.D.	0.4	0.4	0.3	0.4
	N	24	24	26	26
Number With Irregular Cycles		0	0	0	0
Mating					
Number Passing ≥ 1 Estrus Without Mating		1	3	4	1
Number of Animals Pregnant		25	22	22	25

Huntingdon Life Sciences 00-4207

TABLE 15 - P0 GENERATION

BASELINE GASOLINE VAPOR CONDENSATE:A TWO-GENERATION WHOLE-BODY
INHALATION REPRODUCTION TOXICITY STUDY IN RATS

SUMMARY OF COHABITATION DATA

DOSE GROUP DOSE LEVEL (MG/M3)		I 0	II 2,000	III 10,000	IV 20,000
Males placed with females	N	26	26	26	26
Total number mated	N	25	26	26	25
male mating index	%	96.2	100.0	100.0	96.2
with females pregnant	N	24	25	24	25
male fertility index	%	96.0	96.2	92.3	100.0
Females with defined day 0 of Gestation	N	25	25	24	25
No. of days until Mating	MEAN	3.2	3.1	2.5	2.6
	S.D.	1.81	1.54	1.50	0.95
Day 1 to 4	N	20	22	23	25
	%	80.0	88.0	95.8	100.0
Day 5 to 8	N	5	3	1	0
	%	20.0	12.0	4.2	0.0
Day 9 to 14	N	0	0	0	0
	%	0.0	0.0	0.0	0.0

No statistically significant differences

Huntingdon Life Sciences 00-4207B

TABLE 15 - F1 GENERATION

BASELINE GASOLINE VAPOR CONDENSATE: A TWO-GENERATION WHOLE-BODY
INHALATION REPRODUCTION TOXICITY STUDY IN RATS

SUMMARY OF COHABITATION DATA

DOSE GROUP DOSE LEVEL(MG/M3)		I 0	II 2,000	III 10,000	IV 20,000
Males placed with females	N	25	24	26	25
Total number mated	N	24	21	24	24
male mating index	%	96.0	87.5	92.3	96.0
with females pregnant	N	24	21	22	24
male fertility index	%	100.0	100.0	91.7	100.0
Females with defined day 0 of Gestation	N	25	22	24	24
No. of days until Mating	MEAN	2.4	3.3	3.3	2.7
	S.D.	1.35	2.00	1.88	1.61
Day 1 to 4	N	23	18	21	23
	%	92.0	81.8	87.5	95.8
Day 5 to 8	N	2	4	3	1
	%	8.0	18.2	12.5	4.2
Day 9 to 14	N	0	0	0	0
	%	0.0	0.0	0.0	0.0

No statistically significant differences

Huntingdon Life Sciences 00-4207

TABLE 16 - P0 GENERATION

BASELINE GASOLINE VAPOR CONDENSATE:A TWO-GENERATION WHOLE-BODY
INHALATION REPRODUCTION TOXICITY STUDY IN RATS

SUMMARY OF DELIVERY AND LITTER DATA

DOSE GROUP DOSE LEVEL (MG/M3)		I 0	II 2,000	III 10,000	IV 20,000
Females on Study	N	26	26	26	26
Females Mated	N	25	26	26	25
Mating Index	%	96.2	100.0	100.0	96.2
Females Pregnant	N	24	25	24	25
Female Fertility Index	%	96.0	96.2	92.3	100.0
Females with Liveborn	N	24	25	23	25
Gestation Index	%	100.0	100.0	95.8	100.0
Females Completing Delivery	N	24	25	23	25
	%	100.0	100.0	95.8	100.0
with Stillborn Pups	N	5	2	2	5
	%	20.8	8.0	8.7	20.0
with all Stillborn	N	0	0	0	0
	%	0.0	0.0	0.0	0.0
Litters with Liveborn, but no Pups Alive					
day 4	N	0	0	0	1
	%	0.0	0.0	0.0	4.0
day 21	N	0	0	0	1
	%	0.0	0.0	0.0	4.0
Duration of Gestation	MEAN	21.8	21.8	21.9	21.8
	S.D.	0.41	0.44	0.44	0.37
	N	24	24	21	25

No statistically significant differences

Huntingdon Life Sciences 00-4207

TABLE 16 - P0 GENERATION

BASELINE GASOLINE VAPOR CONDENSATE:A TWO-GENERATION WHOLE-BODY
INHALATION REPRODUCTION TOXICITY STUDY IN RATS

SUMMARY OF DELIVERY AND LITTER DATA

DOSE GROUP DOSE LEVEL (MG/M3)		I 0	II 2,000	III 10,000	IV 20,000
Litters with Liveborn Pups	N	24	25	23	25
Pups Delivered (total)	N	332	339	328	343
	MEAN	13.8	13.6	14.3	13.7
	S.D.	3.10	3.29	1.63	2.01
Liveborn	N	324	337	325	335
Live Birth Index	%	97.6	99.4	99.1	97.7
Stillborn	N	8	2	3	8
	%	2.4	0.6	0.9	2.3
Culled day 4		80	84	89	80
Liveborn, not culled prior to day 4	N	244	253	236	255
Pups Dying, Missing, and/or Cannibalized					
day 0	N	2	0	0	5
	%	0.6	0.0	0.0	1.5
days 1-4	N	8	13	6	15
	%	2.5	3.9	1.8	4.5
days 5-21	N	1	0	0	0
	%	0.3	0.0	0.0	0.0
days 0-4	N	10	13	6	20
	%	3.1	3.9	1.8	6.0
days 0-21	N	11	13	6	20
	%	3.4	3.9	1.8	6.0
Pups Surviving 4 days	N	314	324	319	315
Viability Index (Litter Mean)	%	97.3	96.4	98.2	97.8
Pups Surviving 21 days	N	233	240	230	235
Lactation Index (Litter Mean)	%	99.6	100.0	100.0	100.0

No statistically significant differences

Huntingdon Life Sciences 00-4207

TABLE 16 - P0 GENERATION

BASELINE GASOLINE VAPOR CONDENSATE:A TWO-GENERATION WHOLE-BODY
INHALATION REPRODUCTION TOXICITY STUDY IN RATS

SUMMARY OF DELIVERY AND LITTER DATA

DOSE GROUP		I	II	III	IV
DOSE LEVEL (MG/M3)		0	2,000	10,000	20,000
Implantation Sites per Litter	N	365	375	350	372
	MEAN	15.2	15.0	15.2	14.9
	S.D.	2.47	2.65	1.48	1.79
Sex Ratio - Male Pups:Total Pups					
day 0	N	156	155	151	156
	%	48.1	46.0	46.5	46.6
day 21	N	114	117	108	113
	%	48.9	48.8	47.0	48.1
Live Pups/Litter					
day 0	MEAN	13.5	13.5	14.1	13.4
	S.D.	3.06	3.31	1.71	2.10
	N	24	25	23	25
day 4 preculling	MEAN	13.1	13.0	13.9	13.1
	S.D.	2.70	3.28	1.74	2.49
	N	24	25	23	24
day 4 postculling	MEAN	9.8	9.6	10.0	9.8
	S.D.	0.85	1.26	0.00	0.72
	N	24	25	23	24
day 7	MEAN	9.7	9.6	10.0	9.8
	S.D.	0.86	1.26	0.00	0.72
	N	24	25	23	24
day 14	MEAN	9.7	9.6	10.0	9.8
	S.D.	0.86	1.26	0.00	0.72
	N	24	25	23	24
day 21	MEAN	9.7	9.6	10.0	9.8
	S.D.	0.86	1.26	0.00	0.72
	N	24	25	23	24

No statistically significant differences

Huntingdon Life Sciences 00-4207

TABLE 16 - P0 GENERATION

BASELINE GASOLINE VAPOR CONDENSATE:A TWO-GENERATION WHOLE-BODY
INHALATION REPRODUCTION TOXICITY STUDY IN RATS

SUMMARY OF DELIVERY AND LITTER DATA

DOSE GROUP DOSE LEVEL (MG/M3)		I 0	II 2,000	III 10,000	IV 20,000
Pup Weight/Litter (grams)					
day 1	MEAN	7.0	7.0	7.1	7.0
	S.D.	0.75	0.76	0.55	0.64
	N	24	25	23	24
day 4	MEAN	10.4	10.1	10.3	10.1
	S.D.	1.36	1.28	0.94	1.25
	N	24	25	23	24
day 7	MEAN	14.6	14.3	14.6	13.8
	S.D.	1.70	1.40	1.30	1.43
	N	24	25	23	24
day 14	MEAN	24.4	24.6	24.6	23.3
	S.D.	2.31	1.96	2.35	2.07
	N	24	25	23	24
day 21	MEAN	40.7	40.3	41.6	38.8
	S.D.	3.99	3.59	4.77	3.97
	N	24	25	23	24
day 28	MEAN	69.5	68.8	69.0	66.1
	S.D.	7.40	5.21	6.16	6.23
	N	24	25	23	24

No statistically significant differences

Huntingdon Life Sciences 00-4207B

TABLE 16 - F1 GENERATION

BASELINE GASOLINE VAPOR CONDENSATE: A TWO-GENERATION WHOLE-BODY
INHALATION REPRODUCTION TOXICITY STUDY IN RATS

SUMMARY OF DELIVERY AND LITTER DATA

DOSE GROUP DOSE LEVEL(MG/M3)		I 0	II 2,000	III 10,000	IV 20,000
Females on Study	N	26	26	26	26
Females Mated	N	25	22	24	25
Mating Index	%	96.2	84.6	92.3	96.2
Females Pregnant	N	25	22	22	25
Female Fertility Index	%	100.0	100.0	91.7	100.0
Females with Liveborn	N	25	22	22	25
Gestation Index	%	100.0	100.0	100.0	100.0
Females Completing Delivery	N	25	22	22	25
	%	100.0	100.0	100.0	100.0
with Stillborn Pups	N	7	3	4	5
	%	28.0	13.6	18.2	20.0
with all Stillborn	N	0	0	0	0
	%	0.0	0.0	0.0	0.0
Litters with Liveborn, but no Pups Alive					
day 4	N	0	0	0	0
	%	0.0	0.0	0.0	0.0
day 21	N	0	0	0	0
	%	0.0	0.0	0.0	0.0
Duration of Gestation	MEAN	21.7	21.8	21.8	21.8
	S.D.	0.46	0.53	0.39	0.48
	N	25	22	22	24

No statistically significant differences

Huntingdon Life Sciences 00-4207B

TABLE 16 - F1 GENERATION

BASELINE GASOLINE VAPOR CONDENSATE: A TWO-GENERATION WHOLE-BODY
INHALATION REPRODUCTION TOXICITY STUDY IN RATS

SUMMARY OF DELIVERY AND LITTER DATA

DOSE GROUP DOSE LEVEL(MG/M3)		I 0	II 2,000	III 10,000	IV 20,000
Litters with Liveborn Pups	N	25	22	22	25
Pups Delivered (total)	N	338	277	306	330
	MEAN	13.5	12.6	13.9	13.2
	S.D.	1.85	3.16	1.34	2.50
Liveborn	N	330	273	301	323
Live Birth Index	%	97.6	98.6	98.4	97.9
Stillborn	N	8	4	5	7
	%	2.4	1.4	1.6	2.1
Culled day 4		75	62	79	70
Liveborn, not culled prior to day 4	N	255	211	222	253
Pups Dying, Missing, and/or Cannibalized					
day 0	N	1	1	0	1
	%	0.3	0.4	0.0	0.3
days 1-4	N	4	2	3	14*
	%	1.2	0.7	1.0	4.3
days 5-21	N	1	0	1	1
	%	0.3	0.0	0.3	0.3
days 0-4	N	5	3	3	15
	%	1.5	1.1	1.0	4.6
days 0-21	N	6	3	4	16
	%	1.8	1.1	1.3	5.0
Pups Surviving 4 days	N	325	270	298	308
Viability Index (Litter Mean)	%	98.5	98.9	99.0	95.3
Pups Surviving 21 days	N	249	208	218	237
Lactation Index (Litter Mean)	%	99.6	100.0	99.5	99.6

Statistical key: * = p<0.05

Huntingdon Life Sciences 00-4207B

TABLE 16 - F1 GENERATION

BASELINE GASOLINE VAPOR CONDENSATE: A TWO-GENERATION WHOLE-BODY
INHALATION REPRODUCTION TOXICITY STUDY IN RATS

SUMMARY OF DELIVERY AND LITTER DATA

DOSE GROUP DOSE LEVEL(MG/M3)		I 0	II 2,000	III 10,000	IV 20,000
Implantation Sites per Litter	N	362	319	333	361
	MEAN	14.5	14.5	15.1	14.4
	S.D.	1.83	2.11	1.21	2.31
Sex Ratio - Male Pups:Total Pups					
day 0	N	167	145	162	169
	%	50.6	53.3	53.8	52.3
day 21	N	123	109	110	123
	%	49.4	52.4	50.5	51.9
Live Pups/Litter					
day 1	MEAN	13.1	12.3	13.6	12.3
	S.D.	1.80	3.12	1.59	3.04
	N	25	22	22	25
day 4 preculling	MEAN	13.0	12.3	13.5	12.3
	S.D.	1.87	3.12	1.53	3.04
	N	25	22	22	25
day 4 postculling	MEAN	10.0	9.5	10.0	9.5
	S.D.	0.00	1.37	0.21	1.36
	N	25	22	22	25
day 7	MEAN	10.0	9.5	10.0	9.5
	S.D.	0.00	1.37	0.21	1.36
	N	25	22	22	25
day 14	MEAN	10.0	9.5	9.9	9.5
	S.D.	0.00	1.37	0.29	1.36
	N	25	22	22	25
day 21	MEAN	10.0	9.5	9.9	9.5
	S.D.	0.20	1.37	0.29	1.36
	N	25	22	22	25

No statistically significant differences

Huntingdon Life Sciences 00-4207B

TABLE 16 - F1 GENERATION

BASELINE GASOLINE VAPOR CONDENSATE: A TWO-GENERATION WHOLE-BODY
INHALATION REPRODUCTION TOXICITY STUDY IN RATS

SUMMARY OF DELIVERY AND LITTER DATA

DOSE GROUP DOSE LEVEL(MG/M3)		I 0	II 2,000	III 10,000	IV 20,000
Pup Weight/Litter (grams)					
day 1	MEAN	6.9	7.1	7.0	7.0
	S.D.	0.84	0.77	0.50	0.73
	N	25	22	22	25
day 4	MEAN	10.0	10.4	10.0	10.2
	S.D.	1.18	1.51	0.88	1.07
	N	25	22	22	25
day 7	MEAN	14.0	14.4	13.8	13.9
	S.D.	1.54	1.76	1.28	1.38
	N	25	22	22	25
day 14	MEAN	25.0	25.1	25.2	24.7
	S.D.	2.78	2.26	2.06	2.27
	N	25	22	22	25
day 21	MEAN	39.5	41.9	41.4	41.2
	S.D.	6.33	5.58	3.68	5.25
	N	25	22	22	25
day 28	MEAN	73.9	77.2	74.9	75.4
	S.D.	8.35	7.69	5.69	6.96
	N	25	22	22	25

No statistically significant differences

Huntingdon Life Sciences 00-4207

TABLE 17 - F1 GENERATION

BASELINE GASOLINE VAPOR CONDENSATE:A TWO-GENERATION WHOLE-BODY
INHALATION REPRODUCTION TOXICITY STUDY IN RATS

SUMMARY OF PUP CLINICAL OBSERVATIONS DURING LACTATION - (frequency/animals)

DOSE GROUP	I	II	III	IV
DOSE LEVEL (MG/M3)	0	2,000	10,000	20,000
DAY 0 to 28				
Normal				
WITHIN NORMAL LIMITS	1566/24	1619/25	1588/24	1585/25
FOUND DEAD, LACTATION DAY 0	2/ 2	0/ 0	0/ 0	0/ 0
Gen. Appearance				
CANNIBALIZED TAIL	0/ 0	0/ 0	4/ 1	4/ 1
Dermal-General				
SCABS	1/ 1	1/ 1	1/ 1	0/ 0
LACERATION PAW(S)	0/ 0	0/ 0	1/ 1	0/ 0
LACERATION DORSAL SURFACE	0/ 0	0/ 0	1/ 1	0/ 0
LACERATION CERVICAL	0/ 0	0/ 0	1/ 1	0/ 0
Ocular				
EXOPHTHALMOS - UNILATERAL	1/ 1	0/ 0	0/ 0	0/ 0
EYE(S)-APPEAR DAMAGED	1/ 1	0/ 0	0/ 0	0/ 0
Miscellaneous				
TIP OF TAIL MISSING	0/ 0	0/ 0	0/ 0	1/ 1
NODULE LEFT CORNER OF MOUTH	0/ 0	1/ 1	0/ 0	0/ 0
MISSING TAIL	0/ 0	0/ 0	1/ 1	0/ 0

Huntingdon Life Sciences 00-4207B

TABLE 17 - F2 GENERATION

BASELINE GASOLINE VAPOR CONDENSATE: A TWO-GENERATION WHOLE-BODY
INHALATION REPRODUCTION TOXICITY STUDY IN RATS

SUMMARY OF PUP CLINICAL OBSERVATIONS DURING LACTATION - (frequency/animals)

DOSE GROUP DOSE LEVEL(MG/M3)	I 0	II 2,000	III 10,000	IV 20,000
DAY 0 to 28				
Normal				
WITHIN NORMAL LIMITS	1651/25	1372/22	1470/22	1577/25
FOUND DEAD, LACTATION DAY 0	0/ 0	0/ 0	0/ 0	1/ 1
Ocular				
EYE(S) APPEAR DAMAGED	1/ 1	0/ 0	1/ 1	0/ 0
Miscellaneous				
MISSING TAIL	0/ 0	0/ 0	1/ 1	0/ 0

Huntingdon Life Sciences 00-4207

TABLE 18 - F1 GENERATION

BASELINE GASOLINE VAPOR CONDENSATE:A TWO-GENERATION WHOLE-BODY
INHALATION REPRODUCTION TOXICITY STUDY IN RATS

SUMMARY OF MEAN PUP BODY WEIGHTS (GRAMS)

DOSE GROUP			I	II	III	IV
DOSE LEVEL (MG/M3)			0	2,000	10,000	20,000
day 1	males	MEAN	7.3	7.3	7.3	7.2
		S.D.	0.76	0.80	0.60	0.73
		N	24	25	23	24
1	females	MEAN	6.8	6.9	6.9	6.7
		S.D.	0.74	0.73	0.53	0.65
		N	24	25	23	24
1	males+females	MEAN	7.0	7.0	7.1	7.0
		S.D.	0.75	0.76	0.55	0.64
		N	24	25	23	24
day 4	males preculling	MEAN	10.7	10.4	10.6	10.4
		S.D.	1.40	1.28	1.03	1.26
		N	24	25	23	24
4	females preculling	MEAN	10.1	9.8	10.1	9.8
		S.D.	1.32	1.28	0.87	1.28
		N	24	25	23	24
4	males+females preculling	MEAN	10.4	10.1	10.3	10.1
		S.D.	1.36	1.28	0.94	1.25
		N	24	25	23	24
day 4	males postculling	MEAN	10.7	10.4	10.6	10.3
		S.D.	1.41	1.24	1.04	1.25
		N	24	25	23	24
4	females postculling	MEAN	10.1	9.8	10.0	9.8
		S.D.	1.33	1.33	0.86	1.28
		N	24	25	23	24
4	males+females postculling	MEAN	10.4	10.1	10.3	10.1
		S.D.	1.36	1.27	0.93	1.22
		N	24	25	23	24

No statistically significant differences

Huntingdon Life Sciences 00-4207

TABLE 18 - F1 GENERATION

BASELINE GASOLINE VAPOR CONDENSATE:A TWO-GENERATION WHOLE-BODY
INHALATION REPRODUCTION TOXICITY STUDY IN RATS

SUMMARY OF MEAN PUP BODY WEIGHTS (GRAMS)

DOSE GROUP		I	II	III	IV
DOSE LEVEL (MG/M3)		0	2,000	10,000	20,000
day 7 males	MEAN	15.0	14.7	15.0	14.1
	S.D.	1.75	1.32	1.40	1.42
	N	24	25	23	24
7 females	MEAN	14.2	13.9	14.2	13.4
	S.D.	1.65	1.51	1.24	1.51
	N	24	25	23	24
7 males+females	MEAN	14.6	14.3	14.6	13.8
	S.D.	1.70	1.40	1.30	1.43
	N	24	25	23	24
day 14 males	MEAN	25.1	25.0	25.2	23.8
	S.D.	2.38	1.85	2.47	2.14
	N	24	25	23	24
14 females	MEAN	23.9	24.1	24.1	22.8
	S.D.	2.23	2.13	2.30	2.10
	N	24	25	23	24
14 males+females	MEAN	24.4	24.6	24.6	23.3
	S.D.	2.31	1.96	2.35	2.07
	N	24	25	23	24
day 21 males	MEAN	41.8	41.1	42.6	39.7
	S.D.	4.39	3.57	5.26	4.09
	N	24	25	23	24
21 females	MEAN	39.8	39.6	40.7	38.0
	S.D.	3.65	3.78	4.45	3.96
	N	24	25	23	24
21 males+females	MEAN	40.7	40.3	41.6	38.8
	S.D.	3.99	3.59	4.77	3.97
	N	24	25	23	24

No statistically significant differences

Huntingdon Life Sciences 00-4207

TABLE 18 - F1 GENERATION

BASELINE GASOLINE VAPOR CONDENSATE:A TWO-GENERATION WHOLE-BODY
INHALATION REPRODUCTION TOXICITY STUDY IN RATS

SUMMARY OF MEAN PUP BODY WEIGHTS (GRAMS)

DOSE GROUP			I	II	III	IV
DOSE LEVEL (MG/M3)			0	2,000	10,000	20,000
day 28	males	MEAN	72.7	71.3	72.0	68.9
		S.D.	8.10	6.04	7.21	6.59
		N	24	25	23	24
28	females	MEAN	66.5	66.6	66.3	63.5
		S.D.	6.90	5.02	5.37	6.05
		N	24	25	23	24
28	males+females	MEAN	69.5	68.8	69.0	66.1
		S.D.	7.40	5.21	6.16	6.23
		N	24	25	23	24

No statistically significant differences

Huntingdon Life Sciences 00-4207

TABLE 18 - F1 GENERATION

BASELINE GASOLINE VAPOR CONDENSATE:A TWO-GENERATION WHOLE-BODY
INHALATION REPRODUCTION TOXICITY STUDY IN RATS

SUMMARY OF PUP BODY WEIGHT GAIN -- GRAMS

DOSE GROUP		I	II	III	IV
DOSE LEVEL (MG/M3)		0	2,000	10,000	20,000
day 1- 4 males	MEAN	3.4	3.1	3.3	3.2
	S.D.	0.84	0.69	0.56	0.76
	N	24	25	23	24
females	MEAN	3.4	2.9	3.1	3.0
	S.D.	0.74	0.77	0.50	0.90
	N	24	25	23	24
males+females	MEAN	3.4	3.0	3.2	3.1
	S.D.	0.78	0.74	0.53	0.83
	N	24	25	23	24
day 4- 7 males	MEAN	4.3	4.3	4.4	3.8*
	S.D.	0.68	0.77	0.80	0.63
	N	24	25	23	24
females	MEAN	4.1	4.1	4.2	3.6*
	S.D.	0.67	0.72	0.75	0.60
	N	24	25	23	24
males+females	MEAN	4.2	4.2	4.3	3.7*
	S.D.	0.66	0.73	0.78	0.59
	N	24	25	23	24
day 4-21 males	MEAN	31.1	30.7	32.0	29.4
	S.D.	3.43	3.05	4.63	3.30
	N	24	25	23	24
females	MEAN	29.6	29.9	30.7	28.2
	S.D.	2.81	3.05	4.00	3.14
	N	24	25	23	24
males+females	MEAN	30.4	30.3	31.3	28.8
	S.D.	3.06	2.97	4.24	3.18
	N	24	25	23	24

Statistical key: * = $p<0.05$

Huntingdon Life Sciences 00-4207

TABLE 18 - F1 GENERATION

BASELINE GASOLINE VAPOR CONDENSATE:A TWO-GENERATION WHOLE-BODY
INHALATION REPRODUCTION TOXICITY STUDY IN RATS

SUMMARY OF PUP BODY WEIGHT GAIN -- GRAMS

DOSE GROUP		I	II	III	IV
DOSE LEVEL (MG/M3)		0	2,000	10,000	20,000
day 4-28 males	MEAN	62.0	60.9	61.3	58.6
	S.D.	7.18	5.65	6.55	5.81
	N	24	25	23	24
females	MEAN	56.4	56.9	56.3	53.8
	S.D.	6.12	4.61	4.93	5.27
	N	24	25	23	24
males+females	MEAN	59.1	58.8	58.6	56.1
	S.D.	6.54	4.85	5.62	5.47
	N	24	25	23	24
day 7-14 males	MEAN	10.0	10.3	10.2	9.6
	S.D.	1.37	1.14	1.36	1.32
	N	24	25	23	24
females	MEAN	9.6	10.2	9.9	9.4
	S.D.	1.42	1.23	1.32	1.18
	N	24	25	23	24
males+females	MEAN	9.8	10.3	10.0	9.5
	S.D.	1.38	1.17	1.30	1.23
	N	24	25	23	24
day 7-28 males	MEAN	57.7	56.6	56.9	54.8
	S.D.	7.11	5.68	6.14	5.44
	N	24	25	23	24
females	MEAN	52.3	52.7	52.1	50.1
	S.D.	6.12	4.66	4.61	4.94
	N	24	25	23	24
males+females	MEAN	54.9	54.5	54.4	52.3
	S.D.	6.49	4.88	5.25	5.11
	N	24	25	23	24

No statistically significant differences

Huntingdon Life Sciences 00-4207

TABLE 18 - F1 GENERATION

BASELINE GASOLINE VAPOR CONDENSATE:A TWO-GENERATION WHOLE-BODY
INHALATION REPRODUCTION TOXICITY STUDY IN RATS

SUMMARY OF PUP BODY WEIGHT GAIN -- GRAMS

DOSE GROUP		I	II	III	IV
DOSE LEVEL (MG/M3)		0	2,000	10,000	20,000
day 14-21 males	MEAN	16.7	16.1	17.4	15.9
	S.D.	2.30	2.32	3.00	2.53
	N	24	25	23	24
females	MEAN	15.9	15.5	16.6	15.2
	S.D.	1.82	2.06	2.43	2.21
	N	24	25	23	24
males+females	MEAN	16.3	15.8	17.0	15.6
	S.D.	2.00	2.08	2.63	2.32
	N	24	25	23	24
day 14-28 males	MEAN	47.6	46.3	46.7	45.1
	S.D.	6.68	5.73	5.43	5.05
	N	24	25	23	24
females	MEAN	42.7	42.5	42.2	40.8
	S.D.	5.74	4.70	4.04	4.50
	N	24	25	23	24
males+females	MEAN	45.1	44.3	44.3	42.9
	S.D.	6.07	4.88	4.59	4.70
	N	24	25	23	24
day 21-28 males	MEAN	30.9	30.2	29.4	29.2
	S.D.	5.92	5.20	3.83	3.90
	N	24	25	23	24
females	MEAN	26.8	27.0	25.6	25.5
	S.D.	5.38	4.51	3.30	3.82
	N	24	25	23	24
males+females	MEAN	28.8	28.5	27.4	27.3
	S.D.	5.50	4.67	3.47	3.78
	N	24	25	23	24

No statistically significant differences

Huntingdon Life Sciences 00-4207B

TABLE 18 - F2 GENERATION

BASELINE GASOLINE VAPOR CONDENSATE: A TWO-GENERATION WHOLE-BODY
INHALATION REPRODUCTION TOXICITY STUDY IN RATS

SUMMARY OF MEAN PUP BODY WEIGHTS (GRAMS)

DOSE GROUP		I	II	III	IV
DOSE LEVEL(MG/M3)		0	2,000	10,000	20,000
day 1 males	MEAN	7.0	7.3	7.2	7.3
	S.D.	0.85	0.75	0.50	0.60
	N	25	22	22	24
1 females	MEAN	6.7	6.9	6.8	6.8
	S.D.	0.85	0.82	0.52	0.70
	N	25	22	22	25
1 males+females	MEAN	6.9	7.1	7.0	7.0
	S.D.	0.84	0.77	0.50	0.73
	N	25	22	22	25
day 4 males preculling	MEAN	10.2	10.7	10.2	10.6
	S.D.	1.16	1.48	0.87	0.95
	N	25	22	22	24
4 females preculling	MEAN	9.8	10.1	9.7	9.9
	S.D.	1.24	1.55	0.97	1.05
	N	25	22	22	25
4 males+females preculling	MEAN	10.0	10.4	10.0	10.2
	S.D.	1.18	1.51	0.88	1.07
	N	25	22	22	25
day 4 males postculling	MEAN	10.3	10.7	10.2	10.6
	S.D.	1.15	1.50	0.88	0.99
	N	25	22	22	24
4 females postculling	MEAN	9.8	10.1	9.7	9.9
	S.D.	1.23	1.53	0.97	1.06
	N	25	22	22	25
4 males+females postculling	MEAN	10.0	10.4	10.0	10.2
	S.D.	1.18	1.51	0.89	1.10
	N	25	22	22	25

No statistically significant differences

Huntingdon Life Sciences 00-4207B

TABLE 18 - F2 GENERATION

BASELINE GASOLINE VAPOR CONDENSATE: A TWO-GENERATION WHOLE-BODY
INHALATION REPRODUCTION TOXICITY STUDY IN RATS

SUMMARY OF MEAN PUP BODY WEIGHTS (GRAMS)

DOSE GROUP		I	II	III	IV
DOSE LEVEL(MG/M3)		0	2,000	10,000	20,000
day 7 males	MEAN	14.3	14.8	14.1	14.4
	S.D.	1.47	1.77	1.31	1.18
	N	25	22	22	24
7 females	MEAN	13.7	14.1	13.5	13.5
	S.D.	1.62	1.71	1.36	1.33
	N	25	22	22	25
7 males+females	MEAN	14.0	14.4	13.8	13.9
	S.D.	1.54	1.76	1.28	1.38
	N	25	22	22	25
day 14 males	MEAN	25.5	25.7	25.7	25.4
	S.D.	2.77	2.30	2.20	2.24
	N	25	22	22	24
14 females	MEAN	24.5	24.5	24.8	24.1
	S.D.	2.79	2.11	2.12	2.18
	N	25	22	22	25
14 males+females	MEAN	25.0	25.1	25.2	24.7
	S.D.	2.78	2.26	2.06	2.27
	N	25	22	22	25
day 21 males	MEAN	40.4	42.7	42.2	42.5
	S.D.	6.51	5.70	4.13	5.49
	N	25	22	22	24
21 females	MEAN	38.6	40.9	40.7	40.1
	S.D.	6.16	5.09	3.74	4.81
	N	25	22	22	25
21 males+females	MEAN	39.5	41.9	41.4	41.2
	S.D.	6.33	5.58	3.68	5.25
	N	25	22	22	25

No statistically significant differences

Huntingdon Life Sciences 00-4207B

TABLE 18 - F2 GENERATION

BASELINE GASOLINE VAPOR CONDENSATE: A TWO-GENERATION WHOLE-BODY
INHALATION REPRODUCTION TOXICITY STUDY IN RATS

SUMMARY OF MEAN PUP BODY WEIGHTS (GRAMS)

DOSE GROUP			I	II	III	IV
DOSE LEVEL(MG/M3)			0	2,000	10,000	20,000
day 28	males	MEAN	77.2	80.0	78.0	79.5
		S.D.	8.84	7.90	6.77	7.33
		N	25	22	22	24
28	females	MEAN	70.7	73.7	71.9	71.6
		S.D.	7.75	6.39	5.31	6.40
		N	25	22	22	25
28	males+females	MEAN	73.9	77.2	74.9	75.4
		S.D.	8.35	7.69	5.69	6.96
		N	25	22	22	25

No statistically significant differences

Huntingdon Life Sciences 00-4207B

TABLE 18 - F2 GENERATION

BASELINE GASOLINE VAPOR CONDENSATE: A TWO-GENERATION WHOLE-BODY
INHALATION REPRODUCTION TOXICITY STUDY IN RATS

SUMMARY OF PUP BODY WEIGHT GAIN -- GRAMS

DOSE GROUP		I	II	III	IV
DOSE LEVEL(MG/M3)		0	2,000	10,000	20,000
day 1- 4 males	MEAN	3.2	3.4	3.0	3.2
	S.D.	0.53	0.84	0.56	0.48
	N	25	22	22	24
females	MEAN	3.1	3.2	2.9	3.1
	S.D.	0.61	0.83	0.57	0.53
	N	25	22	22	25
males+females	MEAN	3.2	3.3	2.9	3.2
	S.D.	0.53	0.82	0.53	0.49
	N	25	22	22	25
day 4- 7 males	MEAN	4.1	4.1	3.9	3.9
	S.D.	0.65	0.80	0.62	0.76
	N	25	22	22	24
females	MEAN	3.9	4.0	3.8	3.6
	S.D.	0.67	0.69	0.62	0.78
	N	25	22	22	25
males+females	MEAN	4.0	4.0	3.8	3.7
	S.D.	0.65	0.73	0.60	0.78
	N	25	22	22	25
day 4-21 males	MEAN	30.2	32.1	32.0	31.9
	S.D.	5.82	4.61	3.44	5.23
	N	25	22	22	24
females	MEAN	28.8	30.8	31.0	30.2
	S.D.	5.36	3.97	2.97	4.47
	N	25	22	22	25
males+females	MEAN	29.5	31.5	31.5	31.0
	S.D.	5.58	4.47	2.99	4.88
	N	25	22	22	25

No statistically significant differences

Huntingdon Life Sciences 00-4207B

TABLE 18 - F2 GENERATION

BASELINE GASOLINE VAPOR CONDENSATE: A TWO-GENERATION WHOLE-BODY
INHALATION REPRODUCTION TOXICITY STUDY IN RATS

SUMMARY OF PUP BODY WEIGHT GAIN -- GRAMS

DOSE GROUP		I	II	III	IV
DOSE LEVEL(MG/M3)		0	2,000	10,000	20,000
day 4-28 males	MEAN	67.0	69.3	67.8	68.9
	S.D.	8.11	6.87	6.17	7.13
	N	25	22	22	24
females	MEAN	60.8	63.6	62.2	61.6
	S.D.	6.96	5.48	4.61	6.10
	N	25	22	22	25
males+females	MEAN	63.9	66.8	64.9	65.2
	S.D.	7.59	6.68	5.10	6.59
	N	25	22	22	25
day 7-14 males	MEAN	11.1	10.9	11.6	10.9
	S.D.	1.75	1.38	1.32	1.61
	N	25	22	22	24
females	MEAN	10.8	10.4	11.4	10.6
	S.D.	1.68	1.23	1.25	1.34
	N	25	22	22	25
males+females	MEAN	11.0	10.7	11.5	10.8
	S.D.	1.72	1.28	1.24	1.43
	N	25	22	22	25
day 7-28 males	MEAN	62.9	65.2	63.9	65.0
	S.D.	7.63	6.41	5.80	6.62
	N	25	22	22	24
females	MEAN	56.9	59.7	58.5	58.1
	S.D.	6.50	5.16	4.38	5.64
	N	25	22	22	25
males+females	MEAN	59.9	62.7	61.1	61.5
	S.D.	7.12	6.25	4.79	6.04
	N	25	22	22	25

No statistically significant differences

Huntingdon Life Sciences 00-4207B

TABLE 18 - F2 GENERATION

BASELINE GASOLINE VAPOR CONDENSATE: A TWO-GENERATION WHOLE-BODY
INHALATION REPRODUCTION TOXICITY STUDY IN RATS

SUMMARY OF PUP BODY WEIGHT GAIN -- GRAMS

DOSE GROUP DOSE LEVEL(MG/M3)		I 0	II 2,000	III 10,000	IV 20,000
day 14-21 males	MEAN	14.9	17.0	16.6	17.1
	S.D.	4.15	3.71	2.61	3.54
	N	25	22	22	24
females	MEAN	14.1	16.5	15.9	16.0
	S.D.	3.95	3.45	2.34	2.97
	N	25	22	22	25
males+females	MEAN	14.5	16.8	16.2	16.5
	S.D.	4.03	3.66	2.33	3.27
	N	25	22	22	25
day 14-28 males	MEAN	51.7	54.3	52.3	54.1
	S.D.	6.43	6.09	5.22	5.53
	N	25	22	22	24
females	MEAN	46.2	49.3	47.1	47.5
	S.D.	5.55	4.85	3.80	4.65
	N	25	22	22	25
males+females	MEAN	49.0	52.0	49.7	50.8
	S.D.	6.03	5.88	4.24	5.07
	N	25	22	22	25
day 21-28 males	MEAN	36.8	37.3	35.7	37.0
	S.D.	3.03	3.41	3.21	3.18
	N	25	22	22	24
females	MEAN	32.1	32.8	31.2	31.5
	S.D.	2.50	3.21	2.31	2.74
	N	25	22	22	25
males+females	MEAN	34.4	35.3	33.5	34.3
	S.D.	2.80	3.34	2.65	2.78
	N	25	22	22	25

No statistically significant differences

Huntingdon Life Sciences 00-4207B

TABLE 19 - F1 GENERATION

BASELINE GASOLINE VAPOR CONDENSATE: A TWO-GENERATION WHOLE-BODY
INHALATION REPRODUCTION TOXICITY STUDY IN RATS

SUMMARY OF POSTWEANING DEVELOPMENTAL LANDMARKS

DOSE GROUP		I	II	III	IV
DOSE LEVEL(MG/M3)		0	2,000	10,000	20,000
Males showing preputial separation					
MEAN AGE (DAYS)		46.4	47.7	46.8	48.0
	S.D.	2.56	3.09	2.61	2.79
	N	26	25	26	26
BODY WEIGHT ON COMPLETION (G)		229	224	222	221
	S.D.	26.9	26.5	19.6	22.0
	N	26	25	26	26
Females showing vaginal opening					
MEAN AGE (DAYS)		35.3	34.4	35.2	35.0
	S.D.	2.20	1.39	1.90	1.84
	N	26	26	26	26
BODY WEIGHT ON COMPLETION (G)		109	108	112	105
	S.D.	13.6	11.3	11.3	12.9
	N	26	26	26	26

No statistically significant differences

	Summary of Parental Necropsy Observations Preface	Table 20

Note:

Confirmation of external findings are not summarized on this table. External findings are detailed in Appendix W.

Huntingdon Life Sciences 00-4207

TABLE 20 - P0 GENERATION

BASELINE GASOLINE VAPOR CONDENSATE:A TWO-GENERATION WHOLE-BODY
INHALATION REPRODUCTION TOXICITY STUDY IN RATS

SUMMARY OF PARENTAL NECROPSY OBSERVATIONS

DOSE GROUP		I	II	III	IV
DOSE LEVEL (MG/M3)		0	2,000	10,000	20,000
MALES	N	26	26	26	26
THYMUS	N	0	0	1	1
DISCOLORED THYMUS	N	0	0	1	1
	%	0.0	0.0	3.8	3.8
THORACIC CAVITY	N	1	0	0	0
DIAPHRAGMATIC HERNIA	N	1	0	0	0
	%	3.8	0.0	0.0	0.0
LUNGS	N	1	2	2	2
DISCOLORED FOCI	N	1	2	2	2
	%	3.8	7.7	7.7	7.7
SPLEEN	N	0	0	1	1
HYPOPLASTIC SPLEEN	N	0	0	1	1
	%	0.0	0.0	3.8	3.8

No statistically significant differences

Huntingdon Life Sciences 00-4207

TABLE 20 - P0 GENERATION

BASELINE GASOLINE VAPOR CONDENSATE:A TWO-GENERATION WHOLE-BODY
INHALATION REPRODUCTION TOXICITY STUDY IN RATS

SUMMARY OF PARENTAL NECROPSY OBSERVATIONS

DOSE GROUP DOSE LEVEL (MG/M3)		I 0	II 2,000	III 10,000	IV 20,000
MALES	N	26	26	26	26
LIVER	N	1	0	0	1
SMALL LOBE(S)	N	1	0	0	0
	%	3.8	0.0	0.0	0.0
DISCOLORED AREA ON LIVER	N	0	0	0	1
	%	0.0	0.0	0.0	3.8
KIDNEY	N	0	3	2	1
DILATED RENAL PELVIS	N	0	3	2	1
	%	0.0	11.5	7.7	3.8
ADRENALS	N	0	1	0	0
HYPOPLASTIC ADRENALS	N	0	1	0	0
	%	0.0	3.8	0.0	0.0
GONADS	N	0	0	2	2
SEMINAL VESICLES SMALL	N	0	0	1	1
	%	0.0	0.0	3.8	3.8
EPIDIDYMIDES - ABSCESS	N	0	0	0	1
	%	0.0	0.0	0.0	3.8

No statistically significant differences

Huntingdon Life Sciences 00-4207

TABLE 20 - P0 GENERATION

BASELINE GASOLINE VAPOR CONDENSATE:A TWO-GENERATION WHOLE-BODY
INHALATION REPRODUCTION TOXICITY STUDY IN RATS

SUMMARY OF PARENTAL NECROPSY OBSERVATIONS

DOSE GROUP		I	II	III	IV
DOSE LEVEL (MG/M3)		0	2,000	10,000	20,000
MALES	N	26	26	26	26
ENLARGED TESTES	N	0	0	1	0
	%	0.0	0.0	3.8	0.0
ENLARGED EPIDIDYMIDES	N	0	0	1	0
	%	0.0	0.0	3.8	0.0

No statistically significant differences

Huntingdon Life Sciences 00-4207

TABLE 20 - P0 GENERATION

BASELINE GASOLINE VAPOR CONDENSATE:A TWO-GENERATION WHOLE-BODY
INHALATION REPRODUCTION TOXICITY STUDY IN RATS

SUMMARY OF PARENTAL NECROPSY OBSERVATIONS

DOSE GROUP DOSE LEVEL (MG/M3)		I 0	II 2,000	III 10,000	IV 20,000
FEMALES	N	26	26	26	26
GROSS EXAM	N	26	26	26	26
TERMINAL ESTROUS STAGE	N	26	26	24	26
	%	100.0	100.0	92.3	100.0
MASS	N	1	1	0	0
	%	3.8	3.8	0.0	0.0
THORACIC CAVITY	N	0	0	1	0
MASS	N	0	0	1	0
	%	0.0	0.0	3.8	0.0
LUNGS	N	0	0	2	1
DISCOLORED FOCI	N	0	0	2	1
	%	0.0	0.0	7.7	3.8
KIDNEY	N	2	2	0	1
DILATED RENAL PELVIS	N	1	1	0	1
	%	3.8	3.8	0.0	3.8
CYSTIC KIDNEY	N	1	1	0	0
	%	3.8	3.8	0.0	0.0

No statistically significant differences

Huntingdon Life Sciences 00-4207

TABLE 20 - P0 GENERATION

BASELINE GASOLINE VAPOR CONDENSATE:A TWO-GENERATION WHOLE-BODY
INHALATION REPRODUCTION TOXICITY STUDY IN RATS

SUMMARY OF PARENTAL NECROPSY OBSERVATIONS

DOSE GROUP DOSE LEVEL (MG/M3)		I 0	II 2,000	III 10,000	IV 20,000
FEMALES	N	26	26	26	26
OVARY	N	1	0	0	0
CYST	N	1	0	0	0
	%	3.8	0.0	0.0	0.0

No statistically significant differences

Huntingdon Life Sciences 00-4207B

TABLE 20 - F1 GENERATION

BASELINE GASOLINE VAPOR CONDENSATE: A TWO-GENERATION WHOLE-BODY
INHALATION REPRODUCTION TOXICITY STUDY IN RATS

SUMMARY OF PARENTAL NECROPSY OBSERVATIONS

DOSE GROUP DOSE LEVEL(MG/M3)		I 0	II 2,000	III 10,000	IV 20,000
MALES	N	26	26	26	26
GROSS EXAM	N	0	0	0	1
ENLARGED LYMPH NODE(S)	N	0	0	0	1
	%	0.0	0.0	0.0	3.8
TRACHEA	N	0	0	1	0
FLUID/MUCOUS FILLED	N	0	0	1	0
	%	0.0	0.0	3.8	0.0
THYMUS	N	1	0	0	0
DISCOLORED	N	1	0	0	0
	%	3.8	0.0	0.0	0.0
LUNGS	N	2	1	4	1
DISCOLORED FOCI	N	2	1	4	1
	%	7.7	3.8	15.4	3.8
DISCOLORED	N	0	0	1	0
	%	0.0	0.0	3.8	0.0

No statistically significant differences

Huntingdon Life Sciences 00-4207B

TABLE 20 - F1 GENERATION

BASELINE GASOLINE VAPOR CONDENSATE: A TWO-GENERATION WHOLE-BODY
INHALATION REPRODUCTION TOXICITY STUDY IN RATS

SUMMARY OF PARENTAL NECROPSY OBSERVATIONS

DOSE GROUP DOSE LEVEL(MG/M3)		I 0	II 2,000	III 10,000	IV 20,000
MALES	N	26	26	26	26
LIVER	N	0	1	1	3
DIAPHRAGMATIC HERNIA	N	0	1	0	0
	%	0.0	3.8	0.0	0.0
DISCOLORED	N	0	0	0	1
	%	0.0	0.0	0.0	3.8
DISCOLORED FOCI	N	0	0	1	1
	%	0.0	0.0	3.8	3.8
ADHESION	N	0	0	0	1
	%	0.0	0.0	0.0	3.8
KIDNEY	N	0	0	2	0
DILATED RENAL PELVIS	N	0	0	2	0
	%	0.0	0.0	7.7	0.0
GONADS	N	0	1	3	0
SMALL TESTES	N	0	1	2	0
	%	0.0	3.8	7.7	0.0
SMALL EPIDIDYMIDES	N	0	1	1	0
	%	0.0	3.8	3.8	0.0

No statistically significant differences

Huntingdon Life Sciences 00-4207B

TABLE 20 - F1 GENERATION

BASELINE GASOLINE VAPOR CONDENSATE: A TWO-GENERATION WHOLE-BODY
INHALATION REPRODUCTION TOXICITY STUDY IN RATS

SUMMARY OF PARENTAL NECROPSY OBSERVATIONS

DOSE GROUP		I	II	III	IV
DOSE LEVEL(MG/M3)		0	2,000	10,000	20,000
MALES	N	26	26	26	26
EPIDIDYMIDES ABSCESS	N	0	0	1	0
	%	0.0	0.0	3.8	0.0

No statistically significant differences

Huntingdon Life Sciences 00-4207B

TABLE 20 - F1 GENERATION

BASELINE GASOLINE VAPOR CONDENSATE: A TWO-GENERATION WHOLE-BODY
INHALATION REPRODUCTION TOXICITY STUDY IN RATS

SUMMARY OF PARENTAL NECROPSY OBSERVATIONS

DOSE GROUP DOSE LEVEL(MG/M3)		I 0	II 2,000	III 10,000	IV 20,000
FEMALES	N	26	26	26	26
GROSS EXAM	N	26	26	26	26
HINDPAW SWOLLEN	N	0	1	0	0
	%	0.0	3.8	0.0	0.0
TIP OF TAIL ABSENT	N	0	1	0	0
	%	0.0	3.8	0.0	0.0
TAIL ABSENT	N	0	0	1	1
	%	0.0	0.0	3.8	3.8
TERMINAL ESTROUS STAGE	N	26	26	25	26
	%	100.0	100.0	96.2	100.0
LUNGS	N	2	3	1	5
DISCOLORED FOCI	N	2	3	1	5
	%	7.7	11.5	3.8	19.2
SPLEEN	N	1	0	1	0
DISCOLORED AREA(S)	N	0	0	1	0
	%	0.0	0.0	3.8	0.0
CYST(S)	N	1	0	0	0
	%	3.8	0.0	0.0	0.0

No statistically significant differences

Huntingdon Life Sciences 00-4207B

TABLE 20 - F1 GENERATION

BASELINE GASOLINE VAPOR CONDENSATE: A TWO-GENERATION WHOLE-BODY
INHALATION REPRODUCTION TOXICITY STUDY IN RATS

SUMMARY OF PARENTAL NECROPSY OBSERVATIONS

DOSE GROUP DOSE LEVEL(MG/M3)		I 0	II 2,000	III 10,000	IV 20,000
FEMALES	N	26	26	26	26
ADRENALS	N	0	0	0	1
ENLARGED	N	0	0	0	1
	%	0.0	0.0	0.0	3.8
DISCOLORED	N	0	0	0	1
	%	0.0	0.0	0.0	3.8

No statistically significant differences

Huntingdon Life Sciences 00-4207

TABLE 21 - F1 GENERATION

BASELINE GASOLINE VAPOR CONDENSATE:A TWO-GENERATION WHOLE-BODY
INHALATION REPRODUCTION TOXICITY STUDY IN RATS

SUMMARY OF PUP NECROPSY OBSERVATIONS

DOSE GROUP DOSE LEVEL (MG/M3)		I 0	II 2,000	III 10,000	IV 20,000
Litters Evaluated	N	24	24	23	25
Pups Evaluated	N	234	234	228	241
Live	N	226	232	225	233
Stillborn	N	8	2	3	8
GROSS EXAM					
Litter Incidence	N	4	1	1	2
Pup Incidence	N	5	1	1	16
PARTIALLY CANNIBALIZED					
Pup Incidence	N	0	0	1	15
	%	0.0	0.0	0.4	6.2
Litter Incidence	N	0	0	1	2
	%	0.0	0.0	4.3	8.0
AUTOLYSIS					
Pup Incidence	N	1	1	0	1
	%	0.4	0.4	0.0	0.4
Litter Incidence	N	1	1	0	1
	%	4.2	4.2	0.0	4.0
CANNIBALIZED					
Pup Incidence	N	4	0	0	0
	%	1.7	0.0	0.0	0.0
Litter Incidence	N	3	0	0	0
	%	12.5	0.0	0.0	0.0
INTERNAL SEX UNDETERMINED					
Pup Incidence	N	0	0	0	1
	%	0.0	0.0	0.0	0.4
Litter Incidence	N	0	0	0	1
	%	0.0	0.0	0.0	4.0

No statistically significant differences

Huntingdon Life Sciences 00-4207

TABLE 21 - F1 GENERATION

BASELINE GASOLINE VAPOR CONDENSATE:A TWO-GENERATION WHOLE-BODY
INHALATION REPRODUCTION TOXICITY STUDY IN RATS

SUMMARY OF PUP NECROPSY OBSERVATIONS

DOSE GROUP		I	II	III	IV
DOSE LEVEL (MG/M3)		0	2,000	10,000	20,000
Litters Evaluated	N	24	24	23	25
Pups Evaluated	N	234	234	228	241
Live	N	226	232	225	233
Stillborn	N	8	2	3	8
LUNGS					
Litter Incidence	N	6	3	2	5
Pup Incidence	N	8	3	3	19
LUNG FLOATATION TEST-STILLBORN					
Pup Incidence	N	6	2	3	8
	%	2.6	0.9	1.3	3.3
Litter Incidence	N	5	2	2	5
	%	20.8	8.3	8.7	20.0
LUNG FLOATATION TEST-FOUND DEAD					
Pup Incidence	N	2	1	0	11
	%	0.9	0.4	0.0	4.6
Litter Incidence	N	2	1	0	2
	%	8.3	4.2	0.0	8.0
LIVER					
Litter Incidence	N	1	0	1	0
Pup Incidence	N	1	0	1	0
DISCOLORED FOCI					
Pup Incidence	N	1	0	1	0
	%	0.4	0.0	0.4	0.0
Litter Incidence	N	1	0	1	0
	%	4.2	0.0	4.3	0.0

No statistically significant differences

Huntingdon Life Sciences 00-4207

TABLE 21 - F1 GENERATION

BASELINE GASOLINE VAPOR CONDENSATE:A TWO-GENERATION WHOLE-BODY
INHALATION REPRODUCTION TOXICITY STUDY IN RATS

SUMMARY OF PUP NECROPSY OBSERVATIONS

DOSE GROUP		I	II	III	IV
DOSE LEVEL (MG/M3)		0	2,000	10,000	20,000
Litters Evaluated	N	24	24	23	25
Pups Evaluated	N	234	234	228	241
Live	N	226	232	225	233
Stillborn	N	8	2	3	8
STOMACH					
Litter Incidence	N	8	4	3	6
Pup Incidence	N	15	4	4	24
NO MILK IN STOMACH					
Pup Incidence	N	9	3	3	13
	%	3.8	1.3	1.3	5.4
Litter Incidence	N	7	3	2	5
	%	29.2	12.5	8.7	20.0
MILK IN STOMACH					
Pup Incidence	N	4	1	0	5
	%	1.7	0.4	0.0	2.1
Litter Incidence	N	2	1	0	2
	%	8.3	4.2	0.0	8.0
MILK UNDETERMINED					
Pup Incidence	N	2	0	1	6
	%	0.9	0.0	0.4	2.5
Litter Incidence	N	1	0	1	2
	%	4.2	0.0	4.3	8.0
KIDNEY					
Litter Incidence	N	3	1	3	2
Pup Incidence	N	3	1	4	3

No statistically significant differences

Huntingdon Life Sciences 00-4207

TABLE 21 - F1 GENERATION

BASELINE GASOLINE VAPOR CONDENSATE:A TWO-GENERATION WHOLE-BODY
INHALATION REPRODUCTION TOXICITY STUDY IN RATS

SUMMARY OF PUP NECROPSY OBSERVATIONS

DOSE GROUP DOSE LEVEL (MG/M3)		I 0	II 2,000	III 10,000	IV 20,000
Litters Evaluated	N	24	24	23	25
Pups Evaluated	N	234	234	228	241
Live	N	226	232	225	233
Stillborn	N	8	2	3	8
CYSTIC KIDNEY(S)					
Pup Incidence	N	3	1	1	0
	%	1.3	0.4	0.4	0.0
Litter Incidence	N	3	1	1	0
	%	12.5	4.2	4.3	0.0
DILATED RENAL PELVIS (PAPILLA REDUCED)					
Pup Incidence	N	0	0	2	3
	%	0.0	0.0	0.9	1.2
Litter Incidence	N	0	0	1	2
	%	0.0	0.0	4.3	8.0
IRREGULAR SURFACE					
Pup Incidence	N	0	0	1	0
	%	0.0	0.0	0.4	0.0
Litter Incidence	N	0	0	1	0
	%	0.0	0.0	4.3	0.0
SKIN					
Litter Incidence	N	1	0	0	0
Pup Incidence	N	1	0	0	0
ALOPECIA - GENERAL					
Pup Incidence	N	1	0	0	0
	%	0.4	0.0	0.0	0.0
Litter Incidence	N	1	0	0	0
	%	4.2	0.0	0.0	0.0

No statistically significant differences

Huntingdon Life Sciences 00-4207

TABLE 21 - F1 GENERATION

BASELINE GASOLINE VAPOR CONDENSATE:A TWO-GENERATION WHOLE-BODY
INHALATION REPRODUCTION TOXICITY STUDY IN RATS

SUMMARY OF PUP NECROPSY OBSERVATIONS

DOSE GROUP		I	II	III	IV
DOSE LEVEL (MG/M3)		0	2,000	10,000	20,000
Litters Evaluated	N	24	24	23	25
Pups Evaluated	N	234	234	228	241
Live	N	226	232	225	233
Stillborn	N	8	2	3	8
HEAD					
Litter Incidence	N	1	0	0	0
Pup Incidence	N	1	0	0	0
SKULL DAMAGED					
Pup Incidence	N	1	0	0	0
	%	0.4	0.0	0.0	0.0
Litter Incidence	N	1	0	0	0
	%	4.2	0.0	0.0	0.0
BRAIN					
Litter Incidence	N	0	0	0	1
Pup Incidence	N	0	0	0	1
DISCOLORED MATERIAL					
Pup Incidence	N	0	0	0	1
	%	0.0	0.0	0.0	0.4
Litter Incidence	N	0	0	0	1
	%	0.0	0.0	0.0	4.0

No statistically significant differences

Huntingdon Life Sciences 00-4207B

TABLE 21 - F2 GENERATION

BASELINE GASOLINE VAPOR CONDENSATE: A TWO-GENERATION WHOLE-BODY
INHALATION REPRODUCTION TOXICITY STUDY IN RATS

SUMMARY OF PUP NECROPSY OBSERVATIONS

DOSE GROUP		I	II	III	IV
DOSE LEVEL(MG/M3)		0	2,000	10,000	20,000
Litters Evaluated	N	25	22	22	25
Pups Evaluated	N	236	197	219	230
Live	N	228	193	214	223
Stillborn	N	8	4	5	7
GROSS EXAM					
Litter Incidence	N	1	1	2	3
Pup Incidence	N	1	1	2	3
AUTOLYSIS					
Pup Incidence	N	1	0	1	2
	%	0.4	0.0	0.5	0.9
Litter Incidence	N	1	0	1	2
	%	4.0	0.0	4.5	8.0
INTERNAL SEX UNDETERMINED					
Pup Incidence	N	1	0	0	3
	%	0.4	0.0	0.0	1.3
Litter Incidence	N	1	0	0	3
	%	4.0	0.0	0.0	12.0
CANNIBALIZED					
Pup Incidence	N	0	1	0	1
	%	0.0	0.5	0.0	0.4
Litter Incidence	N	0	1	0	1
	%	0.0	4.5	0.0	4.0
TAIL ABSENT					
Pup Incidence	N	0	0	1	0
	%	0.0	0.0	0.5	0.0
Litter Incidence	N	0	0	1	0
	%	0.0	0.0	4.5	0.0

No statistically significant differences

Huntingdon Life Sciences 00-4207B

TABLE 21 - F2 GENERATION

BASELINE GASOLINE VAPOR CONDENSATE: A TWO-GENERATION WHOLE-BODY
INHALATION REPRODUCTION TOXICITY STUDY IN RATS

SUMMARY OF PUP NECROPSY OBSERVATIONS

DOSE GROUP DOSE LEVEL(MG/M3)		I 0	II 2,000	III 10,000	IV 20,000
Litters Evaluated	N	25	22	22	25
Pups Evaluated	N	236	197	219	230
Live	N	228	193	214	223
Stillborn	N	8	4	5	7
LUNGS					
Litter Incidence	N	6	3	4	6
Pup Incidence	N	8	5	5	10
LUNG FLOTATION TEST - STILLBORN					
Pup Incidence	N	7	4	5	7
	%	3.0	2.0	2.3	3.0
Litter Incidence	N	6	3	4	5
	%	24.0	13.6	18.2	20.0
LUNG FLOTATION TEST - FOUND DEAD					
Pup Incidence	N	1	1	0	3
	%	0.4	0.5	0.0	1.3
Litter Incidence	N	1	1	0	3
	%	4.0	4.5	0.0	12.0
STOMACH					
Litter Incidence	N	7	4	6	7
Pup Incidence	N	10	6	7	15
NO MILK IN STOMACH					
Pup Incidence	N	9	5	6	11
	%	3.8	2.5	2.7	4.8
Litter Incidence	N	6	3	5	7
	%	24.0	13.6	22.7	28.0

No statistically significant differences

Huntingdon Life Sciences 00-4207B

TABLE 21 - F2 GENERATION

BASELINE GASOLINE VAPOR CONDENSATE: A TWO-GENERATION WHOLE-BODY
INHALATION REPRODUCTION TOXICITY STUDY IN RATS

SUMMARY OF PUP NECROPSY OBSERVATIONS

DOSE GROUP		I	II	III	IV
DOSE LEVEL(MG/M3)		0	2,000	10,000	20,000
Litters Evaluated	N	25	22	22	25
Pups Evaluated	N	236	197	219	230
Live	N	228	193	214	223
Stillborn	N	8	4	5	7
MILK IN STOMACH					
Pup Incidence	N	0	0	1	1
	%	0.0	0.0	0.5	0.4
Litter Incidence	N	0	0	1	1
	%	0.0	0.0	4.5	4.0
MILK UNDETERMINED					
Pup Incidence	N	1	1	0	3
	%	0.4	0.5	0.0	1.3
Litter Incidence	N	1	1	0	3
	%	4.0	4.5	0.0	12.0
KIDNEY					
Litter Incidence	N	1	6	5	0
Pup Incidence	N	1	7	7	0
DILATED RENAL PELVIS (PAPILLA REDUCED)					
Pup Incidence	N	0	1	0	0
	%	0.0	0.5	0.0	0.0
Litter Incidence	N	0	1	0	0
	%	0.0	4.5	0.0	0.0
CYSTIC KIDNEY(S)					
Pup Incidence	N	1	6	7	0
	%	0.4	3.0	3.2	0.0
Litter Incidence	N	1	5	5	0
	%	4.0	22.7	22.7	0.0

No statistically significant differences

Huntingdon Life Sciences 00-4207B

TABLE 21 - F2 GENERATION

BASELINE GASOLINE VAPOR CONDENSATE: A TWO-GENERATION WHOLE-BODY
INHALATION REPRODUCTION TOXICITY STUDY IN RATS

SUMMARY OF PUP NECROPSY OBSERVATIONS

DOSE GROUP		I	II	III	IV
DOSE LEVEL(MG/M3)		0	2,000	10,000	20,000
Litters Evaluated	N	25	22	22	25
Pups Evaluated	N	236	197	219	230
Live	N	228	193	214	223
Stillborn	N	8	4	5	7
ABDOMINAL CAVITY					
Litter Incidence	N	1	0	0	0
Pup Incidence	N	1	0	0	0
DISTENDED GASTROINTESTINAL TRACT					
Pup Incidence	N	1	0	0	0
	%	0.4	0.0	0.0	0.0
Litter Incidence	N	1	0	0	0
	%	4.0	0.0	0.0	0.0

No statistically significant differences

	Mean Parental Organ Weights Preface	Table 22

Table of Contents

P_0 Generation Absolute Organ Weights 168
Organ to Body Weight Ratios 172
Organ to Brain Weight Ratios 176

F1 Generation Absolute Organ Weights 180
Organ to Body Weight Ratios 184
Organ to Brain Weight Ratios 188

Key to Abbreviations:

g	=	Grams
Sem.Ves & Co.GL.	=	Seminal Vesicles and Coagulating Glands
w/	=	with

Corresponding exposure levels for each group were as follows:

Group 1 - 0 mg/m^3
Group 2 - 2000 mg/m^3
Group 3 - 10000 mg/m^3
Group 4 - 20000 mg/m^3

Huntingdon Life Sciences 00-4207

TABLE 22 - P0 GENERATION

BASELINE GASOLINE VAPOR CONDENSATE:A TWO-GENERATION WHOLE-BODY
INHALATION REPRODUCTION TOXICITY STUDY IN RATS

SUMMARY OF ABSOLUTE ORGAN WEIGHTS

MALES

DOSE GROUP DOSE LEVEL (MG/M3)		I 0	II 2,000	III 10,000	IV 20,000
FINAL BODY WEIGHT g	MEAN	532	531	529	509
	S.D.	48.5	41.4	50.9	41.8
	N	26	26	26	26
TESTES g	MEAN	3.5786	3.5211	3.7399	3.5513
	S.D.	.24291	.34306	.96117	.25995
	N	26	26	26	26
TESTIS - RIGHT g	MEAN	1.7845	1.7664	1.8609	1.7773
	S.D.	.12689	.18030	.45758	.13627
	N	26	26	26	26
TESTIS - LEFT g	MEAN	1.7936	1.7552	1.8819	1.7789
	S.D.	.11944	.16921	.50852	.13667
	N	26	26	26	26
EPIDIDYMIDES g	MEAN	1.5625	1.5560	1.5627	1.5334
	S.D.	.12458	.17099	.13708	.17622
	N	26	26	26	26
EPIDIDYMIS RIGHT g	MEAN	0.7900	0.7879	0.7935	0.7685
	S.D.	.06980	.09116	.07599	.09762
	N	26	26	26	26
EPIDIDYMIS LEFT g	MEAN	0.7698	0.7650	0.7664	0.7629
	S.D.	.05821	.08070	.06846	.08200
	N	26	26	26	26
PROSTATE g	MEAN	1.0782	1.2076	1.2330*	1.0867
	S.D.	.22122	.23299	.19945	.27243
	N	26	26	26	26

Statistical key: * = p<0.05

Huntingdon Life Sciences 00-4207

TABLE 22 - P0 GENERATION

BASELINE GASOLINE VAPOR CONDENSATE:A TWO-GENERATION WHOLE-BODY
INHALATION REPRODUCTION TOXICITY STUDY IN RATS

SUMMARY OF ABSOLUTE ORGAN WEIGHTS

MALES

DOSE GROUP		I	II	III	IV
DOSE LEVEL (MG/M3)		0	2,000	10,000	20,000
SEM.VES & CO.GL. g	MEAN	2.0051	1.9904	1.8285	2.0559
	S.D.	.42893	.52573	.33618	.40320
	N	26	26	26	26
ADRENALS g	MEAN	0.0597	0.0589	0.0624	0.0587
	S.D.	.01199	.00823	.00708	.00856
	N	26	26	26	26
BRAIN g	MEAN	2.1782	2.2171	2.1667	2.1553
	S.D.	.11959	.13137	.11567	.10175
	N	26	26	26	26
KIDNEYS g	MEAN	4.1770	4.2610	4.5104*	4.5802**
	S.D.	.45480	.39595	.41178	.52849
	N	26	26	26	26
LIVER g	MEAN	17.492	17.260	18.134	17.541
	S.D.	2.5937	2.6922	2.9306	2.3457
	N	26	26	26	26
LUNGS g	MEAN	1.9848	1.9159	2.0071	1.9363
	S.D.	.24147	.14883	.17533	.27297
	N	26	26	26	26
PITUITARY g	MEAN	0.0130	0.0128	0.0127	0.0130
	S.D.	.00131	.00234	.00234	.00235
	N	26	26	26	26
SPLEEN g	MEAN	0.7861	0.7743	0.7620	0.7361
	S.D.	.08669	.10982	.10279	.11353
	N	26	26	26	26

Statistical key: * = p<0.05 ** = p<0.01

Huntingdon Life Sciences 00-4207

TABLE 22 - P0 GENERATION

BASELINE GASOLINE VAPOR CONDENSATE:A TWO-GENERATION WHOLE-BODY
INHALATION REPRODUCTION TOXICITY STUDY IN RATS

SUMMARY OF ABSOLUTE ORGAN WEIGHTS

FEMALES

DOSE GROUP		I	II	III	IV
DOSE LEVEL (MG/M3)		0	2,000	10,000	20,000
FINAL BODY WEIGHT g	MEAN	306	304	307	301
	S.D.	26.1	22.7	20.5	19.6
	N	24	25	23	24
OVARIES g	MEAN	0.1504	0.1265	0.1186	0.1243
	S.D.	.13594	.02895	.02140	.02087
	N	24	25	23	24
OVARY RIGHT g	MEAN	0.0571	0.0591	0.0583	0.0592
	S.D.	.01238	.01661	.01264	.01237
	N	24	25	23	24
OVARY LEFT g	MEAN	0.0912	0.0644	0.0624	0.0633
	S.D.	.13652	.01954	.02064	.01358
	N	24	25	23	24
UTERUS/OVIDUCTS g	MEAN	0.7232	0.7491	0.6710	0.7578
	S.D.	.25590	.24701	.23356	.23384
	N	24	25	23	24
ADRENALS g	MEAN	0.0832	0.0831	0.0816	0.0818
	S.D.	.01467	.01420	.01099	.01563
	N	24	25	23	24
BRAIN g	MEAN	2.1210	2.0817	2.1006	2.1320
	S.D.	.16276	.13936	.15686	.19598
	N	24	25	23	24
KIDNEYS g	MEAN	2.8891	2.8610	2.8938	3.1949*
	S.D.	.41431	.31328	.33404	.53979
	N	24	25	23	24

Statistical key: * = $p<0.05$

Huntingdon Life Sciences 00-4207

TABLE 22 - P0 GENERATION

BASELINE GASOLINE VAPOR CONDENSATE:A TWO-GENERATION WHOLE-BODY
INHALATION REPRODUCTION TOXICITY STUDY IN RATS

SUMMARY OF ABSOLUTE ORGAN WEIGHTS

FEMALES

DOSE GROUP DOSE LEVEL (MG/M3)		I 0	II 2,000	III 10,000	IV 20,000
LIVER g	MEAN	13.423	13.613	14.403	14.173
	S.D.	2.2739	2.6000	2.2978	2.1931
	N	24	25	23	24
LUNGS g	MEAN	1.8350	1.8669	1.7569	2.0057
	S.D.	.44653	.40372	.31095	.42390
	N	24	25	23	24
PITUITARY g	MEAN	0.0171	0.0276	0.0160	0.0168
	S.D.	.00335	.05159	.00342	.00324
	N	24	25	22	24
SPLEEN g	MEAN	0.6182	0.6274	0.5848	0.6073
	S.D.	.09837	.10762	.07286	.08528
	N	24	25	23	24

No statistically significant differences

Huntingdon Life Sciences 00-4207

TABLE 22 - P0 GENERATION

BASELINE GASOLINE VAPOR CONDENSATE:A TWO-GENERATION WHOLE-BODY
INHALATION REPRODUCTION TOXICITY STUDY IN RATS

SUMMARY OF ORGAN WEIGHT TO BODY WEIGHT RATIO

MALES

DOSE GROUP		I	II	III	IV
DOSE LEVEL (MG/M3)		0	2,000	10,000	20,000
FINAL BODY WEIGHT g	MEAN	532	531	529	509
	S.D.	48.5	41.4	50.9	41.8
	N	26	26	26	26
TESTES Ratio	MEAN	0.0068	0.0067	0.0071	0.0070
	S.D.	.00068	.00069	.00222	.00072
	N	26	26	26	26
TESTIS - RIGHT Ratio	MEAN	0.0034	0.0033	0.0036	0.0035
	S.D.	.00034	.00035	.00106	.00037
	N	26	26	26	26
TESTIS - LEFT Ratio	MEAN	0.0034	0.0033	0.0036	0.0035
	S.D.	.00034	.00035	.00117	.00036
	N	26	26	26	26
EPIDIDYMIDES Ratio	MEAN	0.0030	0.0029	0.0030	0.0030
	S.D.	.00026	.00027	.00020	.00037
	N	26	26	26	26
EPIDIDYMIS RIGHT Ratio	MEAN	0.0015	0.0015	0.0015	0.0015
	S.D.	.00014	.00015	.00012	.00020
	N	26	26	26	26
EPIDIDYMIS LEFT Ratio	MEAN	0.0015	0.0014	0.0015	0.0015
	S.D.	.00014	.00012	.00010	.00019
	N	26	26	26	26
PROSTATE Ratio	MEAN	0.0020	0.0023	0.0023	0.0021
	S.D.	.00043	.00046	.00038	.00056
	N	26	26	26	26

No statistically significant differences

Huntingdon Life Sciences 00-4207

TABLE 22 - P0 GENERATION

BASELINE GASOLINE VAPOR CONDENSATE:A TWO-GENERATION WHOLE-BODY
INHALATION REPRODUCTION TOXICITY STUDY IN RATS

SUMMARY OF ORGAN WEIGHT TO BODY WEIGHT RATIO

MALES

DOSE GROUP		I	II	III	IV
DOSE LEVEL (MG/M3)		0	2,000	10,000	20,000
SEM.VES & CO.GL. Ratio	MEAN	0.0038	0.0038	0.0035	0.0041
	S.D.	.00076	.00097	.00070	.00090
	N	26	26	26	26
ADRENALS Ratio	MEAN	0.0001	0.0001	0.0001	0.0001
	S.D.	.00002	.00002	.00002	.00002
	N	26	26	26	26
BRAIN Ratio	MEAN	0.0041	0.0042	0.0041	0.0043
	S.D.	.00034	.00039	.00028	.00034
	N	26	26	26	26
KIDNEYS Ratio	MEAN	0.0079	0.0080	0.0086**	0.0090**
	S.D.	.00056	.00062	.00078	.00086
	N	26	26	26	26
LIVER Ratio	MEAN	0.0328	0.0324	0.0341	0.0345
	S.D.	.00293	.00331	.00298	.00410
	N	26	26	26	26
LUNGS Ratio	MEAN	0.0037	0.0036	0.0038	0.0038
	S.D.	.00047	.00026	.00033	.00053
	N	26	26	26	26
PITUITARY Ratio	MEAN	0.0000	0.0000	0.0000	0.0000
	S.D.	.00000	.00000	.00000	.00000
	N	26	26	26	26
SPLEEN Ratio	MEAN	0.0015	0.0015	0.0014	0.0014
	S.D.	.00014	.00020	.00014	.00021
	N	26	26	26	26

Statistical key: ** = p<0.01

Huntingdon Life Sciences 00-4207

TABLE 22 - P0 GENERATION

BASELINE GASOLINE VAPOR CONDENSATE:A TWO-GENERATION WHOLE-BODY
INHALATION REPRODUCTION TOXICITY STUDY IN RATS

SUMMARY OF ORGAN WEIGHT TO BODY WEIGHT RATIO

FEMALES

DOSE GROUP		I	II	III	IV
DOSE LEVEL (MG/M3)		0	2,000	10,000	20,000
FINAL BODY WEIGHT g	MEAN	306	304	307	301
	S.D.	26.1	22.7	20.5	19.6
	N	24	25	23	24
OVARIES Ratio	MEAN	0.0005	0.0004	0.0004	0.0004
	S.D.	.00043	.00011	.00007	.00008
	N	24	25	23	24
OVARY RIGHT Ratio	MEAN	0.0002	0.0002	0.0002	0.0002
	S.D.	.00004	.00005	.00004	.00004
	N	24	25	23	24
OVARY LEFT Ratio	MEAN	0.0003	0.0002	0.0002	0.0002
	S.D.	.00044	.00008	.00006	.00005
	N	24	25	23	24
UTERUS/OVIDUCTS Ratio	MEAN	0.0024	0.0025	0.0022	0.0025
	S.D.	.00089	.00082	.00081	.00085
	N	24	25	23	24
ADRENALS Ratio	MEAN	0.0003	0.0003	0.0003	0.0003
	S.D.	.00005	.00005	.00003	.00006
	N	24	25	23	24
BRAIN Ratio	MEAN	0.0070	0.0069	0.0069	0.0071
	S.D.	.00075	.00068	.00069	.00086
	N	24	25	23	24
KIDNEYS Ratio	MEAN	0.0095	0.0095	0.0095	0.0107*
	S.D.	.00139	.00133	.00107	.00193
	N	24	25	23	24

Statistical key: * = p<0.05

Huntingdon Life Sciences 00-4207

TABLE 22 - P0 GENERATION

BASELINE GASOLINE VAPOR CONDENSATE:A TWO-GENERATION WHOLE-BODY
INHALATION REPRODUCTION TOXICITY STUDY IN RATS

SUMMARY OF ORGAN WEIGHT TO BODY WEIGHT RATIO

FEMALES

DOSE GROUP		I	II	III	IV
DOSE LEVEL (MG/M3)		0	2,000	10,000	20,000
LIVER Ratio	MEAN	0.0436	0.0446	0.0468	0.0470
	S.D.	.00519	.00586	.00578	.00597
	N	24	25	23	24
LUNGS Ratio	MEAN	0.0060	0.0062	0.0058	0.0067
	S.D.	.00152	.00165	.00114	.00152
	N	24	25	23	24
PITUITARY Ratio	MEAN	0.0001	0.0001	0.0001	0.0001
	S.D.	.00001	.00015	.00001	.00001
	N	24	25	22	24
SPLEEN Ratio	MEAN	0.0020	0.0021	0.0019	0.0020
	S.D.	.00035	.00037	.00027	.00032
	N	24	25	23	24

No statistically significant differences

Huntingdon Life Sciences 00-4207

TABLE 22 - P0 GENERATION

BASELINE GASOLINE VAPOR CONDENSATE:A TWO-GENERATION WHOLE-BODY
INHALATION REPRODUCTION TOXICITY STUDY IN RATS

SUMMARY OF ORGAN WEIGHT TO BRAIN WEIGHT RATIO

MALES

DOSE GROUP		I	II	III	IV
DOSE LEVEL (MG/M3)		0	2,000	10,000	20,000
TESTES Ratio	MEAN	1.6454	1.5978	1.7388	1.6487
	S.D.	.11576	.22175	.53089	.10816
	N	26	26	26	26
TESTIS - RIGHT Ratio	MEAN	0.8204	0.8017	0.8650	0.8252
	S.D.	.05848	.11570	.25365	.05814
	N	26	26	26	26
TESTIS - LEFT Ratio	MEAN	0.8249	0.7963	0.8752	0.8257
	S.D.	.05971	.10811	.27974	.05459
	N	26	26	26	26
EPIDIDYMIDES Ratio	MEAN	0.7180	0.7043	0.7222	0.7125
	S.D.	.05197	.08800	.06188	.08453
	N	26	26	26	26
EPIDIDYMIS RIGHT Ratio	MEAN	0.3630	0.3566	0.3669	0.3571
	S.D.	.02963	.04550	.03666	.04686
	N	26	26	26	26
EPIDIDYMIS LEFT Ratio	MEAN	0.3539	0.3464	0.3541	0.3543
	S.D.	.02556	.04337	.02982	.03821
	N	26	26	26	26
PROSTATE Ratio	MEAN	0.4960	0.5452	0.5695*	0.5049
	S.D.	.10375	.10205	.09024	.12582
	N	26	26	26	26
SEM.VES & CO.GL. Ratio	MEAN	0.9195	0.8984	0.8471	0.9578
	S.D.	.18424	.23097	.16903	.19982
	N	26	26	26	26

Statistical key: * = p<0.05

Huntingdon Life Sciences 00-4207

TABLE 22 - P0 GENERATION

BASELINE GASOLINE VAPOR CONDENSATE:A TWO-GENERATION WHOLE-BODY
INHALATION REPRODUCTION TOXICITY STUDY IN RATS

SUMMARY OF ORGAN WEIGHT TO BRAIN WEIGHT RATIO

MALES

DOSE GROUP		I	II	III	IV
DOSE LEVEL (MG/M3)		0	2,000	10,000	20,000
ADRENALS Ratio	MEAN	0.0274	0.0265	0.0288	0.0273
	S.D.	.00534	.00313	.00306	.00401
	N	26	26	26	26
KIDNEYS Ratio	MEAN	1.9162	1.9265	2.0833**	2.1232**
	S.D.	.16699	.19989	.17362	.20142
	N	26	26	26	26
LIVER Ratio	MEAN	8.0401	7.8094	8.3450	8.1524
	S.D.	1.1770	1.3206	1.0607	1.1328
	N	26	26	26	26
LUNGS Ratio	MEAN	0.9131	0.8665	0.9276	0.8989
	S.D.	.11887	.07839	.08065	.12308
	N	26	26	26	26
PITUITARY Ratio	MEAN	0.0060	0.0058	0.0058	0.0060
	S.D.	.00064	.00118	.00095	.00115
	N	26	26	26	26
SPLEEN Ratio	MEAN	0.3617	0.3500	0.3515	0.3417
	S.D.	.04209	.05074	.04182	.05202
	N	26	26	26	26

Statistical key: ** = p<0.01

Huntingdon Life Sciences 00-4207

TABLE 22 - P0 GENERATION

BASELINE GASOLINE VAPOR CONDENSATE:A TWO-GENERATION WHOLE-BODY
INHALATION REPRODUCTION TOXICITY STUDY IN RATS

SUMMARY OF ORGAN WEIGHT TO BRAIN WEIGHT RATIO

FEMALES

DOSE GROUP		I	II	III	IV
DOSE LEVEL (MG/M3)		0	2,000	10,000	20,000
OVARIES Ratio	MEAN	0.0728	0.0610	0.0564	0.0582
	S.D.	.07576	.01478	.00855	.00696
	N	24	25	23	24
OVARY RIGHT Ratio	MEAN	0.0269	0.0284	0.0277	0.0277
	S.D.	.00517	.00735	.00506	.00504
	N	24	25	23	24
OVARY LEFT Ratio	MEAN	0.0450	0.0312	0.0297	0.0296
	S.D.	.07546	.01091	.00939	.00485
	N	24	25	23	24
UTERUS/OVIDUCTS Ratio	MEAN	0.3369	0.3588	0.3178	0.3545
	S.D.	.09944	.11311	.09554	.09889
	N	24	25	23	24
ADRENALS Ratio	MEAN	0.0391	0.0402	0.0389	0.0386
	S.D.	.00590	.00789	.00503	.00842
	N	24	25	23	24
KIDNEYS Ratio	MEAN	1.3579	1.3780	1.3779	1.4965**
	S.D.	.11498	.16343	.12811	.20575
	N	24	25	23	24
LIVER Ratio	MEAN	6.3696	6.5567	6.8822	6.7146
	S.D.	1.2062	1.2216	1.1481	1.3080
	N	24	25	23	24
LUNGS Ratio	MEAN	0.8569	0.8971	0.8321	0.9391
	S.D.	.14291	.19445	.09555	.17469
	N	24	25	23	24

Statistical key: ** = p<0.01

Huntingdon Life Sciences 00-4207

TABLE 22 - P0 GENERATION

BASELINE GASOLINE VAPOR CONDENSATE:A TWO-GENERATION WHOLE-BODY
INHALATION REPRODUCTION TOXICITY STUDY IN RATS

SUMMARY OF ORGAN WEIGHT TO BRAIN WEIGHT RATIO

FEMALES

DOSE GROUP		I	II	III	IV
DOSE LEVEL (MG/M3)		0	2,000	10,000	20,000
PITUITARY Ratio	MEAN	0.0080	0.0130	0.0076	0.0079
	S.D.	.00132	.02345	.00152	.00138
	N	24	25	22	24
SPLEEN Ratio	MEAN	0.2910	0.3021	0.2797	0.2859
	S.D.	.03564	.05350	.03920	.04100
	N	24	25	23	24

No statistically significant differences

Huntingdon Life Sciences 00-4207B

TABLE 22 - F1 GENERATION

BASELINE GASOLINE VAPOR CONDENSATE: A TWO-GENERATION WHOLE-BODY
INHALATION REPRODUCTION TOXICITY STUDY IN RATS

SUMMARY OF ABSOLUTE ORGAN WEIGHTS

MALES

DOSE GROUP		I	II	III	IV
DOSE LEVEL(MG/M3)		0	2,000	10,000	20,000
FINAL BODY WEIGHT g	MEAN	530	510	525	507
	S.D.	35.5	32.3	47.5	43.7
	N	25	24	26	25
ADRENALS g	MEAN	0.0602	0.0593	0.0582	0.0595
	S.D.	.01134	.00957	.00963	.00808
	N	25	24	26	25
BRAIN g	MEAN	2.1499	2.1405	2.1162	2.0914
	S.D.	.10001	.09810	.08445	.06504
	N	25	24	26	25
KIDNEYS g	MEAN	4.0690	3.9483	4.2915	4.4074*
	S.D.	.35024	.44657	.53689	.47122
	N	25	24	26	25
LIVER g	MEAN	18.947	17.602	19.630	18.757
	S.D.	2.2330	2.7263	2.7035	2.5624
	N	25	24	26	25
LUNGS g	MEAN	1.7820	1.7711	1.7142	1.7092
	S.D.	.15448	.26464	.21802	.20879
	N	25	24	26	25
PITUITARY g	MEAN	0.0118	0.0112	0.0107	0.0099
	S.D.	.00196	.00264	.00273	.00297
	N	25	24	26	25
SPLEEN g	MEAN	0.7638	0.7763	0.7520	0.7031
	S.D.	.10772	.14004	.12760	.10201
	N	25	24	26	25

Statistical key: * = $p<0.05$

Huntingdon Life Sciences 00-4207B

TABLE 22 - F1 GENERATION

BASELINE GASOLINE VAPOR CONDENSATE: A TWO-GENERATION WHOLE-BODY
INHALATION REPRODUCTION TOXICITY STUDY IN RATS

SUMMARY OF ABSOLUTE ORGAN WEIGHTS

MALES

DOSE GROUP DOSE LEVEL(MG/M3)		I 0	II 2,000	III 10,000	IV 20,000
EPIDIDYMIDES g	MEAN	1.4733	1.3954	1.4025	1.4065
	S.D.	.15920	.18368	.16991	.15023
	N	25	24	26	25
EPIDIDYMIS RIGHT g	MEAN	0.7452	0.6816	0.7132	0.7071
	S.D.	.09554	.11555	.08969	.08553
	N	25	24	26	25
EPIDIDYMIS LEFT g	MEAN	0.7254	0.7006	0.6878	0.6913
	S.D.	.08504	.08649	.10549	.07893
	N	25	24	26	25
PROSTATE g	MEAN	1.1398	1.0674	1.1473	0.9728*
	S.D.	.21553	.18393	.23367	.24650
	N	25	24	26	25
SEM.VES & CO.GL. g	MEAN	1.6476	1.5675	1.8020	1.8074
	S.D.	.37271	.46853	.44981	.38772
	N	25	24	26	25
TESTES g	MEAN	3.3821	3.2156	3.1841	3.2795
	S.D.	.22602	.35646	.29126	.22245
	N	25	24	26	25
TESTIS - RIGHT g	MEAN	1.6864	1.5783	1.5878	1.6344
	S.D.	.11864	.24088	.22594	.11179
	N	25	24	26	25
TESTIS - LEFT g	MEAN	1.6559	1.6283	1.5951	1.6387
	S.D.	.23525	.15292	.28882	.12496
	N	25	24	26	25

Statistical key: * = p<0.05

Huntingdon Life Sciences 00-4207B

TABLE 22 - F1 GENERATION

BASELINE GASOLINE VAPOR CONDENSATE: A TWO-GENERATION WHOLE-BODY
INHALATION REPRODUCTION TOXICITY STUDY IN RATS

SUMMARY OF ABSOLUTE ORGAN WEIGHTS

FEMALES

DOSE GROUP		I	II	III	IV
DOSE LEVEL(MG/M3)		0	2,000	10,000	20,000
FINAL BODY WEIGHT g	MEAN	304	308	304	295
	S.D.	23.1	22.1	25.0	25.5
	N	25	22	22	25
ADRENALS g	MEAN	0.0770	0.0768	0.0811	0.0799
	S.D.	.00926	.00828	.01295	.01437
	N	25	22	22	25
BRAIN g	MEAN	1.9908	2.0201	1.9911	1.9744
	S.D.	.11977	.07662	.09339	.08913
	N	25	22	22	25
KIDNEYS g	MEAN	2.6581	2.6075	2.7061	2.6743
	S.D.	.24502	.25262	.21190	.21798
	N	25	22	22	25
LIVER g	MEAN	14.339	14.565	14.976	14.214
	S.D.	1.9678	1.7882	1.8184	1.4769
	N	25	22	22	25
LUNGS g	MEAN	1.5233	1.4684	1.4636	1.4520
	S.D.	.15206	.11284	.13411	.16389
	N	25	22	22	25
PITUITARY g	MEAN	0.0164	0.0160	0.0151	0.0154
	S.D.	.00265	.00231	.00329	.00439
	N	25	22	22	25
SPLEEN g	MEAN	0.6098	0.5882	0.5872	0.5624
	S.D.	.09080	.07150	.08596	.05751
	N	25	22	22	25

No statistically significant differences

Huntingdon Life Sciences 00-4207B

TABLE 22 - F1 GENERATION

BASELINE GASOLINE VAPOR CONDENSATE: A TWO-GENERATION WHOLE-BODY
INHALATION REPRODUCTION TOXICITY STUDY IN RATS

SUMMARY OF ABSOLUTE ORGAN WEIGHTS

FEMALES

DOSE GROUP		I	II	III	IV
DOSE LEVEL(MG/M3)		0	2,000	10,000	20,000
UTERUS/OVIDUCTS g	MEAN	0.5634	0.6153	0.5653	0.6034
	S.D.	.13008	.20449	.14049	.15315
	N	25	22	22	25
OVARIES g	MEAN	0.1060	0.1074	0.1019	0.1055
	S.D.	.01438	.01488	.01439	.01861
	N	25	22	22	25
OVARY LEFT g	MEAN	0.0527	0.0509	0.0500	0.0523
	S.D.	.01031	.00951	.00887	.00790
	N	25	22	22	25
OVARY RIGHT g	MEAN	0.0516	0.0545	0.0499	0.0495
	S.D.	.00865	.00861	.00861	.01406
	N	25	22	22	25

No statistically significant differences

Huntingdon Life Sciences 00-4207B

TABLE 22 - F1 GENERATION

BASELINE GASOLINE VAPOR CONDENSATE: A TWO-GENERATION WHOLE-BODY
INHALATION REPRODUCTION TOXICITY STUDY IN RATS

SUMMARY OF ORGAN WEIGHT TO BODY WEIGHT RATIO

MALES

DOSE GROUP		I	II	III	IV
DOSE LEVEL(MG/M3)		0	2,000	10,000	20,000
FINAL BODY WEIGHT g	MEAN	530	510	525	507
	S.D.	35.5	32.3	47.5	43.7
	N	25	24	26	25
ADRENALS Ratio	MEAN	0.0001	0.0001	0.0001	0.0001
	S.D.	.00002	.00002	.00002	.00002
	N	25	24	26	25
BRAIN Ratio	MEAN	0.0041	0.0042	0.0041	0.0041
	S.D.	.00026	.00026	.00034	.00032
	N	25	24	26	25
KIDNEYS Ratio	MEAN	0.0077	0.0077	0.0082*	0.0087**
	S.D.	.00056	.00072	.00082	.00082
	N	25	24	26	25
LIVER Ratio	MEAN	0.0357	0.0344	0.0373	0.0370
	S.D.	.00322	.00402	.00335	.00415
	N	25	24	26	25
LUNGS Ratio	MEAN	0.0034	0.0035	0.0033	0.0034
	S.D.	.00023	.00054	.00036	.00032
	N	25	24	26	25
PITUITARY Ratio	MEAN	0.0000	0.0000	0.0000	0.0000
	S.D.	.00000	.00000	.00000	.00000
	N	25	24	26	25
SPLEEN Ratio	MEAN	0.0014	0.0015	0.0014	0.0014
	S.D.	.00022	.00032	.00021	.00018
	N	25	24	26	25

Statistical key: * = p<0.05 ** = p<0.01

Huntingdon Life Sciences 00-4207B

TABLE 22 - F1 GENERATION

BASELINE GASOLINE VAPOR CONDENSATE: A TWO-GENERATION WHOLE-BODY
INHALATION REPRODUCTION TOXICITY STUDY IN RATS

SUMMARY OF ORGAN WEIGHT TO BODY WEIGHT RATIO

MALES

DOSE GROUP		I	II	III	IV
DOSE LEVEL(MG/M3)		0	2,000	10,000	20,000
EPIDIDYMIDES Ratio	MEAN	0.0028	0.0027	0.0027	0.0028
	S.D.	.00030	.00040	.00033	.00030
	N	25	24	26	25
EPIDIDYMIS RIGHT Ratio	MEAN	0.0014	0.0013	0.0014	0.0014
	S.D.	.00018	.00025	.00018	.00018
	N	25	24	26	25
EPIDIDYMIS LEFT Ratio	MEAN	0.0014	0.0014	0.0013	0.0014
	S.D.	.00015	.00018	.00020	.00015
	N	25	24	26	25
PROSTATE Ratio	MEAN	0.0022	0.0021	0.0022	0.0019
	S.D.	.00039	.00035	.00050	.00052
	N	25	24	26	25
SEM.VES & CO.GL. Ratio	MEAN	0.0031	0.0031	0.0034	0.0036
	S.D.	.00067	.00090	.00083	.00075
	N	25	24	26	25
TESTES Ratio	MEAN	0.0064	0.0063	0.0061	0.0065
	S.D.	.00059	.00078	.00072	.00061
	N	25	24	26	25
TESTIS - RIGHT Ratio	MEAN	0.0032	0.0031	0.0030	0.0032
	S.D.	.00030	.00051	.00046	.00032
	N	25	24	26	25
TESTIS - LEFT Ratio	MEAN	0.0031	0.0032	0.0031	0.0032
	S.D.	.00049	.00034	.00065	.00031
	N	25	24	26	25

No statistically significant differences

Huntingdon Life Sciences 00-4207B

TABLE 22 - F1 GENERATION

BASELINE GASOLINE VAPOR CONDENSATE: A TWO-GENERATION WHOLE-BODY
INHALATION REPRODUCTION TOXICITY STUDY IN RATS

SUMMARY OF ORGAN WEIGHT TO BODY WEIGHT RATIO

FEMALES

DOSE GROUP		I	II	III	IV
DOSE LEVEL(MG/M3)		0	2,000	10,000	20,000
FINAL BODY WEIGHT g	MEAN	304	308	304	295
	S.D.	23.1	22.1	25.0	25.5
	N	25	22	22	25
ADRENALS Ratio	MEAN	0.0003	0.0002	0.0003	0.0003
	S.D.	.00003	.00003	.00005	.00005
	N	25	22	22	25
BRAIN Ratio	MEAN	0.0066	0.0066	0.0066	0.0067
	S.D.	.00046	.00050	.00054	.00058
	N	25	22	22	25
KIDNEYS Ratio	MEAN	0.0088	0.0085	0.0089	0.0091
	S.D.	.00057	.00056	.00054	.00080
	N	25	22	22	25
LIVER Ratio	MEAN	0.0470	0.0472	0.0492	0.0482
	S.D.	.00424	.00419	.00342	.00324
	N	25	22	22	25
LUNGS Ratio	MEAN	0.0050	0.0048	0.0048	0.0049
	S.D.	.00029	.00036	.00032	.00066
	N	25	22	22	25
PITUITARY Ratio	MEAN	0.0001	0.0001	0.0000	0.0001
	S.D.	.00001	.00001	.00001	.00002
	N	25	22	22	25
SPLEEN Ratio	MEAN	0.0020	0.0019	0.0019	0.0019
	S.D.	.00024	.00018	.00031	.00026
	N	25	22	22	25

No statistically significant differences

Huntingdon Life Sciences 00-4207B

TABLE 22 - F1 GENERATION

BASELINE GASOLINE VAPOR CONDENSATE: A TWO-GENERATION WHOLE-BODY
INHALATION REPRODUCTION TOXICITY STUDY IN RATS

SUMMARY OF ORGAN WEIGHT TO BODY WEIGHT RATIO

FEMALES

DOSE GROUP		I	II	III	IV
DOSE LEVEL(MG/M3)		0	2,000	10,000	20,000
UTERUS/OVIDUCTS Ratio	MEAN	0.0019	0.0020	0.0019	0.0021
	S.D.	.00039	.00077	.00050	.00058
	N	25	22	22	25
OVARIES Ratio	MEAN	0.0004	0.0003	0.0003	0.0004
	S.D.	.00005	.00005	.00005	.00007
	N	25	22	22	25
OVARY LEFT Ratio	MEAN	0.0002	0.0002	0.0002	0.0002
	S.D.	.00003	.00003	.00003	.00003
	N	25	22	22	25
OVARY RIGHT Ratio	MEAN	0.0002	0.0002	0.0002	0.0002
	S.D.	.00003	.00003	.00003	.00005
	N	25	22	22	25

No statistically significant differences

Huntingdon Life Sciences 00-4207B

TABLE 22 - F1 GENERATION

BASELINE GASOLINE VAPOR CONDENSATE: A TWO-GENERATION WHOLE-BODY
INHALATION REPRODUCTION TOXICITY STUDY IN RATS

SUMMARY OF ORGAN WEIGHT TO BRAIN WEIGHT RATIO

MALES

DOSE GROUP DOSE LEVEL(MG/M3)		I 0	II 2,000	III 10,000	IV 20,000
ADRENALS Ratio	MEAN	0.0280	0.0277	0.0275	0.0285
	S.D.	.00505	.00443	.00439	.00381
	N	25	24	26	25
KIDNEYS Ratio	MEAN	1.8928	1.8452	2.0264*	2.1078**
	S.D.	.13937	.19566	.22511	.22026
	N	25	24	26	25
LIVER Ratio	MEAN	8.8224	8.2251	9.2644	8.9672
	S.D.	1.0374	1.2464	1.1451	1.1851
	N	25	24	26	25
LUNGS Ratio	MEAN	0.8294	0.8288	0.8094	0.8170
	S.D.	.06773	.13051	.09162	.09479
	N	25	24	26	25
PITUITARY Ratio	MEAN	0.0055	0.0052	0.0050	0.0047
	S.D.	.00085	.00109	.00127	.00138
	N	25	24	26	25
SPLEEN Ratio	MEAN	0.3554	0.3631	0.3550	0.3367
	S.D.	.04980	.06713	.05708	.05099
	N	25	24	26	25
EPIDIDYMIDES Ratio	MEAN	0.6861	0.6523	0.6624	0.6730
	S.D.	.07472	.08368	.07523	.07445
	N	25	24	26	25
EPIDIDYMIS RIGHT Ratio	MEAN	0.3468	0.3189	0.3368	0.3383
	S.D.	.04246	.05554	.04025	.04167
	N	25	24	26	25

Statistical key: * = p<0.05 ** = p<0.01

Huntingdon Life Sciences 00-4207B

TABLE 22 - F1 GENERATION

BASELINE GASOLINE VAPOR CONDENSATE: A TWO-GENERATION WHOLE-BODY
INHALATION REPRODUCTION TOXICITY STUDY IN RATS

SUMMARY OF ORGAN WEIGHT TO BRAIN WEIGHT RATIO

MALES

DOSE GROUP		I	II	III	IV
DOSE LEVEL(MG/M3)		0	2,000	10,000	20,000
EPIDIDYMIS LEFT Ratio	MEAN	0.3380	0.3272	0.3249	0.3308
	S.D.	.04154	.03670	.04758	.03943
	N	25	24	26	25
PROSTATE Ratio	MEAN	0.5292	0.5000	0.5415	0.4664
	S.D.	.09155	.09279	.10462	.12231
	N	25	24	26	25
SEM.VES & CO.GL. Ratio	MEAN	0.7641	0.7326	0.8513	0.8639
	S.D.	.16118	.21878	.20853	.18217
	N	25	24	26	25
TESTES Ratio	MEAN	1.5756	1.5042	1.5070	1.5694
	S.D.	.11808	.17160	.15040	.11317
	N	25	24	26	25
TESTIS - RIGHT Ratio	MEAN	0.7855	0.7384	0.7494	0.7822
	S.D.	.05855	.11530	.10338	.05753
	N	25	24	26	25
TESTIS - LEFT Ratio	MEAN	0.7736	0.7617	0.7572	0.7842
	S.D.	.11831	.07450	.15341	.06212
	N	25	24	26	25

No statistically significant differences

Huntingdon Life Sciences 00-4207B

TABLE 22 - F1 GENERATION

BASELINE GASOLINE VAPOR CONDENSATE: A TWO-GENERATION WHOLE-BODY
INHALATION REPRODUCTION TOXICITY STUDY IN RATS

SUMMARY OF ORGAN WEIGHT TO BRAIN WEIGHT RATIO

FEMALES

DOSE GROUP		I	II	III	IV
DOSE LEVEL(MG/M3)		0	2,000	10,000	20,000
ADRENALS Ratio	MEAN	0.0388	0.0381	0.0406	0.0404
	S.D.	.00501	.00430	.00576	.00680
	N	25	22	22	25
KIDNEYS Ratio	MEAN	1.3357	1.2910	1.3601	1.3551
	S.D.	.10128	.11530	.09992	.10001
	N	25	22	22	25
LIVER Ratio	MEAN	7.2042	7.2146	7.5234	7.2091
	S.D.	.92565	.89080	.84341	.77057
	N	25	22	22	25
LUNGS Ratio	MEAN	0.7652	0.7275	0.7353	0.7353
	S.D.	.06210	.05761	.05974	.07313
	N	25	22	22	25
PITUITARY Ratio	MEAN	0.0083	0.0079	0.0075	0.0078
	S.D.	.00138	.00113	.00140	.00216
	N	25	22	22	25
SPLEEN Ratio	MEAN	0.3070	0.2910	0.2950	0.2852
	S.D.	.04764	.03228	.04117	.03006
	N	25	22	22	25
UTERUS/OVIDUCTS Ratio	MEAN	0.2832	0.3066	0.2853	0.3063
	S.D.	.06419	.10930	.07493	.07899
	N	25	22	22	25
OVARIES Ratio	MEAN	0.0534	0.0533	0.0511	0.0534
	S.D.	.00729	.00826	.00630	.00868
	N	25	22	22	25

No statistically significant differences

Huntingdon Life Sciences 00-4207B

TABLE 22 - F1 GENERATION

BASELINE GASOLINE VAPOR CONDENSATE: A TWO-GENERATION WHOLE-BODY
INHALATION REPRODUCTION TOXICITY STUDY IN RATS

SUMMARY OF ORGAN WEIGHT TO BRAIN WEIGHT RATIO

FEMALES

DOSE GROUP		I	II	III	IV
DOSE LEVEL(MG/M3)		0	2,000	10,000	20,000
OVARY LEFT Ratio	MEAN	0.0265	0.0253	0.0251	0.0265
	S.D.	.00506	.00492	.00415	.00381
	N	25	22	22	25
OVARY RIGHT Ratio	MEAN	0.0260	0.0271	0.0250	0.0251
	S.D.	.00443	.00477	.00397	.00680
	N	25	22	22	25

No statistically significant differences

	Mean Pup Organ Weights Preface	Table 23

Table of Contents

F_1 Generation Absolute Organ Weights 193
% Organ to Body Weight Ratios 194
% Organ to Brain Weight Ratios 195
Brain Measurements 196

F2 Generation Absolute Organ Weights 198
% Organ to Body Weight Ratios 199
% Organ to Brain Weight Ratios 200

Key to Abbreviations:

g	=	Grams
kg	=	Kilograms
wt.	=	Weight
observ.	=	Observed
Thyroid/Para	=	Thyroid/parathyroids

Corresponding exposure levels for each group were as follows:

Group 1	-	0 mg/m^3
Group 2	-	2000 mg/m^3
Group 3	-	10000 mg/m^3
Group 4	-	20000 mg/m^3

Huntingdon Life Sciences 00-4207

TABLE 23 - F1 GENERATION

BASELINE GASOLINE VAPOR CONDENSATE:A TWO-GENERATION WHOLE-BODY
INHALATION REPRODUCTION TOXICITY STUDY IN RATS

SUMMARY OF PUP ORGAN WEIGHT DATA
PUP ORGAN WEIGHTS IN GRAMS

DOSE GROUP		I	II	III	IV
DOSE LEVEL (MG/M3)		0	2,000	10,000	20,000
BRAIN	MEAN	1.5521	1.5626	1.5435	1.5332
	S.D.	.13428	.11052	.06161	.06604
	N	24	25	23	24
of Male Pups	MEAN	1.5939	1.5949	1.5700	1.5682
	S.D.	.15716	.12972	.08318	.07175
	N	23	24	23	22
of Female Pups	MEAN	1.5015	1.5318	1.5170	1.5078
	S.D.	.11913	.10961	.05237	.06862
	N	23	25	23	24
SPLEEN	MEAN	0.2630	0.2406	0.2336	0.2316*
	S.D.	.04412	.03608	.04487	.04521
	N	24	25	23	24
of Male Pups	MEAN	0.2792	0.2566	0.2472	0.2492
	S.D.	.04915	.04332	.05133	.05343
	N	23	24	23	22
of Female Pups	MEAN	0.2440	0.2238	0.2199	0.2146
	S.D.	.04725	.04262	.04479	.04416
	N	23	25	23	24
THYMUS	MEAN	0.3287	0.3324	0.2958	0.3127
	S.D.	.07973	.05320	.04523	.04720
	N	24	25	23	24
of Male Pups	MEAN	0.3238	0.3323	0.2906	0.3238
	S.D.	.07879	.05359	.03306	.05005
	N	23	24	23	22
of Female Pups	MEAN	0.3253	0.3317	0.3011	0.3076
	S.D.	.08838	.06588	.06417	.05496
	N	23	25	23	24

Statistical key: * = p<0.05

Huntingdon Life Sciences 00-4207

TABLE 23 - F1 GENERATION

BASELINE GASOLINE VAPOR CONDENSATE:A TWO-GENERATION WHOLE-BODY
INHALATION REPRODUCTION TOXICITY STUDY IN RATS

SUMMARY OF PUP ORGAN WEIGHT DATA
PUP ORGAN WEIGHT TO BODY WEIGHT RATIO

DOSE GROUP		I	II	III	IV
DOSE LEVEL (MG/M3)		0	2,000	10,000	20,000
BRAIN	MEAN	3.7857	3.9018	3.7772	3.9726
	S.D.	.42852	.36915	.41594	.31224
	N	24	25	23	24
of Male Pups	MEAN	3.8071	3.8778	3.7356	3.9553
	S.D.	.49937	.40161	.37438	.35197
	N	23	24	23	22
of Female Pups	MEAN	3.7322	3.9358	3.8189	3.9784
	S.D.	.41523	.40895	.49887	.35921
	N	23	25	23	24
SPLEEN	MEAN	0.6375	0.5990	0.5657	0.5960
	S.D.	.10086	.09423	.09542	.09908
	N	24	25	23	24
of Male Pups	MEAN	0.6645	0.6224	0.5840	0.6241
	S.D.	.11857	.10331	.10889	.11668
	N	23	24	23	22
of Female Pups	MEAN	0.6019	0.5747	0.5473	0.5631
	S.D.	.10102	.11081	.09708	.09913
	N	23	25	23	24
THYMUS	MEAN	0.7965	0.8277	0.7196	0.8061
	S.D.	.18281	.12853	.10791	.10625
	N	24	25	23	24
of Male Pups	MEAN	0.7652	0.8083	0.6915	0.8125
	S.D.	.16419	.14523	.10150	.11157
	N	23	24	23	22
of Female Pups	MEAN	0.8041	0.8465	0.7476	0.8081
	S.D.	.20806	.14709	.13305	.13248
	N	23	25	23	24

No statistically significant differences

Huntingdon Life Sciences 00-4207

TABLE 23 - F1 GENERATION

BASELINE GASOLINE VAPOR CONDENSATE:A TWO-GENERATION WHOLE-BODY
INHALATION REPRODUCTION TOXICITY STUDY IN RATS

SUMMARY OF PUP ORGAN WEIGHTS (GRAMS)
PUP ORGAN WEIGHT TO BRAIN WEIGHT RATIO

DOSE GROUP		I	II	III	IV
DOSE LEVEL (MG/M3)		0	2,000	10,000	20,000
SPLEEN	MEAN	17.019	15.395	15.108*	15.081*
	S.D.	3.1091	2.1622	2.7504	2.7185
	N	24	25	23	24
of Male Pups	MEAN	17.589	16.093	15.726	15.864
	S.D.	3.0308	2.4654	3.0528	3.1723
	N	23	24	23	22
of Female Pups	MEAN	16.388	14.631	14.490	14.221
	S.D.	3.7129	2.6954	2.8842	2.7107
	N	23	25	23	24
THYMUS	MEAN	21.361	21.277	19.165	20.363
	S.D.	5.5984	3.0078	2.7909	2.6299
	N	24	25	23	24
of Male Pups	MEAN	20.489	20.849	18.524	20.638
	S.D.	5.4857	2.9705	2.0611	2.9806
	N	23	24	23	22
of Female Pups	MEAN	21.854	21.630	19.807	20.367
	S.D.	6.6830	3.8235	3.9661	3.2342
	N	23	25	23	24

Statistical key: * = p<0.05

		Brain (g)	Brain length (cm)	Brain width (cm)
Group 1	0 mg/m3			
Mean		1.2948	1.9	1.5
S.D.		0.1250	0.1	0.1
N		5	5	5
Group 2	2000 mg/m3			
Mean		1.3785	1.9	1.5
S.D.		0.0624	0.1	0.0
N		5	5	5
Group 3	10000 mg/m3			
Mean		1.4442	1.9	1.5
S.D.		0.1021	0.1	0.1
N		5	5	5
Group 4	20000 mg/m3			
Mean		1.3213	1.9	1.4
S.D.		0.0765	0.1	0.1
N		5	5	5

No statistically significant differences

		Brain (g)	Brain length (cm)	Brain width (cm)
Group 1	0 mg/m3			
Mean		1.3440	1.9	1.5
S.D.		0.0580	0.1	0.0
N		5	5	5
Group 2	2000 mg/m3			
Mean		1.4715	1.9	1.5
S.D.		0.1401	0.1	0.0
N		5	5	5
Group 3	10000 mg/m3			
Mean		1.3963	1.9	1.5
S.D.		0.1329	0.0	0.1
N		5	5	5
Group 4	20000 mg/m3			
Mean		1.3022	1.9	1.4
S.D.		0.0346	0.0	0.1
N		5	5	5

No statistically significant differences

Huntingdon Life Sciences 00-4207B

TABLE 23 - F2 GENERATION

BASELINE GASOLINE VAPOR CONDENSATE: A TWO-GENERATION WHOLE-BODY
INHALATION REPRODUCTION TOXICITY STUDY IN RATS

SUMMARY OF PUP ORGAN WEIGHT DATA
PUP ORGAN WEIGHTS IN GRAMS

DOSE GROUP DOSE LEVEL(MG/M3)		I 0	II 2,000	III 10,000	IV 20,000
BRAIN	MEAN	1.5498	1.5492	1.5519	1.5877
	S.D.	.08892	.05138	.09534	.09939
	N	25	22	22	25
of Male Pups	MEAN	1.5655	1.5831	1.5845	1.6214
	S.D.	.10170	.05784	.10620	.10896
	N	25	22	22	24
of Female Pups	MEAN	1.5341	1.5153	1.5193	1.5640
	S.D.	.10134	.06770	.09555	.09622
	N	25	22	22	25
SPLEEN	MEAN	0.3133	0.3137	0.3050	0.3064
	S.D.	.04407	.05195	.04251	.05297
	N	25	22	22	25
of Male Pups	MEAN	0.3391	0.3400	0.3276	0.3346
	S.D.	.05165	.06530	.04586	.06201
	N	25	22	22	24
of Female Pups	MEAN	0.2875	0.2873	0.2823	0.2827
	S.D.	.04953	.05274	.04872	.05156
	N	25	22	22	25
THYMUS	MEAN	0.3355	0.3762*	0.3639	0.3613
	S.D.	.04875	.04410	.04627	.06000
	N	25	22	22	25
of Male Pups	MEAN	0.3339	0.3798	0.3703	0.3574
	S.D.	.04941	.05223	.06639	.07271
	N	25	22	22	24
of Female Pups	MEAN	0.3372	0.3726	0.3576	0.3701
	S.D.	.06289	.05315	.05287	.06243
	N	25	22	22	25

Statistical key: * = $p<0.05$

Huntingdon Life Sciences 00-4207B

TABLE 23 - F2 GENERATION

BASELINE GASOLINE VAPOR CONDENSATE: A TWO-GENERATION WHOLE-BODY
INHALATION REPRODUCTION TOXICITY STUDY IN RATS

SUMMARY OF PUP ORGAN WEIGHT DATA
PUP ORGAN WEIGHT TO BODY WEIGHT RATIO

DOSE GROUP DOSE LEVEL(MG/M3)		I 0	II 2,000	III 10,000	IV 20,000
BRAIN	MEAN	4.0384	3.7257	3.7769	3.9165
	S.D.	.60196	.44388	.36587	.48082
	N	25	22	22	25
of Male Pups	MEAN	3.9974	3.6945	3.7595	3.8818
	S.D.	.59370	.45429	.45885	.51230
	N	25	22	22	24
of Female Pups	MEAN	4.0794	3.7569	3.7944	3.9171
	S.D.	.65741	.47868	.35580	.55982
	N	25	22	22	25
SPLEEN	MEAN	0.8099	0.7442	0.7371	0.7473
	S.D.	.12565	.09811	.08966	.11662
	N	25	22	22	25
of Male Pups	MEAN	0.8626	0.7828	0.7718	0.7941
	S.D.	.15111	.11275	.09174	.14441
	N	25	22	22	24
of Female Pups	MEAN	0.7572	0.7056	0.7025	0.7015
	S.D.	.12515	.11688	.11181	.11884
	N	25	22	22	25
THYMUS	MEAN	0.8655	0.9013	0.8788	0.8819
	S.D.	.12808	.12195	.09162	.12818
	N	25	22	22	25
of Male Pups	MEAN	0.8469	0.8807	0.8700	0.8481
	S.D.	.14159	.11636	.13499	.16761
	N	25	22	22	24
of Female Pups	MEAN	0.8842	0.9219	0.8877	0.9174
	S.D.	.14286	.15197	.10471	.14560
	N	25	22	22	25

No statistically significant differences

Huntingdon Life Sciences 00-4207B

TABLE 23 - F2 GENERATION

BASELINE GASOLINE VAPOR CONDENSATE: A TWO-GENERATION WHOLE-BODY
INHALATION REPRODUCTION TOXICITY STUDY IN RATS

SUMMARY OF PUP ORGAN WEIGHTS (GRAMS)
PUP ORGAN WEIGHT TO BRAIN WEIGHT RATIO

DOSE GROUP		I	II	III	IV
DOSE LEVEL(MG/M3)		0	2,000	10,000	20,000
SPLEEN	MEAN	20.207	20.227	19.622	19.229
	S.D.	2.5568	3.3638	2.2666	2.7388
	N	25	22	22	25
of Male Pups	MEAN	21.684	21.501	20.677	20.579
	S.D.	3.1932	4.1221	2.5316	3.3192
	N	25	22	22	24
of Female Pups	MEAN	18.731	18.953	18.567	18.056
	S.D.	2.8939	3.3274	2.8197	2.9218
	N	25	22	22	25
THYMUS	MEAN	21.624	24.316**	23.432	22.708
	S.D.	2.7195	3.0776	2.4337	3.2055
	N	25	22	22	25
of Male Pups	MEAN	21.346	24.018*	23.370	21.977
	S.D.	3.0161	3.4664	3.8143	3.9931
	N	25	22	22	24
of Female Pups	MEAN	21.901	24.614	23.493	23.639
	S.D.	3.3388	3.6114	2.8224	3.5657
	N	25	22	22	25

Statistical key: * = p<0.05 ** = p<0.01

	Lesion Incidence Summary with Expanded Severity Levels Preface	Table 24

Key to Abbreviations

Gl	=	Gland
NAD	=	No abnormal diagnoses
Ctls	=	Controls (Group I)
Oviducts/Fallop	=	Oviducts and Fallopian Tubes

Corresponding exposure levels for each group were as follows:

Group 1 - 0 mg/m^3
Group 2 - 2000 mg/m^3
Group 3 - 10000 mg/m^3
Group 4 - 20000 mg/m^3

Baseline Gasoline Vapor Condensate: A Two-Generation Whole-Body
Inhalation Reproduction Toxicity Study in Rats
P0 Parental Animals
Incidence Summary of Microscopic Findings with Severity Levels

Controls from group(s): 1	Animal sex:	-- Animals Affected -- Males --				-- Females --			
	Dosage group:	Ctls	2	3	4	Ctls	2	3	4
Tissues With Diagnoses	No. in group:	26	26	26	26	26	26	26	26
Adrenal Glands ....Number examined:		10	1	0	10	10	0	0	10
CORTEX: MINERAL DEPOSIT(S)									
	Nad>	9	1	0	10	10	0	0	10
	Minimal>	1	0	0	0	0	0	0	0
....Total Incidence of Finding Observed:		1	0	0	0	0	0	0	0
HYPOPLASIA									
	Nad>	10	0	0	10	10	0	0	10
	Moderate>	0	1	0	0	0	0	0	0
....Total Incidence of Finding Observed:		0	1	0	0	0	0	0	0
Brain ....Number examined:		10	0	0	10	10	0	0	10
Coagulating Gl ....Number examined:		10	0	0	10				
Diaphragm ....Number examined:		1	0	0	0	0	0	0	0
Ear(s) ....Number examined:		0	0	0	0	0	1	1	0
AURICULAR CHONDROPATHY									
	Present>	0	0	0	0	0	1	1	0
....Total Incidence of Finding Observed:		0	0	0	0	0	1	1	0
Kidneys ....Number examined:		10	3	2	11	10	2	0	11
CORTEX/CORTICO-MEDULLARY JUNCTION: MINERAL DEPOSIT(S)									
	Nad>	10	3	2	11	9	2	0	11
	Minimal>	0	0	0	0	1	0	0	0
....Total Incidence of Finding Observed:		0	0	0	0	1	0	0	0
PELVIS: DILATED									
	Nad>	10	0	0	10	9	1	0	8
	Minimal>	0	2	0	1	1	0	0	0
	Slight>	0	0	1	0	0	1	0	3
	Moderate>	0	0	1	0	0	0	0	0
	Marked>	0	1	0	0	0	0	0	0
....Total Incidence of Finding Observed:		0	3	2	1	1	1	0	3

All Diagnoses; Phases: P2; Death types: All; Date of death range: 04-Aug-01 To 04-Sep-01

Baseline Gasoline Vapor Condensate: A Two-Generation Whole-Body
Inhalation Reproduction Toxicity Study in Rats
P0 Parental Animals
Incidence Summary of Microscopic Findings with Severity Levels

Controls from group(s): 1

Tissues With Diagnoses	Animal sex:	-- Animals Affected -- Males --				-- Females --			
	Dosage group:	Ctls	2	3	4	Ctls	2	3	4
	No. in group:	26	26	26	26	26	26	26	26
Kidneys .....Number examined:		10	3	2	11	10	2	0	11
CORTEX: INTERSTITIAL MONONUCLEAR CELL INFILTRATES									
	Nad>	9	3	2	4	9	2	0	10
	Minimal>	1	0	0	7	0	0	0	0
	Slight>	0	0	0	0	0	0	0	1
	Moderate>	0	0	0	0	1	0	0	0
.....Total Incidence of Finding Observed:		1	0	0	7	1	0	0	1
PURULENT/CHRONIC PURULENT INFLAMMATION/ ABSCESS(ES)/CHRONIC -ABSCESS(ES)									
	Nad>	10	3	2	11	9	2	0	11
	Moderate>	0	0	0	0	1	0	0	0
.....Total Incidence of Finding Observed:		0	0	0	0	1	0	0	0
CORTEX/CORTICO-MEDULLARY JUNCTION: TUBULE(S) DILATED									
	Nad>	10	3	2	9	10	2	0	11
	Minimal>	0	0	0	1	0	0	0	0
	Slight>	0	0	0	1	0	0	0	0
.....Total Incidence of Finding Observed:		0	0	0	2	0	0	0	0
CORTEX: CONVOLUTED TUBULAR EPITHELIUM-BASOPHILIC									
	Nad>	7	3	2	5	10	2	0	11
	Minimal>	3	0	0	4	0	0	0	0
	Slight>	0	0	0	2	0	0	0	0
.....Total Incidence of Finding Observed:		3	0	0	6	0	0	0	0
CORTEX: PROXIMAL CONVOLUTED TUBULAR -EPITHELIUM-EOSINOPHILIC/HYALINE GRANULES									
	Nad>	9	1	0	0	10	2	0	11
	Minimal>	1	2	1	0	0	0	0	0
	Slight>	0	0	1	11	0	0	0	0
.....Total Incidence of Finding Observed:		1	2	2	11	0	0	0	0

All Diagnoses; Phases: P2; Death types: All; Date of death range: 04-Aug-01 To 04-Sep-01

Baseline Gasoline Vapor Condensate: A Two-Generation Whole-Body
Inhalation Reproduction Toxicity Study in Rats
P0 Parental Animals
Incidence Summary of Microscopic Findings with Severity Levels

Controls from group(s): 1

Tissues With Diagnoses	Animal sex:	-- Males --				-- Females --			
	Dosage group:	Ctls	2	3	4	Ctls	2	3	4
	No. in group:	26	26	26	26	26	26	26	26
		-- Animals Affected --							
Kidneys .....Number examined:		10	3	2	11	10	2	0	11
CORTEX/CORTICO-MEDULLARY JUNCTION: TUBULAR LUMENS- GRANULAR -CASTS									
	Nad>	10	3	2	10	10	2	0	11
	Minimal>	0	0	0	1	0	0	0	0
.....Total Incidence of Finding Observed:		0	0	0	1	0	0	0	0
MEDULLARY TUBULES: LUMENAL EOSINOPHILIC MATERIAL									
	Nad>	9	3	1	11	10	2	0	11
	Minimal>	1	0	0	0	0	0	0	0
	Moderate>	0	0	1	0	0	0	0	0
.....Total Incidence of Finding Observed:		1	0	1	0	0	0	0	0
Left Epididymis .....Number examined:		0	0	0	1				
SPERM GRANULOMA									
	Present>	0	0	0	1				
.....Total Incidence of Finding Observed:		0	0	0	1				
Right Epididymis .....Number examined:		10	0	1	9				
Left Testis .....Number examined:		0	0	0	0				
Right Testis .....Number examined:		10	0	1	9				
SEMINIFEROUS TUBULES: DILATED									
	Nad>	10	0	0	9				
	Moderate>	0	0	1	0				
.....Total Incidence of Finding Observed:		0	0	1	0				
RETE TESTIS: DILATED									
	Nad>	10	0	0	9				
	Moderate>	0	0	1	0				
.....Total Incidence of Finding Observed:		0	0	1	0				

All Diagnoses; Phases: P2; Death types: All; Date of death range: 04-Aug-01 To 04-Sep-01

Baseline Gasoline Vapor Condensate: A Two-Generation Whole-Body
Inhalation Reproduction Toxicity Study in Rats
P0 Parental Animals
Incidence Summary of Microscopic Findings with Severity Levels

Controls from group(s): 1	Animal sex:	-- Animals Affected -- Males --				-- Females --			
	Dosage group:	Ctls	2	3	4	Ctls	2	3	4
Tissues With Diagnoses	No. in group:	26	26	26	26	26	26	26	26
Liver .....Number examined:		10	0	0	10	10	0	0	10
MONONUCLEAR CELL AGGREGATES									
	Nad>	7	0	0	5	8	0	0	6
	Minimal>	3	0	0	4	2	0	0	4
	Slight>	0	0	0	1	0	0	0	0
.....Total Incidence of Finding Observed:		3	0	0	5	2	0	0	4
HEPATOCELLULAR NECROSIS									
	Nad>	10	0	0	9	10	0	0	10
	Moderate>	0	0	0	1	0	0	0	0
.....Total Incidence of Finding Observed:		0	0	0	1	0	0	0	0
Lungs .....Number examined:		11	2	2	11	10	0	2	10
ALVEOLAR/INTRAALVEOLAR MACROPHAGES									
	Nad>	9	1	1	8	8	0	0	8
	Minimal>	2	1	1	2	2	0	2	2
	Slight>	0	0	0	1	0	0	0	0
.....Total Incidence of Finding Observed:		2	1	1	3	2	0	2	2
INTERSTITIUM: SUBACUTE/CHRONIC INFLAMMATION									
	Nad>	11	2	2	10	10	0	2	9
	Minimal>	0	0	0	1	0	0	0	1
.....Total Incidence of Finding Observed:		0	0	0	1	0	0	0	1
Mammary gland .....Number examined:		0	0	0	0	1	1	0	0
M-ADENOCARCINOMA									
	Incidental>	0	0	0	0	1	1	0	0
.....Total Incidence of Finding Observed:		0	0	0	0	1	1	0	0
Ovaries .....Number examined:						10	0	0	10
CYST(S)									
	Nad>					9	0	0	10
	Present>					1	0	0	0
.....Total Incidence of Finding Observed:						1	0	0	0
Oviducts/Fallop .....Number examined:						10	0	0	10

All Diagnoses; Phases: P2; Death types: All; Date of death range: 04-Aug-01 To 04-Sep-01

Baseline Gasoline Vapor Condensate: A Two-Generation Whole-Body
Inhalation Reproduction Toxicity Study in Rats
P0 Parental Animals
Incidence Summary of Microscopic Findings with Severity Levels

Controls from group(s): 1

Tissues With Diagnoses	Animal sex:	-- Males --				-- Females --			
	Dosage group:	Ctls	2	3	4	Ctls	2	3	4
	No. in group:	26	26	26	26	26	26	26	26
		-- Animals Affected --							
Pituitary gland	Number examined:	10	0	0	10	10	0	0	9
RATHKE'S POUCH: EOSINOPHILIC MATERIAL									
	Nad>	10	0	0	10	9	0	0	9
	Present>	0	0	0	0	1	0	0	0
Total Incidence of Finding	Observed:	0	0	0	0	1	0	0	0
PARS INTERMEDIA: CYST(S)									
	Nad>	9	0	0	10	10	0	0	9
	Present>	1	0	0	0	0	0	0	0
Total Incidence of Finding	Observed:	1	0	0	0	0	0	0	0
Prostate	Number examined:	10	0	0	10				
Seminal vesicles	Number examined:	10	0	1	11				
SECRETORY PRODUCT: DECREASED									
	Nad>	7	0	0	8				
	Minimal>	3	0	0	3				
	Moderate>	0	0	1	0				
Total Incidence of Finding	Observed:	3	0	1	3				
Skin	Number examined:	0	0	0	0	1	0	0	0
Spleen	Number examined:	10	0	1	11	10	0	0	10
Submandib/Max LN	Number examined:	0	0	0	0	0	0	1	0
PERIGLANDULAR SOFT TISSUE: HEMORRHAGE									
	Moderate>	0	0	0	0	0	0	1	0
Total Incidence of Finding	Observed:	0	0	0	0	0	0	1	0
Thymus	Number examined:	0	0	1	1	0	0	0	0
CONGESTION									
	Slight>	0	0	1	1	0	0	0	0
Total Incidence of Finding	Observed:	0	0	1	1	0	0	0	0

All Diagnoses; Phases: P2; Death types: All; Date of death range: 04-Aug-01 To 04-Sep-01

Baseline Gasoline Vapor Condensate: A Two-Generation Whole-Body
Inhalation Reproduction Toxicity Study in Rats
P0 Parental Animals
Incidence Summary of Microscopic Findings with Severity Levels

Controls from group(s): 1

Tissues With Diagnoses	Animal sex:	-- Males --				-- Females --			
	Dosage group:	Ctls	2	3	4	Ctls	2	3	4
	No. in group:	26	26	26	26	26	26	26	26
		-- Animals Affected --							
Uterus	Number examined:					10	0	0	10
MURAL HISTIOCYTIC INFILTRATE									
	Nad>					7	0	0	5
	Minimal>					0	0	0	1
	Slight>					3	0	0	4
.....Total Incidence of Finding Observed:						3	0	0	5
LUMEN: DILATED									
	Nad>					9	0	0	10
	Slight>					1	0	0	0
.....Total Incidence of Finding Observed:						1	0	0	0
Vagina	Number examined:					10	0	0	9

All Diagnoses; Phases: P2; Death types: All; Date of death range: 04-Aug-01 To 04-Sep-01

Baseline Gasoline Vapor Condensate: A Two-Generation Whole-Body
Inhalation Reproduction Toxicity Study in Rats
F1 Parental Animals
Incidence Summary of Microscopic Findings with Severity Levels

Controls from group(s): 1	Animal sex:	-- Males --				-- Females --			
	Dosage group:	Ctls	2	3	4	Ctls	2	3	4
Tissues With Diagnoses	No. in group:	26	26	26	26	26	26	26	26
Adrenal Glands ....Number examined:		10	0	0	10	10	0	0	11
INFARCT									
	Nad>	10	0	0	10	10	0	0	10
	Severe>	0	0	0	0	0	0	0	1
....Total Incidence of Finding Observed:		0	0	0	0	0	0	0	1
Brain ....Number examined:		10	0	0	10	10	0	0	10
FACIAL NERVE TRACT: VACUOLATION AND MICROGLIOSIS									
	Nad>	10	0	0	9	10	0	0	10
	Moderate>	0	0	0	1	0	0	0	0
....Total Incidence of Finding Observed:		0	0	0	1	0	0	0	0
TRAPEZOID BODY: VACUOLATION AND MICROGLIOSIS									
	Nad>	10	0	0	9	10	0	0	10
	Moderate>	0	0	0	1	0	0	0	0
....Total Incidence of Finding Observed:		0	0	0	1	0	0	0	0
Coagulating Gl ....Number examined:		10	0	0	10				
Ear(s) ....Number examined:		0	0	0	0	0	1	0	0
AURICULAR CHONDROPATHY									
	Present>	0	0	0	0	0	1	0	0
....Total Incidence of Finding Observed:		0	0	0	0	0	1	0	0
Extremity ....Number examined:		0	0	1	0	0	1	0	0
SOFT TISSUE: EDEMA									
	Nad>	0	0	1	0	0	0	0	0
	Moderate>	0	0	0	0	0	1	0	0
....Total Incidence of Finding Observed:		0	0	0	0	0	1	0	0
SOFT TISSUE: MONONUCLEAR CELL INFILTRATE									
	Nad>	0	0	1	0	0	0	0	0
	Slight>	0	0	0	0	0	1	0	0
....Total Incidence of Finding Observed:		0	0	0	0	0	1	0	0

All Diagnoses; Phases: P2; Death types: All; Date of death range: 30-Sep-01 To 16-Jan-02

Baseline Gasoline Vapor Condensate: A Two-Generation Whole-Body
Inhalation Reproduction Toxicity Study in Rats
F1 Parental Animals
Incidence Summary of Microscopic Findings with Severity Levels

Controls from group(s): 1	Animal sex:	-- Animals Affected -- Males --				-- Females --			
	Dosage group:	Ctls	2	3	4	Ctls	2	3	4
Tissues With Diagnoses	No. in group:	26	26	26	26	26	26	26	26
Extremity .....Number examined:		0	0	1	0	0	1	0	0
PERIOSTEAL NEW BONE FORMATION									
	Nad>	0	0	1	0	0	0	0	0
	Minimal>	0	0	0	0	0	1	0	0
.....Total Incidence of Finding Observed:		0	0	0	0	0	1	0	0
EPIDERMIS: SEROCELLULAR CRUST									
	Nad>	0	0	1	0	0	0	0	0
	Slight>	0	0	0	0	0	1	0	0
.....Total Incidence of Finding Observed:		0	0	0	0	0	1	0	0
Kidneys .....Number examined:		10	0	2	10	10	0	0	10
CORTEX/CORTICO-MEDULLARY JUNCTION: MINERAL DEPOSIT(S)									
	Nad>	10	0	2	10	9	0	0	7
	Minimal>	0	0	0	0	1	0	0	3
.....Total Incidence of Finding Observed:		0	0	0	0	1	0	0	3
CORTEX: INTERSTITAL MONONUCLEAR CELL INFILTRATES									
	Nad>	7	0	0	2	9	0	0	9
	Minimal>	3	0	0	8	1	0	0	1
	Slight>	0	0	2	0	0	0	0	0
.....Total Incidence of Finding Observed:		3	0	2	8	1	0	0	1
CORTEX: CONVOLUTED TUBULAR EPITHELIUM-BASOPHILIC									
	Nad>	8	0	0	1	10	0	0	9
	Minimal>	2	0	2	5	0	0	0	1
	Slight>	0	0	0	4	0	0	0	0
.....Total Incidence of Finding Observed:		2	0	2	9	0	0	0	1
CORTEX/CORTICO-MEDULLARY JUNCTION: TUBULAR LUMENS- GRANULAR -CASTS									
	Nad>	10	0	2	8	10	0	0	10
	Minimal>	0	0	0	1	0	0	0	0
	Slight>	0	0	0	1	0	0	0	0
.....Total Incidence of Finding Observed:		0	0	0	2	0	0	0	0

All Diagnoses; Phases: P2; Death types: All; Date of death range: 30-Sep-01 To 16-Jan-02

Baseline Gasoline Vapor Condensate: A Two-Generation Whole-Body
Inhalation Reproduction Toxicity Study in Rats
F1 Parental Animals
Incidence Summary of Microscopic Findings with Severity Levels

Controls from group(s): 1	Animal sex:	-- Males --				-- Females --			
	Dosage group:	Ctls	2	3	4	Ctls	2	3	4
Tissues With Diagnoses	No. in group:	26	26	26	26	26	26	26	26
Kidneys .....Number examined:		10	0	2	10	10	0	0	10
MEDULLARY TUBULES: LUMENAL EOSINOPHILIC MATERIAL									
	Nad>	10	0	2	10	10	0	0	10
.....Total Incidence of Finding Observed:		0	0	0	0	0	0	0	0
CORTEX: PROXIMAL CONVOLUTED TUBULAR -EPITHELIUM-EOSINOPHILIC/HYALINE GRANULES									
	Nad>	10	0	2	0	10	0	0	10
	Slight>	0	0	0	10	0	0	0	0
.....Total Incidence of Finding Observed:		0	0	0	10	0	0	0	0
Left Epididymis .....Number examined:		0	0	2	0	0	0	0	0
ASPERMIA									
	Nad>	0	0	1	0	0	0	0	0
	Present>	0	0	1	0	0	0	0	0
.....Total Incidence of Finding Observed:		0	0	1	0	0	0	0	0
CRIBRIFORM CHANGE									
	Nad>	0	0	1	0	0	0	0	0
	Minimal>	0	0	1	0	0	0	0	0
.....Total Incidence of Finding Observed:		0	0	1	0	0	0	0	0
Right Epididymis .....Number examined:		10	1	0	10				
ASPERMIA									
	Nad>	10	0	0	10				
	Present>	0	1	0	0				
.....Total Incidence of Finding Observed:		0	1	0	0				
CAUDA: TUBULAR EPITHELIAL MACROVESICULATION (CRIBRIFORM -CHANGE)									
	Nad>	10	0	0	10				
	Slight>	0	1	0	0				
.....Total Incidence of Finding Observed:		0	1	0	0				

All Diagnoses; Phases: P2; Death types: All; Date of death range: 30-Sep-01 To 16-Jan-02

Baseline Gasoline Vapor Condensate: A Two-Generation Whole-Body
Inhalation Reproduction Toxicity Study in Rats
F1 Parental Animals
Incidence Summary of Microscopic Findings with Severity Levels

Controls from group(s): 1

Tissues With Diagnoses	Animal sex:	-- Males --				-- Females --			
	Dosage group:	Ctls	2	3	4	Ctls	2	3	4
	No. in group:	26	26	26	26	26	26	26	26
Left Testis	Number examined:	0	0	1	0				
GERMINAL EPITHELIUM: DEGENERATION/ATROPHY									
	Severe>	0	0	1	0				
Total Incidence of Finding Observed:		0	0	1	0				
Right Testis	Number examined:	10	1	1	10				
GERMINAL EPITHELIUM: DEGENERATION/ATROPHY									
	Nad>	10	0	0	10				
	Marked>	0	0	1	0				
	Severe>	0	1	0	0				
Total Incidence of Finding Observed:		0	1	1	0				
Liver	Number examined:	10	1	1	11	10	0	0	10
MONONUCLEAR CELL AGGREGATES									
	Nad>	5	1	1	7	5	0	0	9
	Minimal>	5	0	0	4	5	0	0	1
Total Incidence of Finding Observed:		5	0	0	4	5	0	0	1
HEPATOCELLULAR NECROSIS									
	Nad>	10	0	1	9	10	0	0	10
	Slight>	0	1	0	0	0	0	0	0
	Moderate>	0	0	0	1	0	0	0	0
	Severe>	0	0	0	1	0	0	0	0
Total Incidence of Finding Observed:		0	1	0	2	0	0	0	0
CONGESTION									
	Nad>	10	0	1	11	10	0	0	10
	Slight>	0	1	0	0	0	0	0	0
Total Incidence of Finding Observed:		0	1	0	0	0	0	0	0
CAPSULAR FIBROSIS									
	Nad>	10	0	1	10	10	0	0	10
	Slight>	0	1	0	0	0	0	0	0
	Marked>	0	0	0	1	0	0	0	0
Total Incidence of Finding Observed:		0	1	0	1	0	0	0	0

All Diagnoses; Phases: P2; Death types: All; Date of death range: 30-Sep-01 To 16-Jan-02

Baseline Gasoline Vapor Condensate: A Two-Generation Whole-Body
Inhalation Reproduction Toxicity Study in Rats
F1 Parental Animals
Incidence Summary of Microscopic Findings with Severity Levels

Controls from group(s): 1

Tissues With Diagnoses	Animal sex:	-- Males --				-- Females --			
	Dosage group:	Ctls	2	3	4	Ctls	2	3	4
	No. in group:	26	26	26	26	26	26	26	26
Liver	Number examined:	10	1	1	11	10	0	0	10
PERIVENULAR HEMORRHAGE									
	Nad>	10	1	0	11	10	0	0	10
	Minimal>	0	0	1	0	0	0	0	0
	Total Incidence of Finding Observed:	0	0	1	0	0	0	0	0
Lungs	Number examined:	10	1	4	11	11	3	1	11
ALVEOLAR/INTRAALVEOLAR MACROPHAGES									
	Nad>	6	1	1	7	7	0	1	7
	Minimal>	4	0	3	4	4	3	0	4
	Total Incidence of Finding Observed:	4	0	3	4	4	3	0	4
HEMORRHAGE(S)									
	Nad>	10	1	3	11	11	3	1	11
	Moderate>	0	0	1	0	0	0	0	0
	Total Incidence of Finding Observed:	0	0	1	0	0	0	0	0
RETICULOENDOTHELIAL CELLS: BROWN PIGMENT									
	Nad>	9	1	4	11	11	3	1	11
	Slight>	1	0	0	0	0	0	0	0
	Total Incidence of Finding Observed:	1	0	0	0	0	0	0	0
Lymph Nodes	Number examined:	0	0	0	0	0	0	0	0
Nose/Turbinates	Number examined:	1	1	0	1	0	0	0	0
HEMORRHAGE									
	Slight>	0	1	0	0	0	0	0	0
	Moderate>	1	0	0	0	0	0	0	0
	Marked>	0	0	0	1	0	0	0	0
	Total Incidence of Finding Observed:	1	1	0	1	0	0	0	0

All Diagnoses; Phases: P2; Death types: All; Date of death range: 30-Sep-01 To 16-Jan-02

Baseline Gasoline Vapor Condensate: A Two-Generation Whole-Body
Inhalation Reproduction Toxicity Study in Rats
F1 Parental Animals
Incidence Summary of Microscopic Findings with Severity Levels

Controls from group(s): 1	Animal sex:	-- Males --				-- Females --			
	Dosage group:	Ctls	2	3	4	Ctls	2	3	4
Tissues With Diagnoses	No. in group:	26	26	26	26	26	26	26	26
Nose/Turbinates .....Number examined:		1	1	0	1	0	0	0	0
NEW BONE FORMATION									
	Nad>	0	0	0	1	0	0	0	0
	Minimal>	0	1	0	0	0	0	0	0
	Moderate>	1	0	0	0	0	0	0	0
.....Total Incidence of Finding Observed:		1	1	0	0	0	0	0	0
HARD PALATE: ULCER									
	Nad>	1	0	0	1	0	0	0	0
	Moderate>	0	1	0	0	0	0	0	0
.....Total Incidence of Finding Observed:		0	1	0	0	0	0	0	0
SUPPURATIVE INFLAMMATION									
	Nad>	1	0	0	1	0	0	0	0
	Moderate>	0	1	0	0	0	0	0	0
.....Total Incidence of Finding Observed:		0	1	0	0	0	0	0	0
NASAL SEPTUM DISPLACEMENT									
	Nad>	1	0	0	0	0	0	0	0
	Present>	0	1	0	1	0	0	0	0
.....Total Incidence of Finding Observed:		0	1	0	1	0	0	0	0
Ovaries .....Number examined:						10	0	0	10
Oviducts/Fallop .....Number examined:						9	0	0	10
Pituitary gland .....Number examined:		10	0	0	10	10	0	0	10
RATHKE'S POUCH: EOSINOPHILIC MATERIAL									
	Nad>	10	0	0	10	9	0	0	9
	Present>	0	0	0	0	1	0	0	1
.....Total Incidence of Finding Observed:		0	0	0	0	1	0	0	1

All Diagnoses; Phases: P2; Death types: All; Date of death range: 30-Sep-01 To 16-Jan-02

Baseline Gasoline Vapor Condensate: A Two-Generation Whole-Body
Inhalation Reproduction Toxicity Study in Rats
F1 Parental Animals
Incidence Summary of Microscopic Findings with Severity Levels

Controls from group(s): 1	Animal sex:	-- Males --				-- Females --			
	Dosage group:	Ctls	2	3	4	Ctls	2	3	4
Tissues With Diagnoses	No. in group:	26	26	26	26	26	26	26	26
Pituitary gland .....Number examined:		10	0	0	10	10	0	0	10
B-CRANIOPHARYNGIOMA									
	Nad>	10	0	0	10	10	0	0	9
	Incidental>	0	0	0	0	0	0	0	1
.....Total Incidence of Finding Observed:		0	0	0	0	0	0	0	1
Prostate .....Number examined:		10	0	0	10				
Seminal vesicles .....Number examined:		10	0	0	10				
SECRETORY PRODUCT: DECREASED									
	Nad>	8	0	0	10				
	Minimal>	2	0	0	0				
.....Total Incidence of Finding Observed:		2	0	0	0				
Spleen .....Number examined:		10	0	0	10	11	0	1	10
CAPSULAR CYST									
	Nad>	10	0	0	10	10	0	1	10
	Present>	0	0	0	0	1	0	0	0
.....Total Incidence of Finding Observed:		0	0	0	0	1	0	0	0
Thymus .....Number examined:		1	0	0	0	0	0	0	0
CONGESTION									
	Minimal>	1	0	0	0	0	0	0	0
.....Total Incidence of Finding Observed:		1	0	0	0	0	0	0	0
Trachea .....Number examined:		0	0	1	0	0	0	0	0
Uterus .....Number examined:						10	0	0	10
MURAL HISTIOCYTIC INFILTRATE									
	Nad>					6	0	0	3
	Minimal>					1	0	0	4
	Slight>					3	0	0	3
.....Total Incidence of Finding Observed:						4	0	0	7
Vagina .....Number examined:						9	0	0	10

All Diagnoses; Phases: P2; Death types: All; Date of death range: 30-Sep-01 To 16-Jan-02

	Lesion Incidence Summary with Expanded Severity Levels/Neuropathology Evaluations Preface	Table 25

Key to Abbreviations

NAD	=	No abnormal diagnoses
Ctls	=	Controls (Group I)
SC	=	Spinal Cord
Fibr	=	Fiber
Gang	=	Ganglia
Ventrl	=	Ventral

Corresponding exposure levels for each group were as follows:

Group 1 - 0 mg/m^3
Group 2 - 2000 mg/m^3
Group 3 - 10000 mg/m^3
Group 4 - 20000 mg/m^3

Baseline Gasoline Vapor Condensate: A Two-Generation Whole-Body
Inhalation Reproduction Toxicity Study in Rats
F1 Neurotoxicity Animals
Incidence Summary of Microscopic Findings with Severity Levels

Controls from group(s): 1	Animal sex:	-- Animals Affected -- Males --				-- Females --			
	Dosage group:	Ctls	2	3	4	Ctls	2	3	4
Tissues With Diagnoses	No. in group:	5	5	5	5	5	5	5	5
Brain ....Number examined:		5	0	0	5	5	0	0	5
HEMORRHAGE(S)									
	Nad>	5	0	0	5	5	0	0	4
	Marked>	0	0	0	0	0	0	0	1
....Total Incidence of Finding Observed:		0	0	0	0	0	0	0	1
Cervical SC ....Number examined:		5	0	0	5	5	0	0	4
Dorsal Root Fibr ....Number examined:		5	0	0	5	5	0	0	5
Dorsal Root Gang ....Number examined:		5	0	0	5	5	0	0	5
Eyes ....Number examined:		5	0	0	5	5	0	0	5
Kidneys ....Number examined:		0	0	2	0	0	0	1	0
PELVIS: DILATED									
	Nad>	0	0	1	0	0	0	0	0
	Slight>	0	0	1	0	0	0	1	0
....Total Incidence of Finding Observed:		0	0	1	0	0	0	1	0
CORTEX: CONVOLUTED TUBULAR EPITHELIUM-BASOPHILIC									
	Nad>	0	0	1	0	0	0	1	0
	Minimal>	0	0	1	0	0	0	0	0
....Total Incidence of Finding Observed:		0	0	1	0	0	0	0	0
Lumbar SC ....Number examined:		5	0	0	5	5	0	0	5
Lungs ....Number examined:		5	5	5	5	5	5	5	5
Optic nerve ....Number examined:		5	0	0	5	5	0	0	5
Sciatic Nerve ....Number examined:		5	0	0	5	5	0	0	5
Sural Nerve ....Number examined:		1	0	0	4	5	0	0	3
Thoracic SC ....Number examined:		5	0	0	5	5	0	0	5
Tibial Nerve ....Number examined:		5	0	0	5	3	0	0	5

All Diagnoses; Phases: P2; Death types: All; Date of death range: 28-Aug-01 To 31-Aug-01

Baseline Gasoline Vapor Condensate: A Two-Generation Whole-Body
Inhalation Reproduction Toxicity Study in Rats
F1 Neurotoxicity Animals
Incidence Summary of Microscopic Findings with Severity Levels

Controls from group(s): 1

Tissues With Diagnoses	Animal sex:	-- Animals Affected -- Males --				-- Females --			
	Dosage group:	Ctls	2	3	4	Ctls	2	3	4
	No. in group:	5	5	5	5	5	5	5	5
Trachea	Number examined:	5	5	5	5	5	5	5	5
Trigeminal Gang	Number examined:	5	0	0	5	5	0	0	5
Ventrl Root Fibr	Number examined:	5	0	0	5	5	0	0	5

All Diagnoses; Phases: P2; Death types: All; Date of death range: 28-Aug-01 To 31-Aug-01

	Inhalation Report	Appendix A

TABLE OF CONTENTS

1. INTRODUCTION 219

2. MATERIALS AND METHODS

2.1. Husbandry During Exposure Periods 219
2.2. Test Substance Administration and Chamber Operation 220
2.3. Exposure Concentration Determination 224

3. TABLES

I. Summary of In-Chamber Observations 226
II. Chamber Monitoring Records 243
III. Equipment List 296
IV. Chamber Distribution Results 299
V. Miran Calibration 301
VI. Testing Room Environmental Monitoring 304

4. FIGURES

I. Chamber Generation System and Whole-Body Exposure Chamber – Group I 305
II. Chamber Generation System and Whole-Body Exposure Chamber – Groups II, III, IV 306

	Inhalation Report	Appendix A

1. INTRODUCTION

This appendix presents the methodology for exposure atmosphere generation monitoring and results.

2. MATERIALS AND METHODS

2.1. HUSBANDRY DURING EXPOSURE PERIODS

2.1.1. HOUSING

Animals were individually housed in stainless steel, wire mesh cages within a 1.5 m^3 glass and stainless steel whole-body exposure chamber. The placement of the animal in the whole-body exposure chamber was rotated weekly to ensure uniform exposure of the animals. A description of the animal rotation is included in the raw data.

2.1.2. FEED

None was provided during exposure.

2.1.3. WATER

None was provided during exposure.

2.1.4. ENVIRONMENTAL CONDITIONS

Chamber temperature and relative humidity were recorded every half-hour during exposure and maintained, to the maximum extent possible, within the ranges presented below. Excursions outside the specified range did not affect the integrity of the study.

Temperature

Desired: 20 to 24°C
Actual: 21 to 29°C

Relative Humidity

Desired: 40 to 60%
Actual: 28 to 69%

2.2. TEST SUBSTANCE ADMINISTRATION AND CHAMBER OPERATIONS

2.2.1. ROUTE OF ADMINISTRATION

Inhalation via whole-body exposures

2.2.2. TEST SUBSTANCE ADMINISTRATION

The test substance was administered as a vapor in the breathing air of the animals. The test atmosphere was generated by an appropriate procedure determined during the pre-study trials. The trials were performed to evaluate the optimal set of conditions and equipment to generate a stable atmosphere at the target exposure levels and maintain uniform conditions throughout the exposure chambers.

2.2.3. JUSTIFICATION FOR ROUTE OF ADMINISTRATION

The inhalation route is one of the potential routes of human exposure to this test substance and is the route specified in the referenced US EPA 79.61 guidelines and US OPPTS 870.3800 guidelines.

2.2.4. TARGET EXPOSURE LEVELS

Group I - 0 mg/m^3
Group II - 2,000 mg/m^3
Group III - 10,000 mg/m^3
Group IV - 20,000 mg/m^3

2.2.5. JUSTIFICATION FOR EXPOSURE LEVEL SELECTION

Exposure levels were selected by the Sponsor, based on results from a 13-week inhalation study conducted at the Testing Facility that utilized this test substance in rats (00-6125). The exposure levels were also selected based on the lower flammable limits of the test substance.

2.2.6. FREQUENCY OF ADMINISTRATION

Frequency

P_0 males and females received 70 consecutive days (ten weeks) of exposure prior to mating for six hours/day. P_0 males and females continued to be exposed daily throughout a 14-day cohabitation period. The mated females continued to be exposed daily from Day 0 through 19 of gestation. Beginning on Day 5 of lactation, nursing P_0 females were exposed daily until weaning of the F_1 offspring on Day 28. P_0 females with no confirmed day of mating continued exposure for 25 days following completion of the mating period. P_0 females with no confirmed day of mating but showed evidence of pregnancy (weight gain) were exposed until the presumed Gestation Day 19. P_0 females with a confirmed day of mating that did not deliver were euthanized on presumed Day 25 of gestation.

P_0 males were exposed daily until euthanasia, which occurred proximate to the date that the last F_1 litters were weaned.

Selected F_1 males and females started treatment at weaning on Day 28 of lactation and continued treatment for 70 consecutive days (ten weeks), six hours/day, prior to pairing to produce the F_2 generation. The F_1 males and females continued exposure throughout a 14-day cohabitation period. The mated females continued to be exposed daily from Day 0 through 19 of gestation. Beginning on Day 5 of lactation, nursing F_1 were exposed daily until weaning of the F_2 offspring on Day 28 of lactation. The mated F_1 females with no confirmed day of mating but showed evidence

of pregnancy (weight gain) continued exposure for 25 days following completion of the mating period. F_1 females with a confirmed day of mating that did not deliver were euthanized on presumed Day 25 of gestation.

F_1 males were exposed daily until euthanasia, which occurred proximate to the date that the last F_2 litters were weaned.

2.2.7. DURATION

The test substance was administered for 6 hours/day during all segments of the study.

2.2.8. EXPOSURE PROCEDURE AND CHAMBER OPERATIONS

Group I

Houseline nitrogen was delivered from a regulator with a backpressure gauge via ¼" tubing to a flowmeter regulated by a metering valve. This nitrogen flow (~ 15 Lpm) was then directed into the turret of the 1.5 m^3 glass and stainless steel exposure chamber where it was mixed with room air as it was drawn into the chamber. This nitrogen flow simulated the generation nitrogen flow for Groups II, III, and IV.

Groups II, III and IV

Houseline nitrogen was delivered from a regulator with a backpressure gauge through a stainless steel fitting to create three flow systems: the test substance pressurization flow, the purge flow and the volatilization flow.

The nitrogen for the test substance pressurization flow was directed via ¼" tubing through a metering valve, attached to a backpressure gauge, into the vapor inlet valve of the test substance cylinder. The metering valve was used to adjust and maintain the pressure within the cylinder. From the pressurized cylinder, the test substance flowed from the liquid outlet valve through a quick-disconnect fitting and through a filter to prevent equipment

contamination. From the filter tube, the test substance flowed to a liquid flowmeter via $^1/_8$" Teflon tubing. The outlet of the flowmeter was regulated by a built-in metering valve. From this metering valve, the test substance flowed via $^1/_8$" Teflon tubing onto the glass helix of a counter current volatilization chamber. The glass helix was heated by a nichrome wire, which was controlled by an autotransformer and was inserted in the center of the glass tube that supported the helix.

The nitrogen for the purge flow system was directed, via ¼" Teflon tubing to a flowmeter regulated by a metering valve. The purge nitrogen was delivered via $^1/_8$" Teflon tubing to the bottom of the tube containing the nichrome wire. This nitrogen flow continuously purged the area surrounding the nichrome wire within the tube, thereby protecting the wire from oxidation.

The nitrogen for the volatilization system was directed via ¼" Teflon tubing to a flowmeter regulated by a metering valve. From the flowmeter, the volatilization nitrogen (~ 15 Lpm) flowed via ¼" tubing to a ball and socket joint at the bottom of the volatilization chamber. This nitrogen flowed up through the volatilization chamber passing over the coil and volatilizing the test substance. The pressure within the counter-current volatilization chamber was maintained slightly negative to the room and was monitored with a pressure gauge.

This test substance laden nitrogen exited the top of the volatilization chamber through a glass elbow, which directed the flow, via ½" Teflon tubing, to the turret of 1.5 m^3 glass and stainless steel exposure chamber. As the test substance laden nitrogen was drawn into the chamber, it was mixed with room air.

The whole-body exposure chambers each had a volume of approximately 1500 Liters (1.5 m^3). Each chamber was operated at a minimum flow rate of 300 Liters per minute. The final airflow was set to provide at least one air change (calculated by dividing the chamber volume by the airflow rate) in 5.0 minutes (12 air

changes/hour) and a T_{99} equilibrium time (calculated by multiplying the air change by the exponential factor 4.6) of at most 23 minutes:

Group	Airflow Rate (Lpm)	Air Change (min)	T_{99} (min)
I	312	4.8	22
II	306	4.9	23
III	303	5.0	23
IV	306	4.9	23

This chamber size and airflow rate was considered adequate to maintain the oxygen level at least 19% and the animal-loading factor below 5%. Chamber temperature, humidity, airflow rate and static pressure were monitored continuously and recorded every 30 minutes during exposure. At the end of the 6-hour exposure, all animals remained in the chamber for a minimum of 30 minutes. During this time the chamber was operated at approximately the same flow rate using clean air only. The chambers were exhausted through the in-housed filtering system, which consisted of a coarse filter, a HEPA filter, activated charcoal and fume incinerator.

See Chamber Figures I and II and Table III for equipment details.

2.3. EXPOSURE CONCENTRATION DETERMINATION

2.3.1. NOMINAL CONCENTRATION

A nominal exposure concentration was calculated. The flow of air through the chamber was monitored using appropriate calibrated equipment. The test substance consumed (weight difference of the test substance cylinder) during the exposure (mg) was divided by the total volume of air (m^3) passing through the chamber (volumetric flow rate times total exposure time) to give the nominal concentration (mg/m^3).

2.3.2. CHAMBER SAMPLING

During each exposure, measurements of airborne concentrations were performed in the animals' breathing zone at least 4 times using an appropriate sampling procedure and Infra-Red Spectrophotometric (IR) analytical method. Also, one charcoal tube sample per chamber per week was analyzed by gas chromatography (GC) to characterize at least 10 major components (comprising at least 80% by weight of the test substance) to show test substance stability and comparison between the neat liquid test substance and the vaporized test atmospheres.

See Table III for equipment details. See Appendix B for Analytical Report.

2.3.3. PARTICLE SIZE DISTRIBUTION

During each week of exposure, particle size determinations were performed using a TSI Aerodynamic Particle Sizer to characterize the aerodynamic particle size distribution of any aerosol present. The samples were drawn for 20 seconds at a flow rate of 5.00 Lpm. The mass median aerodynamic diameter, geometric standard deviation and total mass concentration were calculated based on the amount of particles collected.

See Table III for equipment details.

2.3.4. CHAMBER AND EXPOSURE ROOM ENVIRONMENT

Chamber oxygen levels (maintained at least 19%) were measured pretest and at the beginning, middle and end of the study.

Air samples were taken in the vapor generation area pretest and at the beginning, middle and end of the study. Light (maintained approximately 30 foot-candles at 1.0 meters above the floor) and noise levels (maintained below 85 decibels) in the exposure room were measured pretest and at the beginning, middle and end of the study.

	Inhalation Report	Appendix A

Table I
Summary of In-Chamber Observations

Exposure Day	**0**	**1**	**2**	**3**	**4**	**5**	**6**	**7**	**8**	**9**	**10**	**11**	**12**	**13**	**14**	**15**	**16**
Group I – 0 mg/m^3																	
Normal Within Normal Limits	All	All	All	All	All	All	All	All	All	All	All	All	All	All	All	All	All
Group II – 2,000 mg/m^3																	
Normal Within Normal Limits	All	All	All	All	All	All	All	All	All	All	All	All	All	All	All	All	All
Group III – 10,000 mg/m^3																	
Normal Within Normal Limits	All	All	All	All	All	All	All	All	All	All	All	All	All	All	All	All	All
Group IV – 20,000 mg/m^3																	
Normal Within Normal Limits	All	All	All	All	All	All	All	All	All	All	All	All	All	All	All	All	All

All = 100% of the animals exhibiting a given observation.

	Inhalation Report	Appendix A

Table I
Summary of In-Chamber Observations

Exposure Day	**17**	**18**	**19**	**20**	**21**	**22**	**23**	**24**	**25**	**26**	**27**	**28**	**29**	**30**	**31**	**32**
Group I – 0 mg/m^3																
Normal Within Normal Limits	All	All	All	All	All	All	All	All	All	All	All	All	All	All	All	All
Group II – 2,000 mg/m^3																
Normal Within Normal Limits	All	All	All	All	All	All	All	All	All	All	All	All	All	All	All	All
Group III – 10,000 mg/m^3																
Normal Within Normal Limits	All	All	All	All	All	All	All	All	All	All	All	All	All	All	All	All
Group IV – 20,000 mg/m^3																
Normal Within Normal Limits	All	All	All	All	All	All	All	All	All	All	All	All	All	All	All	All

All = 100% of the animals exhibiting a given observation.

	Inhalation Report	Appendix A

Table I
Summary of In-Chamber Observations

Exposure Day	**33**	**34**	**35**	**36**	**37**	**38**	**39**	**40**	**41**	**42**	**43**	**44**	**45**	**46**	**47**	**48**
Group I – 0 mg/m^3																
Normal Within Normal Limits	All	All	All	All	All	All	All	All	All	All	All	All	All	All	All	All
Group II – 2,000 mg/m^3																
Normal Within Normal Limits	All	All	All	All	All	All	All	All	All	All	All	All	All	All	All	All
Group III – 10,000 mg/m^3																
Normal Within Normal Limits	All	All	All	All	All	All	All	All	All	All	All	All	All	All	All	All
Group IV – 20,000 mg/m^3																
Normal Within Normal Limits	All	All	All	All	All	All	All	All	All	All	All	All	All	All	All	All

All = 100% of the animals exhibiting a given observation.

	Inhalation Report	Appendix A

Table I
Summary of In-Chamber Observations

Exposure Day	**49**	**50**	**51**	**52**	**53**	**54**	**55**	**56**	**57**	**58**	**59**	**60**	**61**	**62**	**63**	**64**
Group I – 0 mg/m^3																
Normal Within Normal Limits	All	All	All	All	All	All	All	All	All	All	All	All	All	All	All	All
Group II – 2,000 mg/m^3																
Normal Within Normal Limits	All	All	All	All	All	All	All	All	All	All	All	All	All	All	All	All
Group III – 10,000 mg/m^3																
Normal Within Normal Limits	All	All	All	All	All	All	All	All	All	All	All	All	All	All	All	All
Group IV – 20,000 mg/m^3																
Normal Within Normal Limits	All	All	All	All	All	All	All	All	All	All	All	All	All	All	All	All

All = 100% of the animals exhibiting a given observation.

	Inhalation Report	Appendix A

Table I
Summary of In-Chamber Observations

Exposure Day	**65**	**66**	**67**	**68**	**69**	**70**	**71**	**72**	**73**	**74**	**75**	**76**	**77**	**78**	**79**	**80**
Group I – 0 mg/m^3																
Normal Within Normal Limits	All	All	All	All	All	All	All	All	All	All	All	All	All	All	All	All
Group II – 2,000 mg/m^3																
Normal Within Normal Limits	All	All	All	All	All	All	All	All	All	All	All	All	All	All	All	All
Group III – 10,000 mg/m^3																
Normal Within Normal Limits	All	All	All	All	All	All	All	All	All	All	All	All	All	All	All	All
Group IV – 20,000 mg/m^3																
Normal Within Normal Limits	All	All	All	All	All	All	All	All	All	All	All	All	All	All	All	All

All = 100% of the animals exhibiting a given observation.

Table I
Summary of In-Chamber Observations

Exposure Day	**81**	**82**	**83**	**84**	**85**	**86**	**87**	**88**	**89**	**90**	**91**	**92**	**93**	**94**	**95**	**96**
Group I – 0 mg/m^3																
Normal Within Normal Limits	All	All	All	All	All	All	All	All	All	All	All	All	All	All	All	All
Group II – 2,000 mg/m^3																
Normal Within Normal Limits	All	All	All	All	All	All	All	All	All	All	All	All	All	All	All	All
Group III – 10,000 mg/m^3																
Normal Within Normal Limits	All	All	All	All	All	All	All	All	All	All	All	All	All	All	All	All
Group IV – 20,000 mg/m^3																
Normal Within Normal Limits	All	All	All	All	All	All	All	All	All	All	All	All	All	All	All	All

All = 100% of the animals exhibiting a given observation.

	Inhalation Report	Appendix A

Table I
Summary of In-Chamber Observations

Exposure Day	**97**	**98**	**99**	**100**	**101**	**102**	**103**	**104**	**105**	**106**	**107**	**108**	**109**	**110**	**111**	**112**
Group I – 0 mg/m^3																
Normal Within Normal Limits	All	All	All	All	All	All	All	All	All	All	All	All	All	All	All	All
Group II – 2,000 mg/m^3																
Normal Within Normal Limits	All	All	All	All	All	All	All	All	All	All	All	All	All	All	All	All
Group III – 10,000 mg/m^3																
Normal Within Normal Limits	All	All	All	All	All	All	All	All	All	All	All	All	All	All	All	All
Group IV – 20,000 mg/m^3																
Normal Within Normal Limits	All	All	All	All	All	All	All	All	All	All	All	All	All	All	All	All

All = 100% of the animals exhibiting a given observation.

Table I
Summary of In-Chamber Observations

Exposure Day	**113**	**114**	**115**	**116**	**117**	**118**	**119**	**120**	**121**	**122**	**123**	**124**	**125**	**126**	**127**	**128**
Group I – 0 mg/m^3																
Normal Within Normal Limits	All	All	All	All	All	All	All	All	All	All	All	All	All	All	All	All
Group II – 2,000 mg/m^3																
Normal Within Normal Limits	All	All	All	All	All	All	All	All	All	All	All	All	All	All	All	All
Group III – 10,000 mg/m^3																
Normal Within Normal Limits	All	All	All	All	All	[a]	All	All	All	All	All	All	All	All	All	All
Group IV – 20,000 mg/m^3																
Normal Within Normal Limits	All	All	All	All	All	All	All	All	All	All	All	All	All	All	All	All

All = 100% of the animals exhibiting a given observation.
[a]Due to oversight, observations were not recorded.

	Inhalation Report	Appendix A

Table I
Summary of In-Chamber Observations

Exposure Day	**129**	**130**	**131**	**132**	**133**	**134**	**135**	**136**	**137**	**138**	**139**	**140**	**141**	**142**	**143**	**144**
Group I – 0 mg/m^3																
Normal Within Normal Limits	All	All	All	All	All	All	All	All	All	All	All	All	All	All	All	All
Group II – 2,000 mg/m^3																
Normal Within Normal Limits	All	All	All	All	All	All	All	All	All	All	All	All	All	All	All	All
Group III – 10,000 mg/m^3																
Normal Within Normal Limits	All	All	All	All	All	All	All	All	All	All	All	All	All	All	All	All
Group IV – 20,000 mg/m^3																
Normal Within Normal Limits	All	All	All	All	All	All	All	All	All	All	All	All	All	All	All	All

All = 100% of the animals exhibiting a given observation.

	Inhalation Report	Appendix A

Table I
Summary of In-Chamber Observations

Exposure Day	**145**	**146**	**147**	**148**	**149**	**150**	**151**	**152**	**153**	**154**	**155**	**156**	**157**	**158**	**159**	**160**
Group I – 0 mg/m^3																
Normal Within Normal Limits	All	All	All	All	All	All	All	All	All	All	All	All	All	All	All	All
Group II – 2,000 mg/m^3																
Normal Within Normal Limits	All	All	All	All	All	All	All	All	All	All	All	All	All	All	All	All
Group III – 10,000 mg/m^3																
Normal Within Normal Limits	All	All	All	All	All	All	All	All	All	All	All	All	All	All	All	All
Group IV – 20,000 mg/m^3																
Normal Within Normal Limits	All	All	All	All	All	All	All	All	All	All	All	All	All	All	All	All

All = 100% of the animals exhibiting a given observation.

	Inhalation Report	Appendix A

Table I
Summary of In-Chamber Observations

Exposure Day	**161**	**162**	**163**	**164**	**165**	**166**	**167**	**168**	**169**	**170**	**171**	**172**	**173**	**174**	**175**	**176**
Group I – 0 mg/m^3																
Normal Within Normal Limits	All	All	All	All	All	All	All	All	All	All	All	All	All	All	All	All
Group II – 2,000 mg/m^3																
Normal Within Normal Limits	All	All	All	All	All	All	All	All	All	All	All	All	All	All	All	All
Group III – 10,000 mg/m^3																
Normal Within Normal Limits	All	All	All	All	All	All	All	All	All	All	All	All	All	All	All	All
Group IV – 20,000 mg/m^3																
Normal Within Normal Limits	All	All	All	All	All	All	All	All	All	All	All	All	All	All	All	All

All = 100% of the animals exhibiting a given observation.

	Inhalation Report	Appendix A

Table I
Summary of In-Chamber Observations

Exposure Day	**177**	**178**	**179**	**180**	**181**	**182**	**183**	**184**	**185**	**186**	**187**	**188**	**189**	**190**	**191**	**192**
Group I – 0 mg/m^3																
Normal Within Normal Limits	All	All	All	All	All	All	All	All	All	All	All	All	All	All	All	All
Group II – 2,000 mg/m^3																
Normal Within Normal Limits	All	All	All	All	All	All	All	All	All	All	All	All	All	All	All	All
Group III – 10,000 mg/m^3																
Normal Within Normal Limits	All	All	All	All	All	All	All	All	All	All	All	All	All	All	All	All
Group IV – 20,000 mg/m^3																
Normal Within Normal Limits	All	All	All	All	All	All	All	All	All	All	All	All	All	All	All	All

All = 100% of the animals exhibiting a given observation.

	Inhalation Report	Appendix A

Table I
Summary of In-Chamber Observations

Exposure Day	**193**	**194**	**195**	**196**	**197**	**198**	**199**	**200**	**201**	**202**	**203**	**204**	**205**	**206**	**207**	**208**
Group I – 0 mg/m^3																
Normal Within Normal Limits	All	All	All	All	All	All	All	All	All	All	All	All	All	All	All	All
Group II – 2,000 mg/m^3																
Normal Within Normal Limits	All	All	All	All	All	All	All	All	All	All	All	All	All	All	All	All
Group III – 10,000 mg/m^3																
Normal Within Normal Limits	All	All	All	All	All	All	All	All	All	All	All	All	All	All	All	All
Group IV – 20,000 mg/m^3																
Normal Within Normal Limits	All	All	All	All	All	All	All	All	All	All	All	All	All	All	All	All

All = 100% of the animals exhibiting a given observation.

	Inhalation Report	Appendix A

Table I
Summary of In-Chamber Observations

Exposure Day	**209**	**210**	**211**	**212**	**213**	**214**	**215**	**216**	**217**	**218**	**219**	**220**	**221**	**222**	**223**	**224**
Group I – 0 mg/m^3																
Normal Within Normal Limits	All	All	All	All	All	All	All	All	All	All	All	All	All	All	All	All
Group II – 2,000 mg/m^3																
Normal Within Normal Limits	All	All	All	All	All	All	All	All	All	All	All	All	All	All	All	All
Group III – 10,000 mg/m^3																
Normal Within Normal Limits	All	All	All	All	All	All	All	All	All	All	All	All	All	All	All	All
Group IV – 20,000 mg/m^3																
Normal Within Normal Limits	All	All	All	All	All	All	All	All	All	All	All	All	All	All	All	All

All = 100% of the animals exhibiting a given observation.

	Inhalation Report	Appendix A

Table I
Summary of In-Chamber Observations

Exposure Day	**225**	**226**	**227**	**228**	**229**	**230**	**231**	**232**	**233**	**234**	**235**	**236**	**237**	**238**	**239**	**240**
Group I – 0 mg/m^3																
Normal Within Normal Limits	All	All	All	All	All	All	All	All	All	All	All	All	All	All	All	All
Group II – 2,000 mg/m^3																
Normal Within Normal Limits	All	All	All	All	All	All	All	All	All	All	All	All	All	All	All	All
Group III – 10,000 mg/m^3																
Normal Within Normal Limits Dried Material Facial Area	All	All	All	All	All	All	All	All	All	All	All	All	All	Most Few	All	All
Group IV – 20,000 mg/m^3																
Normal Within Normal Limits	All	All	All	All	All	All	All	All	All	All	All	All	All	All	All	All

All = 100% of the animals exhibiting a given observation.
Most = 51-99% of the animals exhibiting a given observation.
Few = < 20 of the animals exhibiting a given observation.

	Inhalation Report	Appendix A

Table I
Summary of In-Chamber Observations

Exposure Day	**241**	**242**	**243**	**244**	**245**	**246**	**247**	**248**	**249**	**250**	**251**	**252**	**253**	**254**	**255**	**256**
Group I – 0 mg/m^3																
Normal Within Normal Limits	All	All	All	All	All	All	All	All	All	All	All	All	All	All	All	All
Group II – 2,000 mg/m^3																
Normal Within Normal Limits	All	All	All	All	All	All	All	All	All	All	All	All	All	All	All	All
Group III – 10,000 mg/m^3																
Normal Within Normal Limits	All	All	All	All	All	All	All	All	All	All	All	All	All	All	All	All
Group IV – 20,000 mg/m^3																
Normal Within Normal Limits	All	All	All	All	All	All	All	All	All	All	All	All	All	All	All	All

All = 100% of the animals exhibiting a given observation.

Table I
Summary of In-Chamber Observations

Exposure Day	**257**	**258**	**259**	**260**
Group I – 0 mg/m^3				
Normal Within Normal Limits	-	-	-	-
Group II – 2,000 mg/m^3				
Normal Within Normal Limits	All	All	All	All
Group III – 10,000 mg/m^3				
Normal Within Normal Limits	All	All	All	-
Group IV – 20,000 mg/m^3				
Normal Within Normal Limits	All	All	-	-

All = 100% of the animals exhibiting a given observation.

	Inhalation Report	Appendix A

Table II
Chamber Monitoring Records
Preface

Key to Abbreviations

MMAD	=	Mass Median Aerodynamic Diameter
GSD	=	Geometric Standard Deviation
TMC	=	Total Mass Concentration

BASELINE GASOLINE VAPOR CONDENSATE:A TWO-GENERATION REPRODUCTION
STUDY IN RATS VIA WHOLE-BODY INHALATION EXPOSURES

Chamber Monitoring Results
Cumulative Exposure Record
Group I - 0 mg/m³ (Air Control)

Day	Date	Exposure Number	Nominal (mg/m³)	Analytical Chamber Concentration: Mean (mg/m³)	Individual (mg/m³)				Particle Size Determinations: MMAD (µm)	GSD	TMC (mg/m³)	Chamber Environment: Mean Temperature (°C)	Mean Humidity (%)
0	30-Apr-01	1	0	0	0	0	0	0				25	33
1	1-May-01	2	0	0	0	0	0	0	1.834	1.698	2.06E-03	25	36
2	2-May-01	3	0	0	0	0	0	0				25	43
3	3-May-01	4	0	0	0	0	0	0				24	44
4	4-May-01	5	0	0	0	0	0	0				24	51
5	5-May-01	6	0	0	0	0	0	0				24	55
6	6-May-01	7	0	0	0	0	0	0				22	36
7	7-May-01	8	0	0	0	0	0	0				25	40
8	8-May-01	9	0	0	0	0	0	0	12.48	2.969	7.74E-03	25	42
9	9-May-01	10	0	0	0	0	0	0				25	44
10	10-May-01	11	0	0	0	0	0	0				25	44
11	11-May-01	12	0	0	0	0	0	0				25	45
12	12-May-01	13	0	0	0	0	0	0				24	49
13	13-May-01	14	0	0	0	0	0	0				25	38
14	14-May-01	15	0	0	0	0	0	0				26	75
15	15-May-01	16	0	0	0	0	0	0	3.418	1.773	3.27E-03	25	37
16	16-May-01	17	0	0	0	0	0	0				25	38
17	17-May-01	18	0	0	0	0	0	0				25	41
18	18-May-01	19	0	0	0	0	0	0				25	46
19	19-May-01	20	0	0	0	0	0	0				25	48
20	20-May-01	21	0	0	0	0	0	0				25	47
21	21-May-01	22	0	0	0	0	0	0				25	47

BASELINE GASOLINE VAPOR CONDENSATE:A TWO-GENERATION REPRODUCTION
STUDY IN RATS VIA WHOLE-BODY INHALATION EXPOSURES

Chamber Monitoring Results
Cumulative Exposure Record
Group I - 0 mg/m^3 (Air Control)

Day	Date	Exposure Number	Nominal (mg/m^3)	Analytical Chamber Concentration: Mean (mg/m^3)	Individual (mg/m^3)				Particle Size Determinations: MMAD (µm)	GSD	TMC (mg/m^3)	Chamber Environment: Mean Temperature (°C)	Humidity (%)
22	22-May-01	23	0	0	0	0	0	0	1.991	2.026	1.29E-03	29	49
23	23-May-01	24	0	0	0	0	0	0				26	53
24	24-May-01	25	0	0	0	0	0	0				25	50
25	25-May-01	26	0	0	0	0	0	0				25	48
26	26-May-01	27	0	0	0	0	0	0				25	50
27	27-May-01	28	0	0	0	0	0	0				25	54
28	28-May-01	29	0	0	0	0	0	0				25	50
29	29-May-01	30	0	0	0	0	0	0	8.722	3.265	2.60E-03	25	46
30	30-May-01	31	0	0	0	0	0	0				26	35
31	31-May-01	32	0	0	0	0	0	0				25	34
32	1-Jun-01	33	0	0	0	0	0	0				26	42
33	2-Jun-01	34	0	0	0	0	0	0				26	50
34	3-Jun-01	35	0	0	0	0	0	0				26	52
35	4-Jun-01	36	0	0	0	0	0	0				26	45
36	5-Jun-01	37	0	0	0	0	0	0	1.145	1.803	1.96E-03	25	48
37	6-Jun-01	38	0	0	0	0	0	0				25	50
38	7-Jun-01	39	0	0	0	0	0	0				25	44
39	8-Jun-01	40	0	0	0	0	0	0				25	42
40	9-Jun-01	41	0	0	0	0	0	0				25	40
41	10-Jun-01	42	0	0	0	0	0	0				25	41

BASELINE GASOLINE VAPOR CONDENSATE:A TWO-GENERATION REPRODUCTION
STUDY IN RATS VIA WHOLE-BODY INHALATION EXPOSURES

Chamber Monitoring Results
Cumulative Exposure Record
Group I - 0 mg/m^3 (Air Control)

Day	Date	Exposure Number	Nominal (mg/m^3)	Analytical Chamber Concentration: Mean (mg/m^3)	Individual (mg/m^3)				Particle Size Determinations: MMAD (µm)	GSD	TMC (mg/m^3)	Chamber Environment: Mean Temperature (°C)	Humidity (%)
42	11-Jun-01	43	0	0	0	0	0	0				26	48
43	12-Jun-01	44	0	0	0	0	0	0	0.9046	1.896	1.70E-03	26	52
44	13-Jun-01	45	0	0	0	0	0	0				26	50
45	14-Jun-01	46	0	0	0	0	0	0				26	52
46	15-Jun-01	47	0	0	0	0	0	0				26	54
47	16-Jun-01	48	0	0	0	0	0	0				26	53
48	17-Jun-01	49	0	0	0	0	0	0				26	55
49	18-Jun-01	50	0	0	0	0	0	0				24	61
50	19-Jun-01	51	0	0	0	0	0	0	0.9532	1.924	2.24E-03	26	49
51	20-Jun-01	52	0	0	0	0	0	0				26	48
52	21-Jun-01	53	0	0	0	0	0	0				25	53
53	22-Jun-01	54	0	0	0	0	0	0				24	51
54	23-Jun-01	55	0	0	0	0	0	0				24	51
55	24-Jun-01	56	0	0	0	0	0	0				24	56
56	25-Jun-01	57	0	0	0	0	0	0				24	54
57	26-Jun-01	58	0	0	0	0	0	0	4.421	2.920	4.24E-03	24	54
58	27-Jun-01	59	0	0	0	0	0	0				24	44
59	28-Jun-01	60	0	0	0	0	0	0				24	43
60	29-Jun-01	61	0	0	0	0	0	0				24	41
61	30-Jun-01	62	0	0	0	0	0	0				24	48
62	1-Jul-01	63	0	0	0	0	0	0				24	46

BASELINE GASOLINE VAPOR CONDENSATE:A TWO-GENERATION REPRODUCTION
STUDY IN RATS VIA WHOLE-BODY INHALATION EXPOSURES

Chamber Monitoring Results
Cumulative Exposure Record
Group I - 0 mg/m^3 (Air Control)

Day	Date	Exposure Number	Nominal (mg/m^3)	Analytical Chamber Concentration: Mean (mg/m^3)	Individual (mg/m^3)				Particle Size Determinations: MMAD (µm)	GSD	TMC (mg/m^3)	Chamber Environment: Mean Temperature (°C)	Humidity (%)
63	2-Jul-01	64	0	0	0	0	0	0				24	44
64	3-Jul-01	65	0	0	0	0	0	0	3.811	1.944	4.83E-03	24	44
65	4-Jul-01	66	0	0	0	0	0	0				24	48
66	5-Jul-01	67	0	0	0	0	0	0				24	42
67	6-Jul-01	68	0	0	0	0	0	0				24	44
68	7-Jul-01	69	0	0	0	0	0	0				24	44
69	8-Jul-01	70	0	0	0	0	0	0				24	47
70	9-Jul-01	71	0	0	0	0	0	0				24	41
71	10-Jul-01	72	0	0	0	0	0	0	1.183	2.162	2.83E-03	24	41
72	11-Jul-01	73	0	0	0	0	0	0				24	45
73	12-Jul-01	74	0	0	0	0	0	0				24	45
74	13-Jul-01	75	0	0	0	0	0	0				24	45
75	14-Jul-01	76	0	0	0	0	0	0				24	47
76	15-Jul-01	77	0	0	0	0	0	0				24	46
77	16-Jul-01	78	0	0	0	0	0	0				24	43
78	17-Jul-01	79	0	0	0	0	0	0	0.8646	1.760	2.50E-03	24	44
79	18-Jul-01	80	0	0	0	0	0	0				24	45
80	19-Jul-01	81	0	0	0	0	0	0				24	50
81	20-Jul-01	82	0	0	0	0	0	0				24	50
82	21-Jul-01	83	0	0	0	0	0	0				24	45
83	22-Jul-01	84	0	0	0	0	0	0				23	49

BASELINE GASOLINE VAPOR CONDENSATE:A TWO-GENERATION REPRODUCTION STUDY IN RATS VIA WHOLE-BODY INHALATION EXPOSURES

Chamber Monitoring Results
Cumulative Exposure Record
Group I - 0 mg/m^3 (Air Control)

Day	Date	Exposure Number	Nominal (mg/m^3)	Analytical Chamber Concentration: Mean (mg/m^3)	Individual (mg/m^3)				Particle Size Determinations: MMAD (µm)	GSD	TMC (mg/m^3)	Chamber Environment: Mean Temperature (°C)	Humidity (%)
84	23-Jul-01	85	0	0	0	0	0	0				24	47
85	24-Jul-01	86	0	0	0	0	0	0	0.8876	1.677	4.87E-03	24	51
86	25-Jul-01	87	0	0	0	0	0	0				24	59
87	26-Jul-01	88	0	0	0	0	0	0				24	48
88	27-Jul-01	89	0	0	0	0	0	0				24	44
89	28-Jul-01	90	0	0	0	0	0	0				24	46
90	29-Jul-01	91	0	0	0	0	0	0				24	48
91	30-Jul-01	92	0	0	0	0	0	0				23	51
92	31-Jul-01	93	0	0	0	0	0	0	1.719	1.748	8.21E-04	23	45
93	1-Aug-01	94	0	0	0	0	0	0				23	53
94	2-Aug-01	95	0	0	0	0	0	0				22	53
95	3-Aug-01	96	0	0	0	0	0	0				22	61
96	4-Aug-01	97	0	0	0	0	0	0				23	60
97	5-Aug-01	98	0	0	0	0	0	0				23	41
98	6-Aug-01	99	0	0	0	0	0	0				22	48
99	7-Aug-01	100	0	0	0	0	0	0	0.8421	1.321	7.59E-03	21	72
100	8-Aug-01	101	0	0	0	0	0	0				23	50
101	9-Aug-01	102	0	0	0	0	0	0				23	51
102	10-Aug-01	103	0	0	0	0	0	0				24	53
103	11-Aug-01	104	0	0	0	0	0	0				23	52
104	12-Aug-01	105	0	0	0	0	0	0				23	43

BASELINE GASOLINE VAPOR CONDENSATE:A TWO-GENERATION REPRODUCTION
STUDY IN RATS VIA WHOLE-BODY INHALATION EXPOSURES

Chamber Monitoring Results
Cumulative Exposure Record
Group I - 0 mg/m^3 (Air Control)

Day	Date	Exposure Number	Nominal (mg/m^3)	Analytical Chamber Concentration: Mean (mg/m^3)	Individual (mg/m^3)				Particle Size Determinations: MMAD (µm)	GSD	TMC (mg/m^3)	Chamber Environment: Mean Temperature (°C)	Humidity (%)
105	13-Aug-01	106	0	0	0	0	0	0				24	45
106	14-Aug-01	107	0	0	0	0	0	0	4.544	2.637	8.57E-03	24	42
107	15-Aug-01	108	0	0	0	0	0	0				24	43
108	16-Aug-01	109	0	0	0	0	0	0				24	44
109	17-Aug-01	110	0	0	0	0	0	0				24	44
110	18-Aug-01	111	0	0	0	0	0	0				24	44
111	19-Aug-01	112	0	0	0	0	0	0				24	44
112	20-Aug-01	113	0	0	0	0	0	0				24	45
113	21-Aug-01	114	0	0	0	0	0	0	0.8419	1.482	1.07E-03	22	43
114	22-Aug-01	115	0	0	0	0	0	0				21	48
115	23-Aug-01	116	0	0	0	0	0	0				21	52
116	24-Aug-01	117	0	0	0	0	0	0				21	51
117	25-Aug-01	118	0	0	0	0	0	0				21	52
118	26-Aug-01	119	0	0	0	0	0	0				21	51
119	27-Aug-01	120	0	0	0	0	0	0				21	47
120	28-Aug-01	121	0	0	0	0	0	0	0.8008	1.687	3.14E-03	21	45
121	29-Aug-01	122	0	0	0	0	0	0				21	48
122	30-Aug-01	123	0	0	0	0	0	0				21	43
123	31-Aug-01	124	0	0	0	0	0	0				22	44
124	1-Sep-01	125	0	0	0	0	0	0				22	43
125	2-Sep-01	126	0	0	0	0	0	0				22	44

BASELINE GASOLINE VAPOR CONDENSATE:A TWO-GENERATION REPRODUCTION
STUDY IN RATS VIA WHOLE-BODY INHALATION EXPOSURES

Chamber Monitoring Results
Cumulative Exposure Record
Group I - 0 mg/m^3 (Air Control)

Day	Date	Exposure Number	Nominal (mg/m^3)	Analytical Chamber Concentration: Mean (mg/m^3)	Individual (mg/m^3)				Particle Size Determinations: MMAD (µm)	GSD	TMC (mg/m^3)	Chamber Environment: Mean Temperature (°C)	Humidity (%)
126	3-Sep-01	127	0	0	0	0	0	0				22	46
127	4-Sep-01	128	0	0	0	0	0	0	1.137	2.165	1.25E-03	22	47
128	5-Sep-01	129	0	0	0	0	0	0				23	49
129	6-Sep-01	130	0	0	0	0	0	0				23	46
130	7-Sep-01	131	0	0	0	0	0	0				23	47
131	8-Sep-01	132	0	0	0	0	0	0				23	49
132	9-Sep-01	133	0	0	0	0	0	0				23	48
133	10-Sep-01	134	0	0	0	0	0	0				23	47
134	11-Sep-01	135	0	0	0	0	0	0	2.102	1.833	9.77E-04	23	48
135	12-Sep-01	136	0	0	0	0	0	0				23	45
136	13-Sep-01	137	0	0	0	0	0	0				23	45
137	14-Sep-01	138	0	0	0	0	0	0				23	44
138	15-Sep-01	139	0	0	0	0	0	0				23	40
139	16-Sep-01	140	0	0	0	0	0	0				23	43
140	17-Sep-01	141	0	0	0	0	0	0				24	45
141	18-Sep-01	142	0	0	0	0	0	0	9.068	2.200	6.40E-03	23	47
142	19-Sep-01	143	0	0	0	0	0	0				23	48
143	20-Sep-01	144	0	0	0	0	0	0				24	52
144	21-Sep-01	145	0	0	0	0	0	0				24	54
145	22-Sep-01	146	0	0	0	0	0	0				24	51
146	23-Sep-01	147	0	0	0	0	0	0				24	51

BASELINE GASOLINE VAPOR CONDENSATE:A TWO-GENERATION REPRODUCTION
STUDY IN RATS VIA WHOLE-BODY INHALATION EXPOSURES

Chamber Monitoring Results
Cumulative Exposure Record
Group I - 0 mg/m^3 (Air Control)

Day	Date	Exposure Number	Nominal (mg/m^3)	Analytical Chamber Concentration: Mean (mg/m^3)	Individual (mg/m^3)				Particle Size Determinations: MMAD (µm)	GSD	TMC (mg/m^3)	Chamber Environment: Mean Temperature (°C)	Humidity (%)
147	24-Sep-01	148	0	0	0	0	0	0				24	41
148	25-Sep-01	149	0	0	0	0	0	0	4.030	2.079	6.01E-04	24	54
149	26-Sep-01	150	0	0	0	0	0	0				24	43
150	27-Sep-01	151	0	0	0	0	0	0				24	43
151	28-Sep-01	152	0	0	0	0	0	0				24	44
152	29-Sep-01	153	0	0	0	0	0	0				24	44
153	30-Sep-01	154	0	0	0	0	0	0				24	40
154	1-Oct-01	155	0	0	0	0	0	0				24	44
155	2-Oct-01	156	0	0	0	0	0	0	3.306	2.498	5.45E-03	24	44
156	3-Oct-01	157	0	0	0	0	0	0				24	46
157	4-Oct-01	158	0	0	0	0	0	0				24	48
158	5-Oct-01	159	0	0	0	0	0	0				24	46
159	6-Oct-01	160	0	0	0	0	0	0				24	51
160	7-Oct-01	161	0	0	0	0	0	0				24	35
161	8-Oct-01	162	0	0	0	0	0	0				24	36
162	9-Oct-01	163	0	0	0	0	0	0	2.018	1.951	1.65E-03	24	35
163	10-Oct-01	164	0	0	0	0	0	0				24	40
164	11-Oct-01	165	0	0	0	0	0	0				24	45
165	12-Oct-01	166	0	0	0	0	0	0				24	46
166	13-Oct-01	167	0	0	0	0	0	0				24	49
167	14-Oct-01	168	0	0	0	0	0	0				24	48

BASELINE GASOLINE VAPOR CONDENSATE:A TWO-GENERATION REPRODUCTION
STUDY IN RATS VIA WHOLE-BODY INHALATION EXPOSURES

Chamber Monitoring Results
Cumulative Exposure Record
Group I - 0 mg/m^3 (Air Control)

Day	Date	Exposure Number	Nominal (mg/m^3)	Analytical Chamber Concentration: Mean (mg/m^3)	Individual (mg/m^3)				Particle Size Determinations: MMAD (µm)	GSD	TMC (mg/m^3)	Chamber Environment: Mean Temperature (°C)	Humidity (%)
168	15-Oct-01	169	0	0	0	0	0	0				24	48
169	16-Oct-01	170	0	0	0	0	0	0	5.965	2.101	1.97E-02	24	42
170	17-Oct-01	171	0	0	0	0	0	0				24	40
171	18-Oct-01	172	0	0	0	0	0	0				24	33
172	19-Oct-01	173	0	0	0	0	0	0				24	35
173	20-Oct-01	174	0	0	0	0	0	0				24	41
174	21-Oct-01	175	0	0	0	0	0	0				24	41
175	22-Oct-01	176	0	0	0	0	0	0				24	45
176	23-Oct-01	177	0	0	0	0	0	0	1.202	1.979	2.57E-03	24	45
177	24-Oct-01	178	0	0	0	0	0	0				24	47
178	25-Oct-01	179	0	0	0	0	0	0				24	50
179	26-Oct-01	180	0	0	0	0	0	0				24	33
180	27-Oct-01	181	0	0	0	0	0	0				24	41
181	28-Oct-01	182	0	0	0	0	0	0				24	40
182	29-Oct-01	183	0	0	0	0	0	0				24	38
183	30-Oct-01	184	0	0	0	0	0	0	1.198	2.405	2.43E-03	24	44
184	31-Oct-01	185	0	0	0	0	0	0				24	43
185	1-Nov-01	186	0	0	0	0	0	0				24	47
186	2-Nov-01	187	0	0	0	0	0	0				24	62
187	3-Nov-01	188	0	0	0	0	0	0				23	65
188	4-Nov-01	189	0	0	0	0	0	0				24	45

BASELINE GASOLINE VAPOR CONDENSATE:A TWO-GENERATION REPRODUCTION
STUDY IN RATS VIA WHOLE-BODY INHALATION EXPOSURES

Chamber Monitoring Results
Cumulative Exposure Record
Group I - 0 mg/m^3 (Air Control)

Day	Date	Exposure Number	Nominal (mg/m^3)	Analytical Chamber Concentration: Mean (mg/m^3)	Individual (mg/m^3)				Particle Size Determinations: MMAD (µm)	GSD	TMC (mg/m^3)	Chamber Environment: Mean Temperature (°C)	Humidity (%)
189	5-Nov-01	190	0	0	0	0	0	0				24	42
190	6-Nov-01	191	0	0	0	0	0	0	8.950	1.862	1.18E-02	24	40
191	7-Nov-01	192	0	0	0	0	0	0				24	41
192	8-Nov-01	193	0	0	0	0	0	0				24	45
193	9-Nov-01	194	0	0	0	0	0	0				24	42
194	10-Nov-01	195	0	0	0	0	0	0				24	39
195	11-Nov-01	196	0	0	0	0	0	0				24	41
196	12-Nov-01	197	0	0	0	0	0	0				24	36
197	13-Nov-01	198	0	0	0	0	0	0	0.9313	1.774	1.05E-03	24	36
198	14-Nov-01	199	0	0	0	0	0	0				24	42
199	15-Nov-01	200	0	0	0	0	0	0				24	45
200	16-Nov-01	201	0	0	0	0	0	0				24	48
201	17-Nov-01	202	0	0	0	0	0	0				24	41
202	18-Nov-01	203	0	0	0	0	0	0				24	41
203	19-Nov-01	204	0	0	0	0	0	0				24	46
204	20-Nov-01	205	0	0	0	0	0	0	3.014	1.695	4.93E-04	24	42
205	21-Nov-01	206	0	0	0	0	0	0				24	37
206	22-Nov-01	207	0	0	0	0	0	0				24	37
207	23-Nov-01	208	0	0	0	0	0	0				24	40
208	24-Nov-01	209	0	0	0	0	0	0				24	52
209	25-Nov-01	210	0	0	0	0	0	0				24	55

BASELINE GASOLINE VAPOR CONDENSATE:A TWO-GENERATION REPRODUCTION
STUDY IN RATS VIA WHOLE-BODY INHALATION EXPOSURES

Chamber Monitoring Results
Cumulative Exposure Record
Group I - 0 mg/m^3 (Air Control)

Day	Date	Exposure Number	Nominal (mg/m^3)	Analytical Chamber Concentration: Mean (mg/m^3)	Individual (mg/m^3)				Particle Size Determinations: MMAD (µm)	GSD	TMC (mg/m^3)	Chamber Environment: Mean Temperature (°C)	Humidity (%)
210	26-Nov-01	211	0	0	0	0	0	0				24	51
211	27-Nov-01	212	0	0	0	0	0	0	2.695	2.518	1.65E-03	24	44
212	28-Nov-01	213	0	0	0	0	0	0				24	52
213	29-Nov-01	214	0	0	0	0	0	0				24	49
214	30-Nov-01	215	0	0	0	0	0	0				24	53
215	1-Dec-01	216	0	0	0	0	0	0				24	52
216	2-Dec-01	217	0	0	0	0	0	0				24	44
217	3-Dec-01	218	0	0	0	0	0	0				24	45
218	4-Dec-01	219	0	0	0	0	0	0	0.7610	1.344	3.43E-03	24	44
219	5-Dec-01	220	0	0	0	0	0	0				24	50
220	6-Dec-01	221	0	0	0	0	0	0				24	51
221	7-Dec-01	222	0	0	0	0	0	0				24	60
222	8-Dec-01	223	0	0	0	0	0	0				24	39
223	9-Dec-01	224	0	0	0	0	0	0				24	37
224	10-Dec-01	225	0	0	0	0	0	0				23	35
225	11-Dec-01	226	0	0	0	0	0	0	1.153	1.619	2.09E-03	23	43
226	12-Dec-01	227	0	0	0	0	0	0				23	39
227	13-Dec-01	228	0	0	0	0	0	0				22	46
228	14-Dec-01	229	0	0	0	0	0	0				22	49
229	15-Dec-01	230	0	0	0	0	0	0				23	38

BASELINE GASOLINE VAPOR CONDENSATE:A TWO-GENERATION REPRODUCTION
STUDY IN RATS VIA WHOLE-BODY INHALATION EXPOSURES

Chamber Monitoring Results
Cumulative Exposure Record
Group I - 0 mg/m^3 (Air Control)

Day	Date	Exposure Number	Nominal (mg/m^3)	Analytical Chamber Concentration: Mean (mg/m^3)	Individual (mg/m^3)				Particle Size Determinations: MMAD (µm)	GSD	TMC (mg/m^3)	Chamber Environment Mean: Temperature (°C)	Humidity (%)
230	16-Dec-01	231	0	0	0	0	0	0				23	36
231	17-Dec-01	232	0	0	0	0	0	0				24	39
232	18-Dec-01	233	0	0	0	0	0	0	6.081	2.403	7.22E-04	24	45
233	19-Dec-01	234	0	0	0	0	0	0				24	40
234	20-Dec-01	235	0	0	0	0	0	0				25	40
235	21-Dec-01	236	0	0	0	0	0	0				24	43
236	22-Dec-01	237	0	0	0	0	0	0				24	36
237	23-Dec-01	238	0	0	0	0	0	0				25	38
238	24-Dec-01	239	0	0	0	0	0	0				24	43
239	25-Dec-01	240	0	0	0	0	0	0	16.76	2.406	1.65E-02	24	38
240	26-Dec-01	241	0	0	0	0	0	0				25	40
241	27-Dec-01	242	0	0	0	0	0	0				25	37
242	28-Dec-01	243	0	0	0	0	0	0				25	40
243	29-Dec-01	244	0	0	0	0	0	0				26	42
244	30-Dec-01	245	0	0	0	0	0	0				26	49
245	31-Dec-01	246	0	0	0	0	0	0				25	36
246	1-Jan-02	247	0	0	0	0	0	0	0.9169	1.503	1.52E-03	25	41
247	2-Jan-02	248	0	0	0	0	0	0				24	44
248	3-Jan-02	249	0	0	0	0	0	0				22	41
249	4-Jan-02	250	0	0	0	0	0	0				24	40
250	5-Jan-02	251	0	0	0	0	0	0				24	50
251	6-Jan-02	252	0	0	0	0	0	0				24	46
252	7-Jan-02	253	0	0	0	0	0	0				24	38

BASELINE GASOLINE VAPOR CONDENSATE:A TWO-GENERATION REPRODUCTION
STUDY IN RATS VIA WHOLE-BODY INHALATION EXPOSURES

Chamber Monitoring Results
Cumulative Exposure Record
Group I - 0 mg/m³ (Air Control)

Day	Date	Exposure Number	Nominal (mg/m³)	Analytical Chamber Concentration: Mean (mg/m³)	Individual (mg/m³)				Particle Size Determinations: MMAD (µm)	GSD	TMC (mg/m³)	Chamber Environment: Mean Temperature (°C)	Humidity (%)
253	8-Jan-02	254	0	0	0	0	0	0	7.415	2.321	6.51E-03	23	36
254	9-Jan-02	255	0	0	0	0	0	0				23	34
255	10-Jan-02	256	0	0	0	0	0	0				23	38
256	11-Jan-02	257	0	0	0	0	0	0				22	33
		Mean	**0**		**0**				**3.515**	**2.036**	**4.06E-03**	**24.0**	**45.5**
		S.D.	**0**		**0**				**3.689**	**0.448**	**4.29E-03**	**1.1**	**6.2**

BASELINE GASOLINE VAPOR CONDENSATE:A TWO-GENERATION REPRODUCTION
STUDY IN RATS VIA WHOLE-BODY INHALATION EXPOSURES

Chamber Monitoring Results
Cumulative Exposure Record
Group II - 2000 mg/m^3

Day	Date	Exposure Number	Nominal (mg/m^3)	Analytical Chamber Concentration: Mean (mg/m^3)	Individual (mg/m^3)				Particle Size Determinations: MMAD (µm)	GSD	TMC (mg/m^3)	Chamber Environment: Mean Temperature (°C)	Mean Humidity (%)
0	30-Apr-01	1	2440	2018	2030	1980	1940	2120				26	32
1	1-May-01	2	2430	1965	1970	1950	1970	1970	2.514	1.849	2.98E-03	25	35
2	2-May-01	3	2460	2098	2080	2100	2110	2100				25	42
3	3-May-01	4	2470	1973	2000	1920	1890	2080				24	43
4	4-May-01	5	2450	1978	2040	2050	1780	2040				24	50
5	5-May-01	6	2450	1978	2120	1700	2050	2040				24	54
6	6-May-01	7	2800	2010	1850	2110	2070	2010				22	35
7	7-May-01	8	2520	2068	2050	2020	2070	2130				25	38
8	8-May-01	9	2290	2048	2160	2000	2170	1860	3.444	2.265	6.28E-03	25	41
9	9-May-01	10	2410	2003	2030	2020	1990	1970				25	42
10	10-May-01	11	2410	1963	1950	1890	1990	2020				25	42
11	11-May-01	12	2410	1970	1940	1920	2010	2010				25	43
12	12-May-01	13	2260	2003	2010	2030	1990	1980				24	48
13	13-May-01	14	2650	2198	2400	2170	2120	2100				25	37
14	14-May-01	15	2360	2000	1990	1990	2010	2010				25	36
15	15-May-01	16	2470	2058	2280	1880	2000	2070	2.637	2.097	1.29E-03	25	35
16	16-May-01	17	2420	2130	2160	2130	2090	2140				25	36
17	17-May-01	18	2370	2158	2170	2170	2130	2160				25	39
18	18-May-01	19	2320	2048	2080	2090	2050	1970				25	44
19	19-May-01	20	2340	2085	2010	2090	2120	2120				25	47
20	20-May-01	21	2270	2028	1960	2100	2050	2000				25	44
21	21-May-01	22	2310	1943	1790	1940	1900	2140				25	45

BASELINE GASOLINE VAPOR CONDENSATE:A TWO-GENERATION REPRODUCTION
STUDY IN RATS VIA WHOLE-BODY INHALATION EXPOSURES

Chamber Monitoring Results
Cumulative Exposure Record
Group II - 2000 mg/m³

Day	Date	Exposure Number	Nominal (mg/m³)	Analytical Chamber Concentration Mean (mg/m³)	Individual (mg/m³)				Particle Size Determinations MMAD (µm)	GSD	TMC (mg/m³)	Chamber Environment Mean Temperature (°C)	Humidity (%)
22	22-May-01	23	2310	2003	2230	1970	1970	1840	1.423	1.825	9.59E-04	28	48
23	23-May-01	24	2340	2028	2100	1980	2030	2000				26	50
24	24-May-01	25	2380	2000	2000	1960	1960	2080				25	48
25	25-May-01	26	2470	2063	2230	1970	2020	2030				25	47
26	26-May-01	27	2600	2035	1840	2090	2050	2160				26	48
27	27-May-01	28	2530	2020	2060	2040	2000	1980				26	51
28	28-May-01	29	2610	2038	2160	1990	2000	2000				26	49
29	29-May-01	30	2500	2013	2000	2000	2010	2040	0.9373	1.927	1.23E-03	25	45
30	30-May-01	31	2500	2023	2070	2000	2020	2000				26	35
31	31-May-01	32	2720	2000	2000	2000	2000	2000				26	33
32	1-Jun-01	33	2590	1993	1970	2000	2000	2000				26	35
33	2-Jun-01	34	2470	2175	2400	2200	2070	2030				26	48
34	3-Jun-01	35	2770	2048	2030	2030	2030	2100				26	49
35	4-Jun-01	36	2590	2003	2030	2010	2020	1950				26	44
36	5-Jun-01	37	2840	2125	2080	2000	2040	2380	0.8336	1.646	1.43E-03	26	45
37	6-Jun-01	38	2570	2070	2130	2010	2010	2130				26	47
38	7-Jun-01	39	2450	2025	2040	2010	2030	2020				26	43
39	8-Jun-01	40	2460	2043	2210	1960	1990	2010				26	42
40	9-Jun-01	41	2400	2008	2060	1960	2020	1990				26	39
41	10-Jun-01	42	2350	2000	2010	2000	1990	2000				26	39
42	11-Jun-01	43	2550	2100	2090	2280	2010	2020				26	45

BASELINE GASOLINE VAPOR CONDENSATE:A TWO-GENERATION REPRODUCTION
STUDY IN RATS VIA WHOLE-BODY INHALATION EXPOSURES

Chamber Monitoring Results
Cumulative Exposure Record
Group II - 2000 mg/m³

Day	Date	Exposure Number	Nominal (mg/m³)	Analytical Chamber Concentration: Mean (mg/m³)	Individual (mg/m³)				Particle Size Determinations: MMAD (µm)	GSD	TMC (mg/m³)	Chamber Environment: Mean Temperature (°C)	Humidity (%)
43	12-Jun-01	44	2490	2013	2050	2000	2020	1980	0.9419	1.766	1.60E-03	26	51
44	13-Jun-01	45	2490	2048	2070	2020	2000	2100				26	48
45	14-Jun-01	46	2390	2005	2000	2000	2000	2020				26	50
46	15-Jun-01	47	2500	2023	2080	2010	2000	2000				26	52
47	16-Jun-01	48	2540	2043	2110	2000	2070	1990				26	51
48	17-Jun-01	49	2540	2005	2000	2000	2000	2020				26	52
49	18-Jun-01	50	2530	2003	2000	2000	2010	2000				26	43
50	19-Jun-01	51	2440	1998	2010	2030	1980	1970	0.8474	1.484	1.59E-03	26	48
51	20-Jun-01	52	2390	2005	2110	1970	2000	1940				26	46
52	21-Jun-01	53	2550	1998	2000	2000	1990	2000				26	51
53	22-Jun-01	54	2400	1998	2010	1980	2000	2000				25	49
54	23-Jun-01	55	2400	1978	2000	1950	1980	1980				24	49
55	24-Jun-01	56	2460	1978	2000	1940	1940	2030				24	52
56	25-Jun-01	57	2350	1988	2000	1930	2000	2020				24	51
57	26-Jun-01	58	2370	2020	2000	1960	2090	2030	2.162	2.336	3.92E-03	24	52
58	27-Jun-01	59	2580	2005	2000	1980	2000	2040				25	42
59	28-Jun-01	60	2230	2003	2010	2000	2000	2000				24	41
60	29-Jun-01	61	2440	2112	2260	2140	2070	1980				25	38
61	30-Jun-01	62	2440	2135	2300	2140	2060	2040				24	45
62	1-Jul-01	63	2410	2060	2190	1890	2030	2130				25	43
63	2-Jul-01	64	2540	2043	2210	1990	1970	2000				24	41

BASELINE GASOLINE VAPOR CONDENSATE:A TWO-GENERATION REPRODUCTION
STUDY IN RATS VIA WHOLE-BODY INHALATION EXPOSURES

Chamber Monitoring Results
Cumulative Exposure Record
Group II - 2000 mg/m³

Day	Date	Exposure Number	Nominal (mg/m³)	Analytical Chamber Concentration: Mean (mg/m³)	Individual (mg/m³)				Particle Size Determinations: MMAD (µm)	GSD	TMC (mg/m³)	Chamber Environment: Mean Temperature (°C)	Humidity (%)
64	3-Jul-01	65	2410	1985	2010	1980	1990	1960	4.617	2.199	2.81E-03	24	42
65	4-Jul-01	66	2150	2008	2000	1950	2050	2030				24	45
66	5-Jul-01	67	2460	1998	2010	1940	1970	2070				24	41
67	6-Jul-01	68	2470	2015	2000	2090	1980	1990				24	43
68	7-Jul-01	69	2430	2000	2020	2010	2000	1970				24	41
69	8-Jul-01	70	2400	1995	1960	2000	1990	2030				24	46
70	9-Jul-01	71	2470	1993	2000	1990	2000	1980				24	39
71	10-Jul-01	72	2500	1990	2010	2000	2000	1950	0.8530	1.773	2.18E-03	24	38
72	11-Jul-01	73	2480	2008	2000	2000	1990	2040				25	43
73	12-Jul-01	74	2460	2013	2050	2000	2000	2000				24	43
74	13-Jul-01	75	2490	2000	2000	1980	1950	2070				24	43
75	14-Jul-01	76	2450	2013	2150	2000	1940	1960				24	45
76	15-Jul-01	77	2260	1850	1860	1680	1940	1920				24	44
77	16-Jul-01	78	2430	2008	2000	2030	2000	2000				25	41
78	17-Jul-01	79	2440	2083	2160	2040	2040	2090	0.8424	2.182	3.33E-03	25	42
79	18-Jul-01	80	2330	1943	2000	1940	1950	1880				25	45
80	19-Jul-01	81	2430	2000	2040	1960	2000	2000				25	47
81	20-Jul-01	82	2370	1988	1960	2030	1960	2000				25	50
82	21-Jul-01	83	2430	2033	2000	2010	1930	2190				24	49
83	22-Jul-01	84	2520	2383	3560	1960	2000	2010				24	48
84	23-Jul-01	85	2430	2000	2000	1950	2070	1980				24	44

BASELINE GASOLINE VAPOR CONDENSATE:A TWO-GENERATION REPRODUCTION STUDY IN RATS VIA WHOLE-BODY INHALATION EXPOSURES

Chamber Monitoring Results
Cumulative Exposure Record
Group II - 2000 mg/m³

Day	Date	Exposure Number	Nominal (mg/m³)	Analytical Chamber Concentration: Mean (mg/m³)	Individual (mg/m³)				Particle Size Determinations: MMAD (µm)	GSD	TMC (mg/m³)	Chamber Environment: Mean Temperature (°C)	Humidity (%)
85	24-Jul-01	86	2400	1978	1990	1900	2000	2020	1.125	2.596	7.41E-03	25	47
86	25-Jul-01	87	2470	2035	2250	1960	1960	1970				24	54
87	26-Jul-01	88	2270	1995	2050	2010	1970	1950				25	44
88	27-Jul-01	89	2330	2003	1980	1990	2040	2000				25	43
89	28-Jul-01	90	2350	2000	2010	2000	2010	1980				25	46
90	29-Jul-01	91	2290	1995	2000	1980	2000	2000				25	46
91	30-Jul-01	92	2420	2000	2030	1950	1980	2040				24	47
92	31-Jul-01	93	2340	1965	2000	1810	2000	2050	2.596	1.901	1.33E-03	23	45
93	1-Aug-01	94	2400	2010	2090	1960	2000	1990				23	54
94	2-Aug-01	95	2440	2003	2000	2000	2010	2000				22	54
95	3-Aug-01	96	2450	2010	2030	2000	1980	2030				23	58
96	4-Aug-01	97	2410	1985	2030	1970	2020	1920				23	56
97	5-Aug-01	98	2450	2015	2030	2020	2030	1980				23	39
98	6-Aug-01	99	2260	1970	1940	1950	2040	1950				23	46
99	7-Aug-01	100	2310	2003	2010	1980	2040	1980	0.8364	1.542	7.65E-03	23	58
100	8-Aug-01	101	2510	2000	2050	1950	2000	2000				24	48
101	9-Aug-01	102	2430	2008	1950	2050	2000	2030				24	51
102	10-Aug-01	103	2480	2013	1980	2060	2000	2010				24	54
103	11-Aug-01	104	2430	2013	2040	2000	2030	1980				23	55
104	12-Aug-01	105	2420	2003	2000	2030	1980	2000				24	43
105	13-Aug-01	106	2400	1995	1950	1900	2090	2040				24	43

BASELINE GASOLINE VAPOR CONDENSATE:A TWO-GENERATION REPRODUCTION
STUDY IN RATS VIA WHOLE-BODY INHALATION EXPOSURES

Chamber Monitoring Results
Cumulative Exposure Record
Group II - 2000 mg/m^3

Day	Date	Exposure Number	Nominal (mg/m^3)	Analytical Chamber Concentration: Mean (mg/m^3)	Individual (mg/m^3)				Particle Size Determinations: MMAD (µm)	GSD	TMC (mg/m^3)	Chamber Environment: Mean Temperature (°C)	Humidity (%)
106	14-Aug-01	107	2600	2013	1980	2070	2000	2000	0.9904	2.343	3.35E-03	24	43
107	15-Aug-01	108	2520	2003	2000	2010	2000	2000				24	43
108	16-Aug-01	109	2500	2028	1900	2080	2050	2080				25	43
109	17-Aug-01	110	2420	1990	2000	2000	2000	1960				25	43
110	18-Aug-01	111	2470	1995	1940	2040	2010	1990				25	41
111	19-Aug-01	112	2510	1995	2040	1900	2000	2040				25	41
112	20-Aug-01	113	2530	2040	2290	1980	2070	1820				25	44
113	21-Aug-01	114	2410	2008	2000	2030	2000	2000	3.192	2.870	2.09E-03	23	41
114	22-Aug-01	115	2420	2000	1980	2030	1990	2000				22	47
115	23-Aug-01	116	2470	2043	2280	1930	1980	1980				21	61
116	24-Aug-01	117	2470	1985	2000	1980	1960	2000				21	58
117	25-Aug-01	118	2430	1995	1960	1960	2060	2000				22	49
118	26-Aug-01	119	2430	2043	2080	2070	2020	2000				22	48
119	27-Aug-01	120	2380	2033	2060	2000	2000	2070				22	45
120	28-Aug-01	121	2410	1998	2030	2030	1980	1950	0.7675	2.080	2.91E-03	22	43
121	29-Aug-01	122	2500	2033	2040	2040	2000	2050				22	45
122	30-Aug-01	123	2370	2163	2170	2160	2200	2120				22	40
123	31-Aug-01	124	2530	2218	2300	2260	2200	2110				23	41
124	1-Sep-01	125	2300	2015	2050	1940	2040	2030				22	39
125	2-Sep-01	126	2320	1985	2030	1970	2000	1940				22	43
126	3-Sep-01	127	2330	2098	2160	2060	2060	2110				23	44

BASELINE GASOLINE VAPOR CONDENSATE:A TWO-GENERATION REPRODUCTION
STUDY IN RATS VIA WHOLE-BODY INHALATION EXPOSURES

Chamber Monitoring Results
Cumulative Exposure Record
Group II - 2000 mg/m³

Day	Date	Exposure Number	Nominal (mg/m³)	Analytical Chamber Concentration: Mean (mg/m³)	Individual (mg/m³)				Particle Size Determinations: MMAD (µm)	GSD	TMC (mg/m³)	Chamber Environment: Mean Temperature (°C)	Humidity (%)
127	4-Sep-01	128	2350	2213	2550	2170	2130	2000	0.9107	1.650	1.07E-03	23	44
128	5-Sep-01	129	2350	2150	2280	2060	2170	2090				23	48
129	6-Sep-01	130	2370	2145	2140	2100	2160	2180				23	44
130	7-Sep-01	131	2430	2093	2120	2100	2080	2070				23	45
131	8-Sep-01	132	2360	2018	2020	2000	1990	2060				24	46
132	9-Sep-01	133	2300	1923	1930	2050	1780	1930				24	46
133	10-Sep-01	134	2220	2028	1980	2160	1980	1990				23	44
134	11-Sep-01	135	2510	2013	2570	1820	1850	1810	13.58	2.181	6.87E-03	24	46
135	12-Sep-01	136	2360	1998	1990	2010	2010	1980				24	43
136	13-Sep-01	137	2430	2005	1980	2040	2000	2000				24	44
137	14-Sep-01	138	2460	1998	2010	1980	2000	2000				24	43
138	15-Sep-01	139	2430	2003	1980	2030	2000	2000				23	39
139	16-Sep-01	140	2400	2005	2000	2010	2000	2010				24	42
140	17-Sep-01	141	2440	2010	2010	2030	2010	1990				24	45
141	18-Sep-01	142	2470	2013	2050	2000	2000	2000	18.31	2.029	1.49E-02	24	46
142	19-Sep-01	143	2350	2003	2000	2000	2010	2000				24	46
143	20-Sep-01	144	2410	2003	2000	2000	2010	2000				24	52
144	21-Sep-01	145	2390	2003	2000	2010	2000	2000				24	53
145	22-Sep-01	146	2350	2013	2050	2000	2000	2000				24	51
146	23-Sep-01	147	2430	2003	2010	2000	2000	2000				23	53
147	24-Sep-01	148	2440	2003	1990	2000	1990	2030				24	40

BASELINE GASOLINE VAPOR CONDENSATE:A TWO-GENERATION REPRODUCTION
STUDY IN RATS VIA WHOLE-BODY INHALATION EXPOSURES

Chamber Monitoring Results
Cumulative Exposure Record
Group II - 2000 mg/m³

Day	Date	Exposure Number	Nominal (mg/m³)	Analytical Chamber Concentration: Mean (mg/m³)	Individual (mg/m³)				Particle Size Determinations: MMAD (µm)	GSD	TMC (mg/m³)	Chamber Environment: Mean Temperature (°C)	Humidity (%)
148	25-Sep-01	149	2450	2010	2030	2000	2000	2010	2.898	1.955	2.32E-04	24	53
149	26-Sep-01	150	2380	1943	1970	1820	2000	1980				24	42
150	27-Sep-01	151	2480	2000	1930	2010	2040	2020				24	42
151	28-Sep-01	152	2550	2008	2000	2030	2000	2000				24	43
152	29-Sep-01	153	2520	2003	2000	2010	2000	2000				24	43
153	30-Sep-01	154	2530	1998	2000	2020	1980	1990				24	38
154	1-Oct-01	155	2490	2005	1950	2040	2000	2030				24	43
155	2-Oct-01	156	2530	2015	2040	2000	2020	2000	3.075	2.268	4.06E-03	24	43
156	3-Oct-01	157	2540	2028	2080	2070	2010	1950				24	46
157	4-Oct-01	158	2500	2005	1930	2030	2060	2000				24	47
158	5-Oct-01	159	2510	1953	2030	2110	1830	1840				24	46
159	6-Oct-01	160	2180	1845	2260	1640	1720	1760				24	49
160	7-Oct-01	161	2330	1958	1800	2030	2000	2000				24	35
161	8-Oct-01	162	2360	1980	2000	1950	1990	1980				24	36
162	9-Oct-01	163	2430	2000	2000	2020	2000	1980	4.632	2.148	3.97E-03	24	34
163	10-Oct-01	164	2470	2005	2010	2000	2000	2010				24	38
164	11-Oct-01	165	2400	2008	2030	2000	2000	2000				24	44
165	12-Oct-01	166	2590	2038	2120	2020	2000	2010				24	45
166	13-Oct-01	167	2390	2023	2010	2080	2000	2000				24	47
167	14-Oct-01	168	2460	2018	2000	2020	2050	2000				24	46
168	15-Oct-01	169	2430	1993	2000	2000	1990	1980				24	47

BASELINE GASOLINE VAPOR CONDENSATE:A TWO-GENERATION REPRODUCTION
STUDY IN RATS VIA WHOLE-BODY INHALATION EXPOSURES

Chamber Monitoring Results
Cumulative Exposure Record
Group II - 2000 mg/m³

Day	Date	Exposure Number	Nominal (mg/m³)	Analytical Chamber Concentration: Mean (mg/m³)	Individual (mg/m³)				Particle Size Determinations: MMAD (µm)	GSD	TMC (mg/m³)	Chamber Environment: Mean Temperature (°C)	Humidity (%)
169	16-Oct-01	170	2420	2008	2000	2000	2030	2000	1.118	1.687	2.21E-03	24	39
170	17-Oct-01	171	2440	1998	2000	2000	1990	2000				24	37
171	18-Oct-01	172	2510	1998	1960	1900	2070	2060				24	33
172	19-Oct-01	173	2320	1998	2000	1980	2000	2010				24	34
173	20-Oct-01	174	2460	2005	2020	2000	2000	2000				24	40
174	21-Oct-01	175	2430	2013	2050	2000	2000	2000				24	39
175	22-Oct-01	176	2450	1988	2000	2000	1950	2000				24	45
176	23-Oct-01	177	2460	2015	2030	2030	2000	2000	14.40	2.713	1.13E-02	24	44
177	24-Oct-01	178	2400	1988	2000	2010	1950	1990				24	47
178	25-Oct-01	179	2510	1968	1930	2000	1990	1950				24	48
179	26-Oct-01	180	2430	2010	2030	2000	2010	2000				24	33
180	27-Oct-01	181	2470	2000	2010	2000	2000	1990				24	40
181	28-Oct-01	182	2540	2018	2030	2010	2030	2000				24	38
182	29-Oct-01	183	2470	2005	2030	2000	1990	2000				24	37
183	30-Oct-01	184	2440	2023	2030	2030	2000	2030	0.9964	2.194	2.19E-03	24	43
184	31-Oct-01	185	2420	1983	1950	1980	2010	1990				24	54
185	1-Nov-01	186	2520	2043	2180	1990	2000	2000				24	47
186	2-Nov-01	187	2480	1963	2200	1840	1900	1910				24	61
187	3-Nov-01	188	2740	2120	2270	2020	2190	2000				24	69
188	4-Nov-01	189	2350	2028	2070	1980	2090	1970				24	45
189	5-Nov-01	190	2320	1990	1980	1980	1980	2020				24	42

BASELINE GASOLINE VAPOR CONDENSATE:A TWO-GENERATION REPRODUCTION
STUDY IN RATS VIA WHOLE-BODY INHALATION EXPOSURES

Chamber Monitoring Results
Cumulative Exposure Record
Group II - 2000 mg/m³

Day	Date	Exposure Number	Nominal (mg/m³)	Analytical Chamber Concentration: Mean (mg/m³)	Individual (mg/m³)				Particle Size Determinations: MMAD (µm)	GSD	TMC (mg/m³)	Chamber Environment: Mean Temperature (°C)	Humidity (%)
190	6-Nov-01	191	2340	2008	2040	2000	1990	2000	7.901	1.727	4.54E-03	24	39
191	7-Nov-01	192	2340	2010	2000	2000	2010	2030				24	40
192	8-Nov-01	193	2420	2020	2010	2000	2050	2020				24	44
193	9-Nov-01	194	2380	2003	2000	1990	2010	2010				24	42
194	10-Nov-01	195	2330	2108	2540	1960	1950	1980				24	38
195	11-Nov-01	196	2420	2008	2060	2000	1990	1980				24	41
196	12-Nov-01	197	2360	1995	2020	2040	1950	1970				24	36
197	13-Nov-01	198	2400	2010	2000	2010	2000	2030	1.300	2.601	1.17E-03	24	37
198	14-Nov-01	199	2360	2000	2010	1970	2030	1990				24	41
199	15-Nov-01	200	2350	2015	2130	1980	1990	1960				24	45
200	16-Nov-01	201	2440	2003	2030	2010	1980	1990				24	47
201	17-Nov-01	202	2440	1983	2000	1980	1980	1970				24	40
202	18-Nov-01	203	2430	1958	1970	1950	1980	1930				24	40
203	19-Nov-01	204	2450	2010	2030	2020	1990	2000				24	45
204	20-Nov-01	205	2470	1995	2000	1970	1980	2030	1.711	1.533	3.72E-04	24	42
205	21-Nov-01	206	2380	1995	2030	2000	1970	1980				24	36
206	22-Nov-01	207	2460	2010	2030	2000	2010	2000				24	36
207	23-Nov-01	208	2480	2003	1950	2030	2000	2030				24	39
208	24-Nov-01	209	2380	1938	1870	1970	1960	1950				24	51
209	25-Nov-01	210	2290	1973	2030	1910	1870	2080				24	53
210	26-Nov-01	211	2380	2033	2030	2040	2090	1970				25	49

BASELINE GASOLINE VAPOR CONDENSATE:A TWO-GENERATION REPRODUCTION STUDY IN RATS VIA WHOLE-BODY INHALATION EXPOSURES

Chamber Monitoring Results
Cumulative Exposure Record
Group II - 2000 mg/m^3

Day	Date	Exposure Number	Nominal (mg/m^3)	Analytical Chamber Concentration: Mean (mg/m^3)	Individual (mg/m^3)				Particle Size Determinations: MMAD (µm)	GSD	TMC (mg/m^3)	Chamber Environment: Mean Temperature (°C)	Humidity (%)
211	27-Nov-01	212	2330	1988	1900	2000	2040	2010	0.8064	1.713	8.78E-04	25	43
212	28-Nov-01	213	2410	1990	2020	1980	1950	2010				24	50
213	29-Nov-01	214	2510	2003	2010	1950	2050	2000				24	47
214	30-Nov-01	215	2540	2043	2030	2060	2040	2040				25	50
215	1-Dec-01	216	2410	2005	2000	2000	2010	2010				24	51
216	2-Dec-01	217	2150	2013	1850	2090	2040	2070				24	43
217	3-Dec-01	218	2280	2010	2070	1980	1950	2040				24	44
218	4-Dec-01	219	2350	2010	2030	2020	2000	1990	0.7915	1.961	3.71E-03	24	43
219	5-Dec-01	220	2390	2013	2030	2000	2020	2000				24	47
220	6-Dec-01	221	2390	2005	2030	2000	2000	1990				24	48
221	7-Dec-01	222	2420	1995	2000	1980	1970	2030				24	51
222	8-Dec-01	223	2400	2008	2030	2010	2000	1990				24	37
223	9-Dec-01	224	2430	2020	2030	2030	2020	2000				24	36
224	10-Dec-01	225	2490	2010	2010	1950	1990	2090				24	35
225	11-Dec-01	226	2480	2018	2010	1970	2040	2050	1.046	1.579	1.83E-03	23	41
226	12-Dec-01	227	2410	1990	1970	1990	1980	2020				23	37
227	13-Dec-01	228	2540	2015	2080	2030	2010	1940				23	43
228	14-Dec-01	229	2510	2000	2090	1960	1970	1980				23	47
229	15-Dec-01	230	2520	2030	2090	2020	2000	2010				23	36
230	16-Dec-01	231	2570	2023	2100	2050	1980	1960				23	35
231	17-Dec-01	232	2570	2013	2090	2020	1960	1980				24	39

BASELINE GASOLINE VAPOR CONDENSATE:A TWO-GENERATION REPRODUCTION
STUDY IN RATS VIA WHOLE-BODY INHALATION EXPOSURES

Chamber Monitoring Results
Cumulative Exposure Record
Group II - 2000 mg/m³

Day	Date	Exposure Number	Nominal (mg/m³)	Analytical Chamber Concentration: Mean (mg/m³)	Individual (mg/m³)				Particle Size Determinations: MMAD (µm)	GSD	TMC (mg/m³)	Chamber Environment: Mean Temperature (°C)	Humidity (%)
232	18-Dec-01	233	2380	1908	2050	1600	2030	1950	0.9671	1.460	2.43E-04	24	42
233	19-Dec-01	234	2510	2035	2030	2030	2050	2030				24	38
234	20-Dec-01	235	2590	2055	2040	2090	2010	2080				24	37
235	21-Dec-01	236	2550	2063	2030	2080	2090	2050				24	43
236	22-Dec-01	237	2220	1850	1970	1630	1940	1860				24	35
237	23-Dec-01	238	2360	1970	1890	1900	2040	2050				24	36
238	24-Dec-01	239	2430	2030	2110	2040	1980	1990				25	43
239	25-Dec-01	240	2550	2030	2090	2010	2030	1990	13.60	2.402	7.61E-03	25	36
240	26-Dec-01	241	2630	2043	2000	2000	2080	2090				25	37
241	27-Dec-01	242	2460	2020	2100	1970	2090	1920				25	35
242	28-Dec-01	243	2490	2010	2010	1950	2040	2040				25	37
243	29-Dec-01	244	2590	2153	2330	2130	2080	2070				26	39
244	30-Dec-01	245	2190	1900	2030	1710	1910	1950				25	46
245	31-Dec-01	246	2280	1940	1770	2070	1990	1930				25	38
246	1-Jan-02	247	2140	1838	2070	2010	1670	1600	1.253	2.492	2.58E-03	25	40
247	2-Jan-02	248	2520	2063	2100	2090	2000	2060				24	40
248	3-Jan-02	249	2490	2010	2010	2000	2020	2010				23	38
249	4-Jan-02	250	2530	2008	2000	1990	2040	2000				24	37
250	5-Jan-02	251	2280	1995	2000	1980	2010	1990				24	50
251	6-Jan-02	252	2390	1948	1850	1930	2010	2000				24	43
252	7-Jan-02	253	2380	1958	1970	1950	1950	1960				24	37

BASELINE GASOLINE VAPOR CONDENSATE:A TWO-GENERATION REPRODUCTION
STUDY IN RATS VIA WHOLE-BODY INHALATION EXPOSURES

Chamber Monitoring Results
Cumulative Exposure Record
Group II - 2000 mg/m³

Day	Date	Exposure Number	Nominal (mg/m³)	Analytical Chamber Concentration: Mean (mg/m³)	Individual (mg/m³)				Particle Size Determinations: MMAD (µm)	GSD	TMC (mg/m³)	Chamber Environment: Mean Temperature (°C)	Mean Humidity (%)
253	8-Jan-02	254	2210	1928	1940	1930	1920	1920	7.442	2.295	4.83E-03	24	35
254	9-Jan-02	255	2080	1913	1810	1910	1950	1980				23	33
255	10-Jan-02	256	2090	1955	1910	1950	1960	2000				23	36
256	11-Jan-02	257	2160	1940	1900	1930	1950	1980				23	32
257	12-Jan-02	258	2090	1955	1950	1930	1950	1990				23	36
258	13-Jan-02	259	2180	2005	1960	1950	2050	2060				23	32
259	14-Jan-02	260	2140	2008	1960	2080	2000	1990				23	40
260	15-Jan-02	261	2130	2005	2030	2000	1970	2020				23	32
		Mean	**2432**		**2014**				**3.468**	**2.034**	**3.48E-03**	**24.2**	**43.9**
		S.D.	**104**		**96**				**4.457**	**0.366**	**3.15E-03**	**1.0**	**5.8**

BASELINE GASOLINE VAPOR CONDENSATE:A TWO-GENERATION REPRODUCTION
STUDY IN RATS VIA WHOLE-BODY INHALATION EXPOSURES

Chamber Monitoring Results
Cumulative Exposure Record
Group III - 10000 mg/m³

Day	Date	Exposure Number	Nominal (mg/m³)	Analytical Chamber Concentration: Mean (mg/m³)	Individual (mg/m³)				Particle Size Determinations: MMAD (µm)	GSD	TMC (mg/m³)	Chamber Environment: Mean Temperature (°C)	Mean Humidity (%)
0	30-Apr-01	1	10400	10190	11100	10100	8760	10800				26	32
1	1-May-01	2	10100	9633	9680	9920	9920	9010	1.651	1.701	1.65E-03	25	35
2	2-May-01	3	10600	10450	10400	10500	10700	10200				25	41
3	3-May-01	4	9820	9203	10100	7340	9070	10300				24	42
4	4-May-01	5	10400	10230	10100	10400	10000	10400				24	49
5	5-May-01	6	10100	9835	10000	9770	9890	9680				24	53
6	6-May-01	7	10100	9553	8310	10000	10100	9800				22	35
7	7-May-01	8	10500	10350	10200	10100	10300	10800				25	38
8	8-May-01	9	10200	9805	10000	9860	9680	9680	4.522	2.383	7.00E-03	25	40
9	9-May-01	10	10500	10070	10300	9980	10400	9610				26	42
10	10-May-01	11	10300	10050	10500	10000	10000	9710				25	42
11	11-May-01	12	10400	9973	9370	9920	10300	10300				25	42
12	12-May-01	13	10800	10220	9920	10000	9770	11200				25	46
13	13-May-01	14	10400	10120	10100	10700	9740	9920				25	36
14	14-May-01	15	10500	10130	10000	10100	10300	10100				26	35
15	15-May-01	16	10500	10150	10200	9980	9920	10500	1.401	1.622	5.49E-04	26	35
16	16-May-01	17	10600	10200	10100	9680	10600	10400				26	36
17	17-May-01	18	10200	10460	10700	10400	10900	9830				26	38
18	18-May-01	19	10000	10030	9830	10100	10200	10000				26	53
19	19-May-01	20	10200	10070	9920	10200	10200	9950				26	45
20	20-May-01	21	10000	10280	10000	10300	10200	10600				26	43
21	21-May-01	22	10800	10320	9680	10600	10300	10700				26	44

BASELINE GASOLINE VAPOR CONDENSATE:A TWO-GENERATION REPRODUCTION
STUDY IN RATS VIA WHOLE-BODY INHALATION EXPOSURES

Chamber Monitoring Results
Cumulative Exposure Record
Group III - 10000 mg/m³

Day	Date	Exposure Number	Nominal (mg/m³)	Analytical Chamber Concentration: Mean (mg/m³)	Individual (mg/m³)				Particle Size Determinations: MMAD (µm)	GSD	TMC (mg/m³)	Chamber Environment: Mean Temperature (°C)	Humidity (%)
22	22-May-01	23	10100	10150	10000	10600	10000	9980	1.688	1.973	1.11E-03	29	47
23	23-May-01	24	10100	9980	9280	10400	9740	10500				26	49
24	24-May-01	25	10100	10200	10500	10000	10300	9980				26	46
25	25-May-01	26	10000	10300	10000	10500	10600	10100				26	47
26	26-May-01	27	9790	10080	9800	10300	10200	10000				26	47
27	27-May-01	28	9870	10030	10000	10100	10000	10000				26	50
28	28-May-01	29	10400	10300	10300	10000	10300	10600				26	47
29	29-May-01	30	9820	10070	10500	9460	10300	10000	1.381	2.172	1.92E-03	26	44
30	30-May-01	31	9800	10180	10000	10300	10300	10100				26	35
31	31-May-01	32	9220	9820	10200	9830	10100	9160				26	33
32	1-Jun-01	33	9920	10200	10700	9950	10300	9860				26	35
33	2-Jun-01	34	10200	10590	9640	11900	10600	10200				26	47
34	3-Jun-01	35	10300	10300	10100	10100	10100	10900				26	49
35	4-Jun-01	36	10300	10020	9980	10000	10100	10000				26	44
36	5-Jun-01	37	10200	10100	10000	10100	9980	10300	0.8545	1.690	1.41E-03	26	45
37	6-Jun-01	38	9990	10450	11600	9680	10500	10000				26	46
38	7-Jun-01	39	10000	9993	9950	10100	10000	9920				26	41
39	8-Jun-01	40	9610	10028	10700	9950	10000	9460				26	40
40	9-Jun-01	41	9650	10090	10400	10000	9980	9980				26	39
41	10-Jun-01	42	9310	10290	10100	10200	10900	9950				26	39
42	11-Jun-01	43	9960	10170	10300	10800	9890	9680				26	46

BASELINE GASOLINE VAPOR CONDENSATE:A TWO-GENERATION REPRODUCTION
STUDY IN RATS VIA WHOLE-BODY INHALATION EXPOSURES

Chamber Monitoring Results
Cumulative Exposure Record
Group III - 10000 mg/m³

Day	Date	Exposure Number	Nominal (mg/m³)	Analytical Chamber Concentration: Mean (mg/m³)	Individual (mg/m³)				Particle Size Determinations: MMAD (µm)	GSD	TMC (mg/m³)	Chamber Environment: Mean Temperature (°C)	Humidity (%)
43	12-Jun-01	44	10600	9858	7830	10500	10600	10500	1.177	1.654	2.02E-03	26	49
44	13-Jun-01	45	10000	10490	10900	9950	10400	10700				26	46
45	14-Jun-01	46	9520	10010	10100	10100	9980	9860				26	48
46	15-Jun-01	47	10700	10550	10700	10600	10300	10600				26	51
47	16-Jun-01	48	10200	10180	10500	10000	10200	10000				26	50
48	17-Jun-01	49	10100	10120	10000	10500	10000	9980				26	50
49	18-Jun-01	50	10300	10060	10100	10200	10000	9950				26	41
50	19-Jun-01	51	9960	10030	9830	10100	10000	10200	0.9191	2.123	3.68E-03	26	46
51	20-Jun-01	52	9940	10090	9640	10300	10400	10000				27	46
52	21-Jun-01	53	10000	9995	10000	9980	10000	10000				26	50
53	22-Jun-01	54	10100	10050	10100	10100	10000	9980				25	48
54	23-Jun-01	55	9880	10050	10000	9950	9830	10400				24	51
55	24-Jun-01	56	9880	9998	10000	10000	10100	9890				25	52
56	25-Jun-01	57	10000	10640	10000	9770	10300	12500				24	51
57	26-Jun-01	58	10400	10090	9860	10000	10200	10300	1.799	2.072	3.40E-03	25	52
58	27-Jun-01	59	10200	10100	9980	10100	10000	10300				25	42
59	28-Jun-01	60	10400	10070	10100	10200	10000	9980				25	42
60	29-Jun-01	61	10100	10630	11000	10600	10700	10200				25	38
61	30-Jun-01	62	10000	10590	11000	11000	10400	9950				25	44
62	1-Jul-01	63	9940	10400	10700	9890	10600	10400				25	43
63	2-Jul-01	64	10100	10120	10300	10000	9860	10300				25	41

BASELINE GASOLINE VAPOR CONDENSATE:A TWO-GENERATION REPRODUCTION
STUDY IN RATS VIA WHOLE-BODY INHALATION EXPOSURES

Chamber Monitoring Results
Cumulative Exposure Record
Group III - 10000 mg/m^3

Day	Date	Exposure Number	Nominal (mg/m^3)	Analytical Chamber Concentration: Mean (mg/m^3)	Individual (mg/m^3)				Particle Size Determinations: MMAD (µm)	GSD	TMC (mg/m^3)	Chamber Environment: Mean Temperature (°C)	Humidity (%)
64	3-Jul-01	65	9940	10250	10400	10100	10200	10300	4.928	2.112	4.51E-03	25	42
65	4-Jul-01	66	10100	10280	10400	10000	10400	10300				25	46
66	5-Jul-01	67	10100	10300	10400	10300	10400	10100				24	41
67	6-Jul-01	68	9660	10060	10300	10400	9740	9800				24	43
68	7-Jul-01	69	9360	10060	10700	9950	10100	9490				25	41
69	8-Jul-01	70	9700	10020	9770	10000	10200	10100				25	46
70	9-Jul-01	71	9700	9998	9890	10100	10000	10000				25	40
71	10-Jul-01	72	9660	9980	10000	9520	10100	10300	1.317	2.547	2.41E-03	25	38
72	11-Jul-01	73	9740	9928	10000	10000	9710	10000				25	43
73	12-Jul-01	74	9780	10160	10600	10000	10300	9740				25	43
74	13-Jul-01	75	9600	10010	10000	10000	9830	10200				25	43
75	14-Jul-01	76	10200	9745	9430	9920	10200	9430				25	44
76	15-Jul-01	77	10100	10600	10300	11600	10000	10500				25	44
77	16-Jul-01	78	10000	10120	10700	10100	9860	9800				24	42
78	17-Jul-01	79	10500	10600	10300	10700	11200	10200	1.694	2.790	4.35E-03	25	43
79	18-Jul-01	80	10300	10080	9920	10300	10100	9980				24	45
80	19-Jul-01	81	9740	10200	10700	9890	10100	10100				25	49
81	20-Jul-01	82	9650	9995	10000	9980	10000	10000				24	51
82	21-Jul-01	83	9710	10010	10400	9830	9800	10000				24	47
83	22-Jul-01	84	9750	10070	9890	10100	10300	10000				24	46
84	23-Jul-01	85	9360	10480	10400	10700	10700	10100				25	46

BASELINE GASOLINE VAPOR CONDENSATE:A TWO-GENERATION REPRODUCTION STUDY IN RATS VIA WHOLE-BODY INHALATION EXPOSURES

Chamber Monitoring Results
Cumulative Exposure Record
Group III - 10000 mg/m³

Day	Date	Exposure Number	Nominal (mg/m³)	Analytical Chamber Concentration: Mean (mg/m³)	Individual (mg/m³)				Particle Size Determinations: MMAD (µm)	GSD	TMC (mg/m³)	Chamber Environment: Mean Temperature (°C)	Humidity (%)
85	24-Jul-01	86	9460	10100	10000	9890	10100	10400	15.62	3.639	1.29E-02	25	50
86	25-Jul-01	87	10400	10750	10900	10500	10700	10900				25	54
87	26-Jul-01	88	9950	10750	11100	10700	10300	10900				25	45
88	27-Jul-01	89	9360	10050	10100	10100	10100	9890				25	44
89	28-Jul-01	90	9820	10200	10900	9920	9860	10100				25	45
90	29-Jul-01	91	9820	10030	10100	10200	9890	9920				25	45
91	30-Jul-01	92	9910	10020	9680	10200	10100	10100				24	49
92	31-Jul-01	93	9970	10020	9890	9980	10200	10000	1.655	1.467	7.51E-04	23	44
93	1-Aug-01	94	9870	9915	9680	9830	9950	10200				23	53
94	2-Aug-01	95	9860	10030	10000	10000	10100	10000				23	48
95	3-Aug-01	96	10000	10030	9830	10100	10200	9980				23	54
96	4-Aug-01	97	10400	10400	10400	10600	10500	10100				24	58
97	5-Aug-01	98	10200	10490	11600	10700	9830	9830				24	40
98	6-Aug-01	99	9590	10010	10100	9980	10000	9950				24	46
99	7-Aug-01	100	9690	9998	10000	9890	10100	10000	0.8296	1.303	7.11E-03	24	52
100	8-Aug-01	101	9680	9965	10000	9860	10000	10000				24	51
101	9-Aug-01	102	9850	9753	8310	10300	10400	10000				24	49
102	10-Aug-01	103	9920	10020	10000	10000	10100	9980				24	54
103	11-Aug-01	104	9950	10010	9950	10100	10100	9890				23	50
104	12-Aug-01	105	9880	10050	10000	10100	10100	10000				24	41
105	13-Aug-01	106	9520	10080	10000	9830	10400	10100				25	44

BASELINE GASOLINE VAPOR CONDENSATE:A TWO-GENERATION REPRODUCTION
STUDY IN RATS VIA WHOLE-BODY INHALATION EXPOSURES

Chamber Monitoring Results
Cumulative Exposure Record
Group III - 10000 mg/m³

Day	Date	Exposure Number	Nominal (mg/m³)	Analytical Chamber Concentration: Mean (mg/m³)	Individual (mg/m³)				Particle Size Determinations: MMAD (µm)	GSD	TMC (mg/m³)	Chamber Environment: Mean Temperature (°C)	Humidity (%)
106	14-Aug-01	107	9890	10050	10000	10100	10000	10100	1.093	2.171	3.06E-03	24	41
107	15-Aug-01	108	9720	10100	9980	10000	10000	10400				24	41
108	16-Aug-01	109	9700	10110	10400	9830	10100	10100				24	42
109	17-Aug-01	110	9550	9990	10000	9680	10300	9980				24	42
110	18-Aug-01	111	9960	10030	10000	10100	10000	10000				25	39
111	19-Aug-01	112	9930	9983	9830	10100	10000	10000				25	40
112	20-Aug-01	113	9790	10020	10000	10000	10100	9980				24	43
113	21-Aug-01	114	9740	9980	9830	10100	9890	10100	0.8375	1.418	1.06E-03	23	42
114	22-Aug-01	115	10100	10130	10000	10000	10100	10400				22	48
115	23-Aug-01	116	9700	10020	10000	10000	10100	9980				22	50
116	24-Aug-01	117	9890	9885	10000	9830	9710	10000				22	53
117	25-Aug-01	118	9810	10150	10300	9980	9830	10500				22	48
118	26-Aug-01	119	10100	10550	10700	10600	10500	10400				22	48
119	27-Aug-01	120	9720	10080	10100	10000	10100	10100				22	43
120	28-Aug-01	121	9490	10020	10300	10000	9830	9950	0.7432	1.432	2.48E-03	22	41
121	29-Aug-01	122	9730	10150	10300	10000	10300	10000				22	44
122	30-Aug-01	123	9850	10200	10700	10100	10000	10000				22	39
123	31-Aug-01	124	9990	9993	10100	9890	10300	9680				23	40
124	1-Sep-01	125	10100	10430	10600	10100	10400	10600				23	39
125	2-Sep-01	126	10400	10170	9190	10700	10500	10300				23	42
126	3-Sep-01	127	10400	10450	9980	10800	10400	10600				23	44

BASELINE GASOLINE VAPOR CONDENSATE:A TWO-GENERATION REPRODUCTION
STUDY IN RATS VIA WHOLE-BODY INHALATION EXPOSURES

Chamber Monitoring Results
Cumulative Exposure Record
Group III - 10000 mg/m³

Day	Date	Exposure Number	Nominal (mg/m³)	Analytical Chamber Concentration: Mean (mg/m³)	Individual (mg/m³)				Particle Size Determinations: MMAD (µm)	GSD	TMC (mg/m³)	Chamber Environment: Mean Temperature (°C)	Humidity (%)
127	4-Sep-01	128	10400	10850	10900	10100	11000	11400	0.8348	1.712	9.42E-04	23	42
128	5-Sep-01	129	10300	10250	10600	10000	10300	10100				23	46
129	6-Sep-01	130	10400	10160	9950	10100	10300	10300				23	43
130	7-Sep-01	131	10200	10080	10200	9980	9830	10300				23	44
131	8-Sep-01	132	10400	10950	11000	11200	10900	10700				23	45
132	9-Sep-01	133	10200	10290	10700	10600	9550	10300				23	43
133	10-Sep-01	134	9780	10010	10100	10000	10000	9950				24	44
134	11-Sep-01	135	10000	10010	10000	10000	10100	9950	8.100	2.126	4.27E-03	24	47
135	12-Sep-01	136	10100	9998	10000	9890	10100	10000				24	44
136	13-Sep-01	137	10100	10050	9680	10000	10400	10100				24	44
137	14-Sep-01	138	10000	10080	10100	10200	10000	10000				24	43
138	15-Sep-01	139	9890	9970	9830	10100	10000	9950				24	40
139	16-Sep-01	140	10100	10050	10000	10100	10100	10000				23	41
140	17-Sep-01	141	9890	9998	10000	9890	10100	10000				24	45
141	18-Sep-01	142	9910	10020	10000	10000	9980	10100	4.676	2.071	4.49E-03	24	46
142	19-Sep-01	143	9820	10030	10000	10000	10100	10000				24	46
143	20-Sep-01	144	9930	10020	9980	10000	10100	9980				24	52
144	21-Sep-01	145	9900	10020	9980	10000	10100	10000				24	53
145	22-Sep-01	146	9860	10070	10000	10300	10000	9980				24	51
146	23-Sep-01	147	9810	10030	10100	10000	10000	10000				24	49
147	24-Sep-01	148	9770	10050	10000	10100	10000	10100				24	42

BASELINE GASOLINE VAPOR CONDENSATE:A TWO-GENERATION REPRODUCTION
STUDY IN RATS VIA WHOLE-BODY INHALATION EXPOSURES

Chamber Monitoring Results
Cumulative Exposure Record
Group III - 10000 mg/m³

Day	Date	Exposure Number	Nominal (mg/m³)	Analytical Chamber Concentration: Mean (mg/m³)	Individual (mg/m³)				Particle Size Determinations: MMAD (µm)	GSD	TMC (mg/m³)	Chamber Environment: Mean Temperature (°C)	Mean Humidity (%)
148	25-Sep-01	149	9890	10080	10200	10000	10000	10100	2.670	2.174	1.57E-04	24	54
149	26-Sep-01	150	9990	10050	10000	10000	10100	10100				24	43
150	27-Sep-01	151	10000	10030	10000	10100	10000	10000				24	44
151	28-Sep-01	152	9920	10090	9950	10100	10100	10200				24	44
152	29-Sep-01	153	10000	10030	9830	10000	10200	10100				24	44
153	30-Sep-01	154	10000	10020	10000	10100	10000	9980				24	39
154	1-Oct-01	155	9960	9888	10000	9770	9680	10100				24	43
155	2-Oct-01	156	9970	10020	9980	10100	10000	10000	8.671	2.430	6.91E-03	24	44
156	3-Oct-01	157	10000	10030	10100	10000	10000	10000				24	46
157	4-Oct-01	158	10100	10040	9860	10300	10000	9980				24	47
158	5-Oct-01	159	10700	10750	11100	10800	10600	10500				24	47
159	6-Oct-01	160	10400	10180	10400	9950	10400	9980				24	50
160	7-Oct-01	161	10400	10250	10100	10300	10200	10400				24	36
161	8-Oct-01	162	10100	10100	9950	9980	10100	10000				24	36
162	9-Oct-01	163	9910	10050	9980	10000	10100	10100	3.670	1.959	1.70E-03	24	35
163	10-Oct-01	164	10100	10120	9980	10100	10400	10000				24	40
164	11-Oct-01	165	9810	10030	10000	10100	10000	10000				24	45
165	12-Oct-01	166	10500	10000	10000	10000	10000	10000				24	45
166	13-Oct-01	167	9930	9855	10000	9220	10100	10100				24	48
167	14-Oct-01	168	9870	9930	9830	10000	10000	9890				24	47
168	15-Oct-01	169	9940	9963	9860	9830	10300	9860				24	50

BASELINE GASOLINE VAPOR CONDENSATE:A TWO-GENERATION REPRODUCTION
STUDY IN RATS VIA WHOLE-BODY INHALATION EXPOSURES

Chamber Monitoring Results
Cumulative Exposure Record
Group III - 10000 mg/m³

Day	Date	Exposure Number	Nominal (mg/m³)	Analytical Chamber Concentration: Mean (mg/m³)	Individual (mg/m³)				Particle Size Determinations: MMAD (µm)	GSD	TMC (mg/m³)	Chamber Environment: Mean Temperature (°C)	Mean Humidity (%)
169	16-Oct-01	170	9900	9858	10000	9710	9830	9890	1.598	1.836	2.96E-03	24	42
170	17-Oct-01	171	10200	9970	9830	10100	9950	10000				24	39
171	18-Oct-01	172	10200	9815	9680	9280	10300	10000				24	35
172	19-Oct-01	173	9890	10010	10000	10000	9920	10100				24	35
173	20-Oct-01	174	9780	9980	9520	10100	10200	10100				24	40
174	21-Oct-01	175	9990	10000	10000	10000	10000	10000				24	41
175	22-Oct-01	176	10000	10030	10000	10000	10000	10100				24	46
176	23-Oct-01	177	9900	10100	10000	10100	10100	10200	11.21	2.614	1.00E-02	25	45
177	24-Oct-01	178	9850	10100	10100	10200	10100	10000				24	48
178	25-Oct-01	179	9910	10110	10100	10300	9950	10100				24	50
179	26-Oct-01	180	9830	10220	10400	9980	10100	10400				24	34
180	27-Oct-01	181	9980	10080	10100	10000	10200	10000				24	39
181	28-Oct-01	182	9740	10030	10000	10100	10000	10000				24	41
182	29-Oct-01	183	9700	9970	10100	9950	9830	10000				24	39
183	30-Oct-01	184	9930	10230	10400	10300	10200	10000	2.537	1.206	2.09E-03	24	45
184	31-Oct-01	185	10000	10300	10400	10300	10400	10100				24	45
185	1-Nov-01	186	9950	10200	10200	10100	10300	10200				24	47
186	2-Nov-01	187	10000	10500	9890	11200	9800	11100				25	61
187	3-Nov-01	188	10700	11300	11400	11500	11000	11300				24	65
188	4-Nov-01	189	10100	10570	11100	10900	10400	9890				24	45
189	5-Nov-01	190	10000	10350	10600	10100	10300	10400				24	44

BASELINE GASOLINE VAPOR CONDENSATE:A TWO-GENERATION REPRODUCTION STUDY IN RATS VIA WHOLE-BODY INHALATION EXPOSURES

Chamber Monitoring Results
Cumulative Exposure Record
Group III - 10000 mg/m^3

Day	Date	Exposure Number	Nominal (mg/m^3)	Analytical Chamber Concentration: Mean (mg/m^3)	Individual (mg/m^3)				Particle Size Determinations: MMAD (µm)	GSD	TMC (mg/m^3)	Chamber Environment: Mean Temperature (°C)	Mean Humidity (%)
190	6-Nov-01	191	10200	10500	10600	10500	10600	10400	3.941	1.812	2.33E-03	24	40
191	7-Nov-01	192	10200	10450	10400	10600	10300	10500				24	42
192	8-Nov-01	193	10000	10050	10100	10000	10100	9980				24	45
193	9-Nov-01	194	10100	10050	10100	10000	10000	10100				24	42
194	10-Nov-01	195	10300	9935	9920	9520	10300	10000				24	39
195	11-Nov-01	196	10200	10080	10100	10000	10100	10100				24	41
196	12-Nov-01	197	10300	10080	10200	10300	9980	9830				24	37
197	13-Nov-01	198	10200	10230	10400	10100	10200	10200	1.367	2.136	1.33E-03	24	39
198	14-Nov-01	199	10300	10060	10000	9830	10300	10100				24	43
199	15-Nov-01	200	10100	10050	10000	10100	10100	9980				24	45
200	16-Nov-01	201	10300	10070	10200	9980	9680	10400				24	48
201	17-Nov-01	202	9870	10110	10300	10200	10000	9950				24	43
202	18-Nov-01	203	9850	10040	10300	10000	9890	9980				24	41
203	19-Nov-01	204	10100	10250	10000	10300	10300	10400				24	46
204	20-Nov-01	205	10200	10280	10300	10300	10400	10100	1.738	1.760	4.55E-04	24	41
205	21-Nov-01	206	9970	10100	10000	10300	10100	9980				24	37
206	22-Nov-01	207	10200	10200	10000	9890	10400	10500				25	37
207	23-Nov-01	208	10400	10180	10000	10400	9920	10400				24	41
208	24-Nov-01	209	10300	10750	10200	10300	11100	11400				24	52
209	25-Nov-01	210	10500	10410	10500	9830	11200	10100				24	54
210	26-Nov-01	211	9680	10170	10900	10000	10000	9770				25	50

BASELINE GASOLINE VAPOR CONDENSATE:A TWO-GENERATION REPRODUCTION STUDY IN RATS VIA WHOLE-BODY INHALATION EXPOSURES

Chamber Monitoring Results
Cumulative Exposure Record
Group III - 10000 mg/m³

Day	Date	Exposure Number	Nominal (mg/m³)	Analytical Chamber Concentration: Mean (mg/m³)	Individual (mg/m³)				Particle Size Determinations: MMAD (µm)	GSD	TMC (mg/m³)	Chamber Environment: Mean Temperature (°C)	Humidity (%)
211	27-Nov-01	212	10200	10160	10000	9830	10400	10400	0.7840	1.596	8.65E-04	25	43
212	28-Nov-01	213	9820	10040	10400	10000	9890	9860				24	51
213	29-Nov-01	214	10200	10040	10300	9890	10000	9980				24	47
214	30-Nov-01	215	10600	10230	9710	10600	10300	10300				25	52
215	1-Dec-01	216	10100	10250	9890	10400	10400	10300				24	52
216	2-Dec-01	217	10300	10350	10700	10400	10100	10200				24	44
217	3-Dec-01	218	10300	10120	10200	9890	10100	10300				24	44
218	4-Dec-01	219	10200	10080	9520	10200	10300	10300	0.7720	1.647	3.43E-03	24	43
219	5-Dec-01	220	10100	10020	9890	9980	10200	10000				24	48
220	6-Dec-01	221	10300	10030	9830	10100	10000	10200				24	48
221	7-Dec-01	222	10300	10050	10000	10100	9980	10100				24	51
222	8-Dec-01	223	9890	10180	10700	10100	10100	9830				25	40
223	9-Dec-01	224	10000	10060	10400	9920	9980	9950				24	38
224	10-Dec-01	225	10400	9875	9980	9520	10000	10000				24	35
225	11-Dec-01	226	10700	10150	10000	10000	10300	10300	1.411	2.114	2.48E-03	24	41
226	12-Dec-01	227	9980	10000	10200	10000	9980	9830				23	38
227	13-Dec-01	228	10300	10010	9980	10100	10000	9950				23	44
228	14-Dec-01	229	10600	9878	10000	9830	9680	10000				23	47
229	15-Dec-01	230	10400	10130	10000	10100	10300	10100				23	36
230	16-Dec-01	231	10000	10080	11000	9950	9770	9580				24	34
231	17-Dec-01	232	10200	10100	9890	10300	10200	10000				24	38

BASELINE GASOLINE VAPOR CONDENSATE:A TWO-GENERATION REPRODUCTION
STUDY IN RATS VIA WHOLE-BODY INHALATION EXPOSURES

Chamber Monitoring Results
Cumulative Exposure Record
Group III - 10000 mg/m^3

Day	Date	Exposure Number	Nominal (mg/m^3)	Analytical Chamber Concentration: Mean (mg/m^3)	Individual (mg/m^3)				Particle Size Determinations: MMAD (µm)	GSD	TMC (mg/m^3)	Chamber Environment: Mean Temperature (°C)	Humidity (%)
232	18-Dec-01	233	10300	10830	11200	10300	10300	11500	1.331	1.592	3.47E-04	25	41
233	19-Dec-01	234	10000	9983	9830	10000	10100	10000				24	38
234	20-Dec-01	235	10100	10230	10200	9830	10600	10300				25	38
235	21-Dec-01	236	10000	10080	10200	10100	10000	10000				25	42
236	22-Dec-01	237	10600	10880	10900	10900	11000	10700				25	36
237	23-Dec-01	238	10500	10550	10700	10500	10400	10600				25	36
238	24-Dec-01	239	10100	10130	10200	10200	10100	10000				25	43
239	25-Dec-01	240	9930	10050	10300	10000	9920	9980	5.956	2.329	4.61E-03	25	36
240	26-Dec-01	241	10300	10130	10000	10000	10300	10200				25	38
241	27-Dec-01	242	9870	9858	9920	9520	10100	9890				25	35
242	28-Dec-01	243	10400	9938	9520	9830	10100	10300				25	37
243	29-Dec-01	244	10600	10200	10700	10000	10100	9980				26	39
244	30-Dec-01	245	10200	10060	10300	9920	10100	9920				25	46
245	31-Dec-01	246	10600	10350	10700	9950	9640	11100				25	37
246	1-Jan-02	247	10700	10460	10900	9920	10600	10400	19.72	2.516	1.73E-02	25	39
247	2-Jan-02	248	9760	10040	10300	10000	9860	10000				24	41
248	3-Jan-02	249	10100	10250	10400	10000	10100	10500				22	40
249	4-Jan-02	250	9940	10130	10300	10000	10200	10000				24	38
250	5-Jan-02	251	9830	10070	10400	9890	10000	9980				24	47
251	6-Jan-02	252	10200	10550	10400	10600	10600	10600				24	45
252	7-Jan-02	253	9810	10150	10100	10000	10300	10200				24	38

BASELINE GASOLINE VAPOR CONDENSATE:A TWO-GENERATION REPRODUCTION
STUDY IN RATS VIA WHOLE-BODY INHALATION EXPOSURES

Chamber Monitoring Results
Cumulative Exposure Record
Group III - 10000 mg/m^3

Day	Date	Exposure Number	Nominal (mg/m^3)	Analytical Chamber Concentration: Mean (mg/m^3)	Individual (mg/m^3)				Particle Size Determinations: MMAD (µm)	GSD	TMC (mg/m^3)	Chamber Environment: Mean Temperature (°C)	Mean Humidity (%)
253	8-Jan-02	254	9920	10090	10400	9920	9830	10200	4.808	2.207	3.06E-03	24	36
254	9-Jan-02	255	9890	10140	10300	10000	9950	10300				23	34
255	10-Jan-02	256	10200	10040	10000	10100	9950	10100				23	37
256	11-Jan-02	257	10300	10110	10100	10200	10400	9740				23	33
257	12-Jan-02	258	10100	9978	10000	9830	9680	10400				23	37
258	13-Jan-02	259	10100	10050	10000	10100	10000	10100				23	33
259	14-Jan-02	260	10100	10050	10000	10100	9980	10100				23	41
		Mean	**10052**		**10140**				**3.511**	**2.003**	**3.54E-03**	**24.4**	**43.8**
		S.D.	**289**		**369**				**4.250**	**0.474**	**3.58E-03**	**1.0**	**5.3**

BASELINE GASOLINE VAPOR CONDENSATE:A TWO-GENERATION REPRODUCTION
STUDY IN RATS VIA WHOLE-BODY INHALATION EXPOSURES

Chamber Monitoring Results
Cumulative Exposure Record
Group IV - 20000 mg/m^3

Day	Date	Exposure Number	Nominal (mg/m^3)	Analytical Chamber Concentration: Mean (mg/m^3)	Individual (mg/m^3)				Particle Size Determinations: MMAD (µm)	GSD	TMC (mg/m^3)	Chamber Environment: Mean Temperature (°C)	Humidity (%)
0	30-Apr-01	1	20200	20480	19100	22000	20400	20400				25	31
1	1-May-01	2	19700	19550	19700	18000	20400	20100	1.511	1.625	1.29E-03	25	33
2	2-May-01	3	19700	20330	20000	20800	20700	19800				25	39
3	3-May-01	4	19300	19580	18600	19200	21400	19100				24	42
4	4-May-01	5	19800	20130	19300	19800	20600	20800				24	45
5	5-May-01	6	19500	19700	19700	19500	19700	19900				24	50
6	6-May-01	7	19300	19600	17700	20000	20600	20100				23	33
7	7-May-01	8	19400	19030	20600	14800	20100	20600				25	36
8	8-May-01	9	18600	18800	19200	19500	19700	16800	1.277	1.818	2.46E-03	25	39
9	9-May-01	10	20200	20000	18500	19900	21400	20200				25	41
10	10-May-01	11	19900	20200	18700	21000	21100	20000				25	39
11	11-May-01	12	19600	19980	19800	20100	20000	20000				25	39
12	12-May-01	13	20400	20400	20300	20200	20700	20400				25	44
13	13-May-01	14	19600	19230	19200	20200	19400	18100				25	35
14	14-May-01	15	20400	19980	18500	20800	20600	20000				26	33
15	15-May-01	16	20700	20580	20700	20000	20700	20900	1.580	1.620	9.19E-04	26	33
16	16-May-01	17	20100	19800	20000	19600	18700	20900				26	34
17	17-May-01	18	20000	20200	20200	20500	20600	19500				25	35
18	18-May-01	19	19600	19850	19500	20300	20400	19200				26	41
19	19-May-01	20	19400	20200	20900	20200	20000	19700				26	44
20	20-May-01	21	19500	20450	19600	20600	20800	20800				26	41
21	21-May-01	22	20000	20450	20200	21000	20500	20100				26	42

BASELINE GASOLINE VAPOR CONDENSATE:A TWO-GENERATION REPRODUCTION STUDY IN RATS VIA WHOLE-BODY INHALATION EXPOSURES

Chamber Monitoring Results
Cumulative Exposure Record
Group IV - 20000 mg/m^3

Day	Date	Exposure Number	Nominal (mg/m^3)	Analytical Chamber Concentration: Mean (mg/m^3)	Individual (mg/m^3)				Particle Size Determinations: MMAD (µm)	GSD	TMC (mg/m^3)	Chamber Environment: Mean Temperature (°C)	Mean Humidity (%)
22	22-May-01	23	19300	19980	20000	19900	20000	20000	1.882	1.985	1.59E-03	29	45
23	23-May-01	24	19200	19980	19800	19900	20200	20000				26	47
24	24-May-01	25	19400	19980	20000	19500	20400	20000				26	43
25	25-May-01	26	18100	19900	20000	19800	19500	20300				26	43
26	26-May-01	27	18300	20180	20000	20000	20800	19900				26	43
27	27-May-01	28	18400	20100	20000	20100	20800	19500				26	47
28	28-May-01	29	18500	19880	20100	20000	19800	19600				26	44
29	29-May-01	30	18400	19750	20400	18600	20200	19800	1.285	1.880	1.57E-03	26	43
30	30-May-01	31	19700	20150	20000	20000	19700	20900				26	33
31	31-May-01	32	20100	21930	23600	21000	21600	21500				26	32
32	1-Jun-01	33	20500	20000	19800	19700	20500	20000				26	33
33	2-Jun-01	34	19900	20450	21100	20700	19500	20500				26	46
34	3-Jun-01	35	20300	20250	20200	20000	20100	20700				26	46
35	4-Jun-01	36	19100	19380	19200	18500	19800	20000				26	42
36	5-Jun-01	37	19700	20380	20000	20700	20800	20000	1.049	2.006	1.86E-03	26	44
37	6-Jun-01	38	19700	20400	20400	20000	20600	20600				26	44
38	7-Jun-01	39	19500	20330	21500	19800	20000	20000				26	40
39	8-Jun-01	40	19200	19680	18900	19800	20000	20000				26	39
40	9-Jun-01	41	18100	20230	21400	19800	20000	19700				26	36
41	10-Jun-01	42	17400	19980	20000	20000	19900	20000				26	36
42	11-Jun-01	43	19200	19980	20000	19900	20100	19900				26	43

BASELINE GASOLINE VAPOR CONDENSATE:A TWO-GENERATION REPRODUCTION
STUDY IN RATS VIA WHOLE-BODY INHALATION EXPOSURES

Chamber Monitoring Results
Cumulative Exposure Record
Group IV - 20000 mg/m^3

Day	Date	Exposure Number	Nominal (mg/m^3)	Analytical Chamber Concentration: Mean (mg/m^3)	Individual (mg/m^3)				Particle Size Determinations: MMAD (µm)	GSD	TMC (mg/m^3)	Chamber Environment: Mean Temperature (°C)	Humidity (%)
43	12-Jun-01	44	19400	19200	18000	19800	20100	18900	0.8612	1.815	1.50E-03	26	46
44	13-Jun-01	45	19700	20100	19900	19200	20400	20700				26	45
45	14-Jun-01	46	18800	19950	19200	20000	20200	20400				26	47
46	15-Jun-01	47	19300	20000	20000	20000	20000	20000				26	49
47	16-Jun-01	48	19500	19900	20000	20000	20000	19600				26	47
48	17-Jun-01	49	19400	20000	19600	20400	20000	20000				26	48
49	18-Jun-01	50	19700	19900	19000	19800	20400	20400				26	41
50	19-Jun-01	51	19200	19950	20400	19800	19500	20100	0.8340	1.745	4.23E-03	26	43
51	20-Jun-01	52	19200	20000	19900	19200	20400	20500				26	43
52	21-Jun-01	53	19500	20030	20000	20000	20000	20100				26	47
53	22-Jun-01	54	19500	20000	20000	19900	20000	20100				25	44
54	23-Jun-01	55	19100	20450	20300	19900	20400	21200				24	46
55	24-Jun-01	56	18400	20000	20000	20000	20100	19900				25	49
56	25-Jun-01	57	18700	20280	19900	19800	20400	21000				24	47
57	26-Jun-01	58	19600	20030	18900	19800	20000	21400	0.9786	2.192	2.95E-03	25	48
58	27-Jun-01	59	19600	19650	18300	20100	19800	20400				25	38
59	28-Jun-01	60	19600	19980	19800	20000	20000	20100				25	38
60	29-Jun-01	61	19700	20080	20400	18700	20800	20400				25	35
61	30-Jun-01	62	19500	19680	17700	20300	20400	20300				25	43
62	1-Jul-01	63	19800	20230	20900	19100	20100	20800				25	40
63	2-Jul-01	64	19400	19930	19900	20000	19900	19900				25	38

BASELINE GASOLINE VAPOR CONDENSATE:A TWO-GENERATION REPRODUCTION STUDY IN RATS VIA WHOLE-BODY INHALATION EXPOSURES

Chamber Monitoring Results
Cumulative Exposure Record
Group IV - 20000 mg/m^3

Day	Date	Exposure Number	Nominal (mg/m^3)	Analytical Chamber Concentration: Mean (mg/m^3)	Individual (mg/m^3)				Particle Size Determinations: MMAD (µm)	GSD	TMC (mg/m^3)	Chamber Environment: Mean Temperature (°C)	Mean Humidity (%)
64	3-Jul-01	65	19600	20000	20100	20000	19900	20000	10.92	2.534	4.26E-03	25	39
65	4-Jul-01	66	19700	20000	19800	19600	20200	20400				25	42
66	5-Jul-01	67	19600	20130	20200	19900	20300	20100				25	37
67	6-Jul-01	68	19600	20000	20700	18900	19900	20500				25	40
68	7-Jul-01	69	19900	20050	19800	19800	20300	20300				25	38
69	8-Jul-01	70	19700	20000	19500	20000	20400	20100				25	43
70	9-Jul-01	71	19600	20050	20000	20100	20100	20000				25	37
71	10-Jul-01	72	19900	20330	20000	20200	20400	20700	17.02	2.925	1.24E-02	25	36
72	11-Jul-01	73	19400	19880	20000	19500	19600	20400				25	40
73	12-Jul-01	74	19100	20030	20700	19900	19500	20000				24	40
74	13-Jul-01	75	18800	19880	20100	20000	19700	19700				25	40
75	14-Jul-01	76	19600	19550	19000	19900	19800	19500				25	40
76	15-Jul-01	77	19600	20080	20700	21200	18100	20300				25	42
77	16-Jul-01	78	19300	20000	19900	19900	19900	20300				24	39
78	17-Jul-01	79	19500	19930	19000	20300	20000	20400	0.8420	1.902	3.67E-03	25	40
79	18-Jul-01	80	19100	19950	19300	20400	20100	20000				25	42
80	19-Jul-01	81	19300	20080	18900	20500	20400	20500				25	44
81	20-Jul-01	82	19100	20030	20300	19900	19900	20000				25	44
82	21-Jul-01	83	19700	19800	19200	19800	19500	20700				25	41
83	22-Jul-01	84	18800	20300	20400	20600	21000	19200				25	41
84	23-Jul-01	85	19000	20000	19200	20400	20300	20100				24	41

BASELINE GASOLINE VAPOR CONDENSATE:A TWO-GENERATION REPRODUCTION STUDY IN RATS VIA WHOLE-BODY INHALATION EXPOSURES

Chamber Monitoring Results
Cumulative Exposure Record
Group IV - 20000 mg/m^3

Day	Date	Exposure Number	Nominal (mg/m^3)	Analytical Chamber Concentration: Mean (mg/m^3)	Individual (mg/m^3)				Particle Size Determinations: MMAD (µm)	GSD	TMC (mg/m^3)	Chamber Environment: Mean Temperature (°C)	Mean Humidity (%)
85	24-Jul-01	86	19400	20000	18600	20400	20600	20400	0.9485	2.448	5.62E-03	25	43
86	25-Jul-01	87	19700	20030	20300	19900	20200	19700				25	47
87	26-Jul-01	88	19300	19980	19700	20200	19800	20200				25	40
88	27-Jul-01	89	19200	20000	20000	20000	20000	20000				25	39
89	28-Jul-01	90	17900	19930	20700	19400	18900	20700				25	41
90	29-Jul-01	91	19200	20030	19900	20400	19900	19900				25	42
91	30-Jul-01	92	18600	19980	18900	20700	20200	20100				25	40
92	31-Jul-01	93	19500	20000	19800	20400	20000	19800	1.594	1.579	7.60E-04	24	39
93	1-Aug-01	94	19400	19930	20400	19500	19500	20300				23	46
94	2-Aug-01	95	19400	20050	19900	20100	20400	19800				23	44
95	3-Aug-01	96	19000	19980	20000	19800	20100	20000				23	50
96	4-Aug-01	97	18700	18430	19500	17000	17500	19700				24	51
97	5-Aug-01	98	19900	20250	20000	20700	20900	19400				23	36
98	6-Aug-01	99	19000	20130	19900	20400	20400	19800				24	41
99	7-Aug-01	100	18500	20050	20400	20400	19900	19500	0.8417	1.654	7.32E-03	24	44
100	8-Aug-01	101	18800	19600	18900	20100	20200	19200				25	43
101	9-Aug-01	102	19100	19830	18900	20600	20000	19800				24	47
102	10-Aug-01	103	19600	19930	20400	19700	19500	20100				25	46
103	11-Aug-01	104	19300	19680	18600	20200	19900	20000				23	45
104	12-Aug-01	105	19400	19780	20000	19500	19500	20100				25	40
105	13-Aug-01	106	19400	19700	18600	20200	19900	20100				25	39

BASELINE GASOLINE VAPOR CONDENSATE:A TWO-GENERATION REPRODUCTION
STUDY IN RATS VIA WHOLE-BODY INHALATION EXPOSURES

Chamber Monitoring Results
Cumulative Exposure Record
Group IV - 20000 mg/m^3

Day	Date	Exposure Number	Nominal (mg/m^3)	Analytical Chamber Concentration: Mean (mg/m^3)	Individual (mg/m^3)				Particle Size Determinations: MMAD (µm)	GSD	TMC (mg/m^3)	Chamber Environment: Mean Temperature (°C)	Mean Humidity (%)
106	14-Aug-01	107	19400	19900	19800	19600	19800	20400	0.9033	2.182	2.84E-03	25	37
107	15-Aug-01	108	19400	20030	20000	19600	20100	20400				25	37
108	16-Aug-01	109	19000	20030	20400	19800	19900	20000				25	37
109	17-Aug-01	110	19700	20050	20000	20000	20400	19800				25	37
110	18-Aug-01	111	19300	20030	20000	20000	20000	20100				25	36
111	19-Aug-01	112	19200	19930	20100	20100	19900	19600				25	37
112	20-Aug-01	113	19400	20030	19500	20100	20300	20200				25	39
113	21-Aug-01	114	19300	20050	20000	20100	20000	20100	0.9855	2.031	1.38E-03	24	38
114	22-Aug-01	115	19600	20000	19900	20000	20100	20000				22	41
115	23-Aug-01	116	19600	20000	19600	20200	20200	20000				22	46
116	24-Aug-01	117	19400	19950	19500	20100	20000	20200				22	46
117	25-Aug-01	118	19800	20180	19000	20100	20800	20800				22	46
118	26-Aug-01	119	19700	20130	20600	20100	19900	19900				22	45
119	27-Aug-01	120	18900	20000	19900	20200	20100	19800				22	40
120	28-Aug-01	121	19400	20100	20400	19900	20100	20000	0.8617	1.928	3.74E-03	22	39
121	29-Aug-01	122	18800	20050	20000	20000	20200	20000				22	41
122	30-Aug-01	123	19100	20180	20000	20000	20000	20700				22	36
123	31-Aug-01	124	19100	21030	21800	21300	20600	20400				23	37
124	1-Sep-01	125	19600	20450	20600	20600	20300	20300				23	36
125	2-Sep-01	126	19800	19400	18100	20100	19800	19600				23	39
126	3-Sep-01	127	19300	19780	19100	19800	20200	20000				23	41

BASELINE GASOLINE VAPOR CONDENSATE:A TWO-GENERATION REPRODUCTION
STUDY IN RATS VIA WHOLE-BODY INHALATION EXPOSURES

Chamber Monitoring Results
Cumulative Exposure Record
Group IV - 20000 mg/m^3

Day	Date	Exposure Number	Nominal (mg/m^3)	Analytical Chamber Concentration: Mean (mg/m^3)	Individual (mg/m^3)				Particle Size Determinations: MMAD (µm)	GSD	TMC (mg/m^3)	Chamber Environment: Mean Temperature (°C)	Mean Humidity (%)
127	4-Sep-01	128	19500	19480	19500	19800	19100	19500	1.383	2.052	1.38E-03	23	40
128	5-Sep-01	129	19300	19800	19700	20000	19800	19700				23	43
129	6-Sep-01	130	19700	20330	19700	21900	19800	19900				23	41
130	7-Sep-01	131	19800	19780	19500	19800	19900	19900				24	42
131	8-Sep-01	132	19500	19950	20400	20400	18500	20500				24	42
132	9-Sep-01	133	20000	20050	20000	20100	20000	20100				24	41
133	10-Sep-01	134	19700	20030	19700	20300	20100	20000				24	41
134	11-Sep-01	135	19700	20000	20000	20000	20100	19900	4.620	2.333	1.78E-03	24	42
135	12-Sep-01	136	19500	20030	20000	20100	20000	20000				24	40
136	13-Sep-01	137	19400	19750	18300	20400	20300	20000				24	39
137	14-Sep-01	138	19700	19800	18900	19900	20100	20300				24	39
138	15-Sep-01	139	19900	20030	20000	20100	20000	20000				24	35
139	16-Sep-01	140	19900	20000	19500	20000	20400	20100				24	37
140	17-Sep-01	141	19700	20080	20200	20000	20200	19900				24	40
141	18-Sep-01	142	19500	19980	20000	19800	20100	20000	4.552	2.473	1.86E-03	24	41
142	19-Sep-01	143	19400	20000	19900	20000	20100	20000				24	42
143	20-Sep-01	144	20000	20180	20000	20200	20400	20100				24	46
144	21-Sep-01	145	19400	20150	20000	20100	20200	20300				24	47
145	22-Sep-01	146	19600	20130	20300	20000	20100	20100				24	44
146	23-Sep-01	147	19600	19980	19800	20100	20000	20000				24	44
147	24-Sep-01	148	20100	19900	19200	20100	19800	20500				24	36

BASELINE GASOLINE VAPOR CONDENSATE:A TWO-GENERATION REPRODUCTION STUDY IN RATS VIA WHOLE-BODY INHALATION EXPOSURES

Chamber Monitoring Results
Cumulative Exposure Record
Group IV - 20000 mg/m^3

Day	Date	Exposure Number	Nominal (mg/m^3)	Analytical Chamber Concentration: Mean (mg/m^3)	Individual (mg/m^3)				Particle Size Determinations: MMAD (µm)	GSD	TMC (mg/m^3)	Chamber Environment: Mean Temperature (°C)	Mean Humidity (%)
148	25-Sep-01	149	19600	20030	20000	20100	19900	20100	6.641	1.622	4.02E-03	24	48
149	26-Sep-01	150	19600	19630	19700	19200	20000	19600				24	38
150	27-Sep-01	151	19900	20030	19600	20300	20100	20100				24	38
151	28-Sep-01	152	20000	19930	19200	20000	20100	20400				24	38
152	29-Sep-01	153	20400	20030	20000	20100	20000	20000				25	38
153	30-Sep-01	154	20200	19550	18000	19800	20100	20300				24	35
154	1-Oct-01	155	20600	20030	19500	20300	20200	20100				24	38
155	2-Oct-01	156	19800	19980	20000	19800	20000	20100	2.207	2.036	3.46E-03	24	40
156	3-Oct-01	157	19900	20030	20100	19800	19900	20300				24	41
157	4-Oct-01	158	20200	19980	19700	19300	20600	20300				24	43
158	5-Oct-01	159	20500	20950	24600	20100	19500	19600				24	42
159	6-Oct-01	160	19800	19200	19100	19900	19900	17900				24	44
160	7-Oct-01	161	20200	19850	19800	19800	20000	19800				24	33
161	8-Oct-01	162	19900	20030	20000	20000	20100	20000				24	32
162	9-Oct-01	163	19800	19950	19900	19500	20300	20100	15.84	2.152	9.92E-03	24	32
163	10-Oct-01	164	19600	20000	20000	19900	20100	20000				24	35
164	11-Oct-01	165	19900	20080	20200	20100	20000	20000				25	40
165	12-Oct-01	166	20500	20480	21200	20700	20000	20000				24	41
166	13-Oct-01	167	20100	20050	20100	20000	20000	20100				25	42
167	14-Oct-01	168	20200	20050	19900	20100	20200	20000				24	41
168	15-Oct-01	169	19900	20050	20400	19800	20000	20000				24	42

BASELINE GASOLINE VAPOR CONDENSATE:A TWO-GENERATION REPRODUCTION STUDY IN RATS VIA WHOLE-BODY INHALATION EXPOSURES

Chamber Monitoring Results
Cumulative Exposure Record
Group IV - 20000 mg/m^3

Day	Date	Exposure Number	Nominal (mg/m^3)	Analytical Chamber Concentration: Mean (mg/m^3)	Individual (mg/m^3)				Particle Size Determinations: MMAD (µm)	GSD	TMC (mg/m^3)	Chamber Environment: Mean Temperature (°C)	Mean Humidity (%)
169	16-Oct-01	170	20000	20030	19800	20100	20100	20100	1.462	2.276	3.01E-03	25	36
170	17-Oct-01	171	20000	19980	19800	20200	20000	19900				24	36
171	18-Oct-01	172	20900	21580	21000	20200	23800	21300				25	31
172	19-Oct-01	173	20100	20150	20300	19900	20000	20400				25	32
173	20-Oct-01	174	19700	20150	20000	20000	20400	20200				24	36
174	21-Oct-01	175	19800	20100	20000	20000	20200	20200				24	36
175	22-Oct-01	176	19800	20000	20000	20000	20000	20000				24	43
176	23-Oct-01	177	19800	20030	20000	20100	20100	19900	1.490	1.865	2.26E-03	24	40
177	24-Oct-01	178	19500	20030	20000	20000	20100	20000				25	44
178	25-Oct-01	179	19700	20030	20100	20000	20000	20000				25	44
179	26-Oct-01	180	19300	19850	20000	19800	19800	19800				24	28
180	27-Oct-01	181	18700	19780	19800	20100	20000	19200				24	36
181	28-Oct-01	182	19300	19980	19500	20100	20000	20300				24	35
182	29-Oct-01	183	19800	20080	20000	20400	19900	20000				24	34
183	30-Oct-01	184	19700	20030	20000	20100	19900	20100	0.8745	2.049	1.52E-03	24	41
184	31-Oct-01	185	19300	20050	20000	19900	20100	20200				25	41
185	1-Nov-01	186	19300	19630	19900	19200	19500	19900				24	44
186	2-Nov-01	187	21300	21050	20200	23200	20900	19900				25	54
187	3-Nov-01	188	19700	19980	20500	19600	20000	19800				24	53
188	4-Nov-01	189	19500	19600	19200	18600	20500	20100				25	42
189	5-Nov-01	190	19600	20030	20000	20100	20000	20000				24	38

BASELINE GASOLINE VAPOR CONDENSATE:A TWO-GENERATION REPRODUCTION
STUDY IN RATS VIA WHOLE-BODY INHALATION EXPOSURES

Chamber Monitoring Results
Cumulative Exposure Record
Group IV - 20000 mg/m^3

Day	Date	Exposure Number	Nominal (mg/m^3)	Analytical Chamber Concentration: Mean (mg/m^3)	Individual (mg/m^3)				Particle Size Determinations: MMAD (µm)	GSD	TMC (mg/m^3)	Chamber Environment: Mean Temperature (°C)	Mean Humidity (%)
190	6-Nov-01	191	20000	20030	20300	20000	20000	19800	1.725	1.568	5.54E-04	24	35
191	7-Nov-01	192	20100	20080	20000	20000	20100	20200				24	39
192	8-Nov-01	193	20000	19900	19600	19800	20200	20000				24	41
193	9-Nov-01	194	19900	20030	20000	20100	20000	20000				24	37
194	10-Nov-01	195	20100	20000	19700	20000	20100	20200				24	35
195	11-Nov-01	196	19700	20050	20300	20000	20000	19900				24	37
196	12-Nov-01	197	20100	20000	19900	19800	20100	20200				24	34
197	13-Nov-01	198	19900	20030	19800	20100	20100	20100	1.916	2.451	2.60E-03	24	34
198	14-Nov-01	199	19600	20000	19900	19800	20100	20200				24	38
199	15-Nov-01	200	20200	20150	20000	20100	20200	20300				24	41
200	16-Nov-01	201	19500	20130	20000	20100	20100	20300				24	43
201	17-Nov-01	202	20100	20030	19900	20000	20100	20100				24	38
202	18-Nov-01	203	20300	20000	19900	19900	20100	20100				24	37
203	19-Nov-01	204	20300	19980	19800	20200	20000	19900				25	42
204	20-Nov-01	205	19900	19800	18900	20200	20300	19800	2.402	1.706	6.18E-04	24	37
205	21-Nov-01	206	19800	20030	20000	19900	20100	20100				24	33
206	22-Nov-01	207	19900	19950	19500	19900	20300	20100				24	33
207	23-Nov-01	208	20300	20080	20100	20000	20200	20000				25	37
208	24-Nov-01	209	19400	19700	20100	19900	20000	18800				25	47
209	25-Nov-01	210	20100	20000	19900	20400	20000	19700				24	49
210	26-Nov-01	211	20200	20350	20900	20300	20100	20100				25	45

BASELINE GASOLINE VAPOR CONDENSATE:A TWO-GENERATION REPRODUCTION
STUDY IN RATS VIA WHOLE-BODY INHALATION EXPOSURES

Chamber Monitoring Results
Cumulative Exposure Record
Group IV - 20000 mg/m^3

Day	Date	Exposure Number	Nominal (mg/m^3)	Analytical Chamber Concentration: Mean (mg/m^3)	Individual (mg/m^3)				Particle Size Determinations: MMAD (µm)	GSD	TMC (mg/m^3)	Chamber Environment: Mean Temperature (°C)	Mean Humidity (%)
211	27-Nov-01	212	19300	20050	20000	19900	20300	20000	0.7718	1.805	1.16E-03	25	40
212	28-Nov-01	213	20200	20050	20300	20000	19900	20000				24	46
213	29-Nov-01	214	20100	20180	20400	20100	20000	20200				25	43
214	30-Nov-01	215	19800	19980	20000	20100	19700	20100				25	46
215	1-Dec-01	216	20100	20050	20100	20200	19900	20000				24	47
216	2-Dec-01	217	19700	20050	20400	20100	19800	19900				25	42
217	3-Dec-01	218	20200	19930	18600	20400	20300	20400				24	40
218	4-Dec-01	219	19900	20080	20100	20000	20200	20000	0.7861	1.899	4.72E-03	25	41
219	5-Dec-01	220	19800	20130	20000	20100	20100	20300				24	44
220	6-Dec-01	221	19900	20130	21000	19900	19800	19800				25	46
221	7-Dec-01	222	20100	20150	20200	20100	20000	20300				25	47
222	8-Dec-01	223	20100	20030	19500	20000	20300	20300				25	35
223	9-Dec-01	224	20300	20030	19800	20200	19900	20200				25	34
224	10-Dec-01	225	20400	19850	20100	19500	20000	19800				24	32
225	11-Dec-01	226	20600	19950	19600	19500	20400	20300	1.410	2.121	2.54E-03	23	38
226	12-Dec-01	227	20600	19950	19200	19900	20300	20400				23	35
227	13-Dec-01	228	20600	19850	20000	19500	19500	20400				23	41
228	14-Dec-01	229	20200	19750	20000	20100	18900	20000				23	44
229	15-Dec-01	230	20100	19950	20000	20000	19900	19900				23	34
230	16-Dec-01	231	19900	20030	20800	19800	19600	19900				24	32
231	17-Dec-01	232	19400	19900	20200	20100	19800	19500				24	36

BASELINE GASOLINE VAPOR CONDENSATE:A TWO-GENERATION REPRODUCTION
STUDY IN RATS VIA WHOLE-BODY INHALATION EXPOSURES

Chamber Monitoring Results
Cumulative Exposure Record
Group IV - 20000 mg/m^3

Day	Date	Exposure Number	Nominal (mg/m^3)	Analytical Chamber Concentration: Mean (mg/m^3)	Individual (mg/m^3)				Particle Size Determinations: MMAD (µm)	GSD	TMC (mg/m^3)	Chamber Environment: Mean Temperature (°C)	Mean Humidity (%)
232	18-Dec-01	233	20500	20030	18000	19900	21100	21100	1.771	1.914	5.61E-04	25	37
233	19-Dec-01	234	19600	20030	20100	20000	20100	19900				25	34
234	20-Dec-01	235	19300	19830	19200	20000	20000	20100				25	34
235	21-Dec-01	236	20000	20050	20000	20200	20000	20000				25	37
236	22-Dec-01	237	19600	19850	20900	18200	20900	19400				25	32
237	23-Dec-01	238	20000	20030	20400	20000	20000	19700				25	33
238	24-Dec-01	239	19600	20000	20100	19900	20100	19900				25	37
239	25-Dec-01	240	19900	19900	19200	19900	20100	20400	4.831	2.350	2.85E-03	25	32
240	26-Dec-01	241	19900	20050	19900	19900	20100	20300				25	34
241	27-Dec-01	242	19800	20050	20100	20000	19900	20200				25	32
242	28-Dec-01	243	20400	20050	20400	19800	20000	20000				25	34
243	29-Dec-01	244	19700	20080	20600	19600	20300	19800				26	37
244	30-Dec-01	245	20500	20430	20800	19600	19100	22200				25	42
245	31-Dec-01	246	20500	20500	21400	20300	20200	20100				25	34
246	1-Jan-02	247	20000	19700	20200	19200	20200	19200	1.166	2.014	2.44E-03	25	36
247	2-Jan-02	248	19500	20080	20400	20000	19900	20000				24	38
248	3-Jan-02	249	19500	20030	20100	19500	20000	20500				23	37
249	4-Jan-02	250	20300	20030	20300	19900	20000	19900				24	35
250	5-Jan-02	251	20000	20030	20000	19900	20000	20200				25	44
251	6-Jan-02	252	20600	20480	20500	20700	20800	19900				24	42
252	7-Jan-02	253	20000	19950	18900	20200	20400	20300				24	43

BASELINE GASOLINE VAPOR CONDENSATE:A TWO-GENERATION REPRODUCTION
STUDY IN RATS VIA WHOLE-BODY INHALATION EXPOSURES

Chamber Monitoring Results
Cumulative Exposure Record
Group IV - 20000 mg/m^3

Day	Date	Exposure Number	Nominal (mg/m^3)	Analytical Chamber Concentration: Mean (mg/m^3)	Individual (mg/m^3)				Particle Size Determinations: MMAD (µm)	GSD	TMC (mg/m^3)	Chamber Environment Mean: Temperature (°C)	Humidity (%)
253	8-Jan-02	254	20200	19930	19500	19700	20200	20300	6.716	2.193	4.92E-03	24	33
254	9-Jan-02	255	20100	19600	20100	19900	18900	19500				23	32
255	10-Jan-02	256	20300	20050	20200	20100	20000	19900				23	34
256	11-Jan-02	257	19900	20130	20100	20100	20400	19900				23	31
257	12-Jan-02	258	19600	20030	20400	19700	20000	20000				23	34
258	13-Jan-02	259	19900	20030	19500	20400	20000	20200				23	31
		Mean	**19643**		**20010**				**2.939**	**2.020**	**3.04E-03**	**24.5**	**40.0**
		S.D.	**528**		**599**				**3.906**	**0.310**	**2.51E-03**	**1.0**	**4.7**

	Inhalation Report	Appendix A

Table III
Equipment List

Exposure Chamber
1500 Liter glass and stainless steel chamber (Unifab Cages).

Chamber Air-flow Gauges
Dwyer® Magnehelic® gauge (Dwyer® Instruments Inc.), calibrated prestudy with a Side Trak™ III, equipped with a Digital Meter, Model 831-N2 (Sierra Instruments, Inc.).

Chamber Static Pressure
Dwyer® Magnehelic® gauge (Dwyer® Instruments Inc.); calibrated prestudy with a Dwyer® Mark II Manometer, Model 25 (Dwyer® Instruments Inc.).

Compound Generator
Counter-Current Volatilization Unit, coiled glass rod insert with nichrome wire (Crown Glass Co., Inc.).
Flowmeter with built-in valve, size 0-65 mm, tube #'s 6G02R3, 6G03R3, 6G04R3 (Key Instruments).
Variable Autotransformer, Type 3PN 1010 (Staco Energy Products Company).
T° Sentry Digital Alarm Module, Model 110 (Hampshire Controls Corp.).
Balston® Microfibre™ Disposable Filter Units, No. L9933-05 (Grade DQ).
Quick-disconnect fitting with toggle valve (Rego®).

Compound Reservoir
5-gallon cylinder (Manchester Tank).

Balance
Mettler PM30000K (Mettler Instrument Corporation).
Pelooze, Model No. 4010.

Flowmeters
Flowmeter, size 0-10, 0-20, 0-30, 0-40 Lpm, (Dwyer® Instruments Inc.).
Top Trak™ Mass Flow Meter size 0-1 Lpm, Model 821-1, (Sierra Instruments), calibrated prestudy with a Gilibrator®Bubble Generator, P/N D800286, S/N 569-S, flow cell assembly P/N D800268, BD #1860).

Table III
Equipment List

Pressure/Vacuum Gauges
Matheson® backpressure gauge, P/N 63-3161.
Norgreen backpressure gauge, P/N 9892K23.
Dwyer® Magnehelic® gauge (Dwyer® Instruments Inc.).
Gast® vacuum gauge, Model 169-01
Marshall Town backpressure gauge, P/N 88901.

Regulator
Norgreen, P/N 9892K23.

Valves
Metering Valve, Model SS-4L Series (Nupro® Co.).

Tubing
Plastic Size 1/2", 1/4" (Norton).
Teflon®, size 1/8", 1/4", 1/2".
Stainless steel 1/2".
T-Tube, stainless steel.
Glass elbow tube (Crown Glass Co.).
Stainless steel cross (Swage).

Filter
Glass microfibre filter paper, Type GF/F, Size 2.5 cm (Whatman®).

Filter Holder
Open-faced filter holder (Gelman Sciences Inc.).

Air Analyzer
MIRAN® 1A-CVF Ambient Air Analyzer (Wilks) with a Cole Parmer strip recorder Model 201 and a Micronta® LCD Benchtop Digital Multimeter No. 22-195.
Oxygen/Gas Analyzer, Model 12145 (Gastech).
Digital Sound Level Meter, Model 840029 (Speer Scientific).
Photometer/Light Meter (Quantum Instruments).

	Inhalation Report	Appendix A

Table III
Equipment List

Particle Sizer/Analyzer
TSI Aerodynamic Particle Sizer, Model 331001 and a DELL computer, Model 486P/25, equipped with an Epson LQ-570+ Dot matrix printer, Model P630B.

Absorbent Tube Sampling
Charcoal Tubes, ORBO-32, Lot #2000 (Supelco).

Vacuum Pumps
Thomas Industries Inc., Model 707CM50, 107CA18 3.

Timer
Gralab Universal Timer, Model 171.

Environmental Monitoring
VWR Big Digit Temperature and Humidity Gauge, tested prestudy with a VWR NIST Traceable Digital Hygrometer/Thermometer.

Miscellaneous
Ball and Socket Joint.
Fume Incinerator (MOCO).

	Inhalation Report	Appendix A

Table IV
Chamber Distribution Results

Group (target)	Date	Port	IR Conc (mg/m^3)	Ratio to H-3
II (2,000 mg/m^3)	24-April-01	H-3	2000	1.00
		H-9	1960	0.98
		H-3	2000	1.00
		H-2	1980	0.99
		H-1	1960	0.98
		H-3	1950	1.00
		H-8	2030	1.04
		H-7	1920	0.98
		H-3	2130	1.00
		H-14	2030	0.95
		H-12	2150	1.01
		H-3	2000	1.00
		H-13	2150	1.08
		H-11	2110	1.06
III (10,000 mg/m^3)	25-April-01	H-3	10000	1.00
		H-9	10100	1.01
		H-2	10000	1.00
		H-1	8247	0.82
		H-3	10300	1.00
		H-8	9920	0.96
		H-7	9800	0.95
		H-11	9610	0.93
		H-3	9680	1.00
		H-13	9400	0.97
		H-12	12300	1.27
		H-14	12700	1.31
	26-April-01	H-3	10600	1.00
		H-1	10700	1.01
		H-14	12400	1.17
		H-12	12500	1.18

H-3 = Sampling Port

	Inhalation Report	Appendix A

Table IV
Chamber Distribution Results

Group (target)	Date	Port	IR Conc (mg/m^3)	Ratio to H-3
IV (20,000 mg/m^3)	26-April-01	H-3	22000	1.00
		H-9	22200	1.01
		H-3	21500	1.00
		H-1	21400	1.00
		H-2	21300	0.99
		H-8	21300	0.99
		H-7	21200	0.99
		H-3	21300	1.00
		H-14	21100	0.99
		H-13	20500	0.96
		H-12	20300	0.95
		H-11	19100	0.90

H-3 = Sampling Port

	Inhalation Report	Appendix A

Table V
Miran Calibration

Methodology for Baseline Gasoline Vapor Condensate

Settings: The instrument settings for the unit are summarized below:

wavelength, microns	10.3
pathlength, dial setting	5.38
slit width, mm	1
range, absorbance	1A
response, seconds	1
gain	High
chart speed, cm/min	1
chart volts	1

Calibrations: The Miran® was turned on and allowed to warm up for approximately 10 minutes. The cell was flushed with room air for approximately one minute. The loop was closed, the unit was zeroed and the calibration series was performed as shown below. The resultant data were plotted to obtain a calibration curve. Each observer used a separate syringe for calibration.

Injection Volume (µL)	Calculated Concentration[1] (mg/m^3)	Absorbance Operator 1 (volts)	Operator 2 (volts)	Average (volts)
9.0	1037	0.0500	0.0546	0.0523
17	1959	0.0717	0.0938	0.0828
90	10372	0.389	0.370	0.380
175	20168	0.723	0.681	0.702
220	25355	0.885	0.856	0.871

[1]Calculated Conc. (mg/m^3) = $\frac{\text{Injection volume } (\mu L) \times \text{Density } (mg/\mu L) \times 1000\ L/m^3}{5.64\ L}$

where density = 0.65 mg/µL
5.64 L = volume of Miran cell

	Inhalation Report	Appendix A

Table V
Miran Calibration

Calibration Checks: A three-point calibration check of the Miran® was performed for each exposure prior to sampling the chambers. The parameters are shown below:

Injection Volume (µL)	Calculated Concentration (mg/m^3)	Expected Absorbance Reading (volts)	Acceptable Absorbance Range (volts)
17	1959	0.0828	0.0704 – 0.0952
90	10372	0.380	0.323 – 0.437
175	20168	0.702	0.597 – 0.807

The absorbance was recorded after each injection. The absorbance was considered satisfactory if it was within ± 15% of the original calibration series.

	Inhalation Report	Appendix A

Table V
Miran Calibration

Calibration Curve for Baseline Gasoline Vapor Condensate

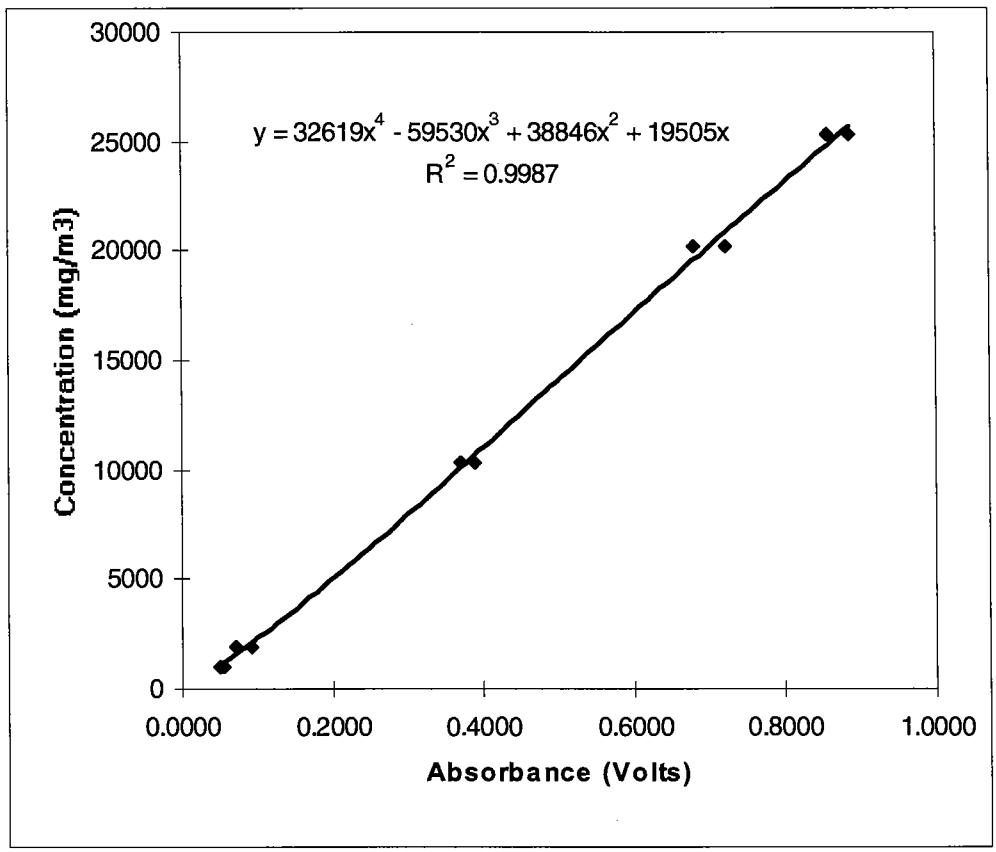

	Inhalation Report	Appendix A

Table VI
Testing Room Environmental Monitoring

Interval	Location	Test Substance (mg/m^3)	Light (Ft Candles)	Noise (dB)	Oxygen (%)
Pretest	Room 810	0	33	66.3	-
	Group I	-	-	-	20
	Group II	-	-	-	20
	Group III	-	-	-	20
	Group IV	-	-	-	20
Week 0	Room 810	0	37	66.4	-
	Group I	-	-	-	20
	Group II	-	-	-	20
	Group III	-	-	-	20
	Group IV	-	-	-	20
Week 17	Room 810	0	36.9	61.3	-
	Group I	-	-	-	20
	Group II	-	-	-	20
	Group III	-	-	-	20
	Group IV	-	-	-	20
Week 36	Room 810	0	35.8	68.0	-
	Group I	-	-	-	20
	Group II	-	-	-	20
	Group III	-	-	-	20
	Group IV	-	-	-	20

Group I	Inhalation Report	Appendix A

Figure I
Chamber Generation System
and Whole-Body Exposure Chamber

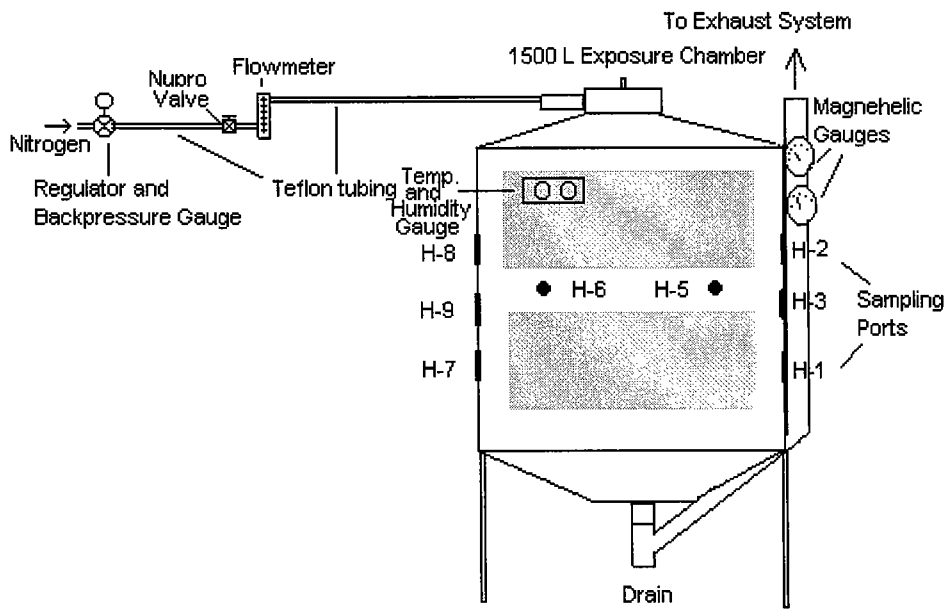

Notes:
1. Sampling Ports H-11 (left-bottom), H-12 (left-top), H-13 (right-bottom) and H-14 (right-top), used for pretest distribution sampling, were located on the back wall of the chambers.
2. Animals were individually housed on three levels within the exposure chamber.

Groups II, III and IV	Inhalation Report	Appendix A

Figure II
Chamber Generation System
and Whole-Body Exposure Chamber

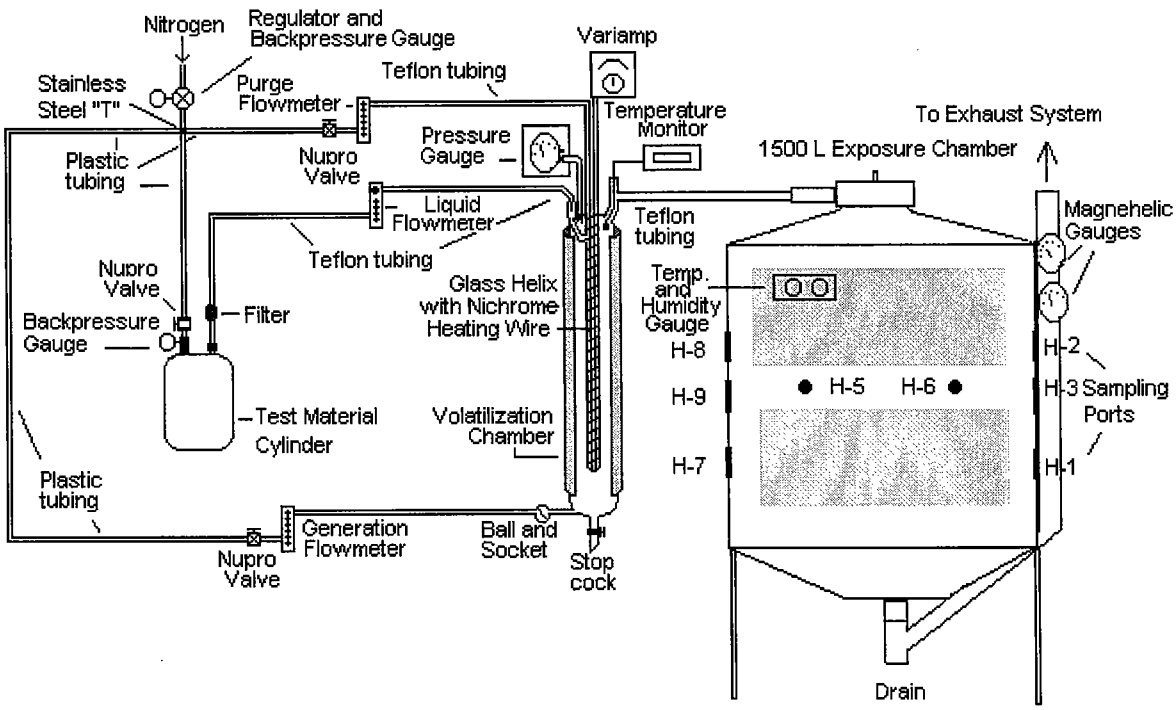

Notes:

1. Sampling Ports H-11 (left-bottom), H-12 (left-top), H-13 (right-bottom) and H-14 (right-top), used for pretest distribution sampling, were located on the back wall of the chambers.
2. Animals were individually housed on three levels within the exposure chamber.

	Analytical Report	Appendix B

STUDY TITLE

Analytical Report For:

Baseline Gasoline Vapor Condensate:
A Two-Generation Whole-Body Inhalation Reproduction Toxicity Study in Rats

AUTHOR

Yonggang Wang

REPORT DATE

18 December 2008

STUDY NUMBER

00-4207

	Analytical Report	Appendix B

SIGNATURES

Written by: _____ 18 Dec 08
Yonggang Wang, M.S. Date
Laboratory Manager
Formulation Chemistry

Reviewed by: K. A. Saladdin 18 Dec 08
Kay Saladdin, B.S. Date
Associate Director
Formulation Chemistry

Approved by: _____ 18 Dec 08
Barbara A. Litzenberger, B.S. MT (ASCP) Date
Director
Analytical Services

	Analytical Report	Appendix B

Table of Contents

Study Title Page 307
Signature Page 308
Table of Contents 309
1. Summary 310
2. Experimental Procedures 310-312
3. Results 312

Tables
I. Chamber Components Confirmation - Area Percent of Baseline Gasoline Vapor Condensate (Pretest) 313

II. Summary of Chamber Concentration Confirmation – Area Percent of Baseline Gasoline Vapor Condensate (Exposures 4-254) 314

III. Chamber Concentration Confirmation – Area Percent of Baseline Gasoline Vapor Condensate (Exposures 4-254) 315-351

Figures
I. Gas Chromatogram of Sample 1004 (Group I) 352
II. Gas Chromatogram of Sample 2004 (Group II) 353
III. Gas Chromatogram of Sample 3004 (Group III) 354
IV. Gas Chromatogram of Sample 4004 (Group IV) 355

	Analytical Report	Appendix B

1. Summary

Samples of the test substance (Baseline Gasoline Vapor Condensate) exposures to rats were analyzed to confirm that the relative concentrations of the test substance's major components were appropriate under the study conditions. The analytical method was validated at Huntingdon Life Sciences (HLS). The method involved the extraction of Baseline Gasoline Vapor Condensate from charcoal tubes with Carbon Disulfide (CS_2). The test substance's major components were then quantified (relative area percent) utilizing Gas Chromatography with a Flame Ionization Detection (FID).

2. Experimental Procedures

The analytical method (HLS-009-00 R1) was validated by the Analytical Toxicology Support Department at HLS. Details of the analytical methods and their validation are maintained in the study files for Study No. 00-6125.

The charcoal tube samples containing the test substance were received from the Inhalation Department at HLS. Samples analyzed to determine the relative concentration of the major components of Baseline Gasoline Vapor Condensate were extracted from the charcoal tubes with Carbon Disulfide (CS_2). The extracted solutions were analyzed by Gas Chromatography equipped with a Supelco Petrocol™ DH 150 (150m x 0.25mm, 1.0 µm) column and Flame Ionization Detector (FID). PE Nelson Turbochrom installed on a personal computer was used for data collection and processing.

	Analytical Report	Appendix B

Date of sample receipt and analysis is listed as follows:

Interval	Date of Exposures	Date Received	Date Analyzed
Pretest	25 April 01	25 April 01	27-28 April 01
Exposure-4	04 May 01	04 May 01	04-05 May 01
Exposure-9	09 May 01	09 May 01	09-10 May 01
Exposure-16	16 May 01	16 May 01	16-17 May 01
Exposure-23	23 May 01	23 May 01	23-24 May 01
Exposure-30	30 May 01	30 May 01	30-31 May 01
Exposure-37	06 June 01	06 June 01	06-07 June 01
Exposure-44	13 June 01	13 June 01	13-14 June 01
Exposure-51	20 June 01	20 June 01	20-21 June 01
Exposure-58	27 June 01	27 June 01	27-28 June 01
Exposure-65	04 July 01	04 July 01	04-05 July 01
Exposure-72	11 July 01	11 July 01	11-12 July 01
Exposure-79	18 July 01	18 July 01	18-19 July 01
Exposure-86	25 July 01	25 July 01	25-26 July 01
Exposure-93	01 Aug 01	01 Aug 01	01-02 Aug 01
Exposure-100	08 Aug 01	08 Aug 01	08-09 Aug 01
Exposure-107	15 Aug 01	15 Aug 01	15-16 Aug 01
Exposure-114	22 Aug 01	22 Aug 01	22-23 Aug 01
Exposure-121	29 Aug 01	29 Aug 01	29-30 Aug 01
Exposure-128	05 Sept 01	05 Sept 01	05-06 Sept 01
Exposure-135	12 Sept 01	12 Sept 01	12-13 Sept 01
Exposure-142	19 Sept 01	19 Sept 01	19-20 Sept 01
Exposure-149	26 Sept 01	26 Sept 01	26-27 Sept 01
Exposure-156	03 Oct 01	03 Oct 01	03-04 Oct 01
Exposure-163	10 Oct 01	10 Oct 01	10-11 Oct 01
Exposure-170	17 Oct 01	17 Oct 01	17-18 Oct 01
Exposures-172 &177	19 & 24 Oct 01	19 & 24 Oct 01	25 Oct 01
Exposure-184	31 Oct 01	31 Oct 01	31 Oct-01 Nov 01
Exposure-191	07 Nov 01	07 Nov 01	07-08 Nov 01
Exposure-198	14 Nov 01	14 Nov 01	14-15 Nov 01

	Analytical Report	Appendix B

Date of sample receipt and analysis is listed as follows: (Continued)

Interval	Date of Exposures	Date Received	Date Analyzed
Exposure-205	21 Nov 01	21 Nov 01	21-22 Nov 01
Exposure-212	28 Nov 01	28 Nov 01	28-29 Nov 01
Exposure-219	05 Dec 01	05 Dec 01	05-06 Dec 01
Exposure-229	15 Dec 01	15 Dec 01	19-20 Dec 01
Exposure-233	19 Dec 01	19 Dec 01	19-20 Dec 01
Exposure-240	26 Dec 01	26 Dec 01	26 & 27 Dec 01
Exposures-242 & 247	28 Dec 01 & 02 Jan 02	28 Dec 01 & 02 Jan 02	02-03 Jan 02
Exposure-254	09 Jan 02	09 Jan 02	09-10 Jan 02

3. Results

During the trials and exposures, Baseline Gasoline Vapor Condensate obtained from the generated atmosphere of the rat exposures was analyzed to determine the area percent of the test substance's major components in the chamber. The results of the pretest and animal exposures are presented in Tables I, II, and III. Typical chromatograms of groups I, II, III and IV are presented in Figures I to IV. While all chromatograms are accurate graphical representations of the data, not all peaks can be clearly identified without zooming in on individual peaks.

	Analytical Report	Appendix B

Table I. Chamber Components Confirmation
Area Percent of Baseline Gasoline Vapor Condensate
Pretest

Area %

Compound	Control 1 001-002	Spiked Control-1 001-003	TM Standard-1 001-004	Sample 101 001-005	Sample 201 001-006	Sample 301 001-007	Sample 401 001-008	Spiked Control-2 001-009	TM Standard-2 001-010
Isobutane	ND	2.27	2.61	ND	2.75	2.53	2.82	2.34	2.58
N-Butane	ND	11.57	12.50	ND	13.06	12.53	13.21	11.80	12.38
3-Methyl-1-butene	ND	0.36	0.38	ND	0.38	0.37	0.36	0.34	0.32
Isopentane	ND	36.52	36.77	ND	37.15	36.41	36.84	36.74	36.76
N-Pentane	ND	9.57	9.41	ND	9.56	9.56	9.37	9.57	9.47
Trans-2-pentene	ND	3.79	3.81	ND	3.78	3.70	3.84	3.84	3.65
2,3-Dimethylbutane	ND	1.61	1.55	ND	1.52	1.56	1.53	1.62	1.56
2-Methylpentane	ND	7.11	6.83	ND	6.74	6.83	6.72	7.05	6.89
3-Methylpentane	ND	4.54	4.35	ND	4.29	4.36	4.27	4.49	4.39
N-Hexane	ND	4.07	3.89	ND	3.79	4.08	3.83	3.99	3.89
Methylcyclopentane	ND	1.97	1.88	ND	1.85	1.90	1.84	1.94	1.89
2,4-Dimethylpentane	ND	1.45	1.38	ND	1.33	1.41	1.35	1.43	1.39
Benzene	ND	2.76	2.77	ND	2.58	2.67	2.58	2.71	2.80
2-Methylhexane	ND	1.62	1.53	ND	1.45	1.55	1.49	1.59	1.54
2,3-Dimethylpentane	ND	1.62	1.53	ND	1.46	1.56	1.49	1.60	1.54
3-Methylhexane	ND	1.85	1.73	ND	1.65	1.77	1.70	1.80	1.76
Isooctane	ND	2.00	1.86	ND	1.76	1.91	1.83	1.96	1.88
Toluene	ND	3.76	3.72	<LOQ	3.41	3.68	3.45	3.63	3.78
Total	0.00	98.44	98.50	0.00	98.51	98.38	98.52	98.44	98.47

ND = none detected. <LOQ = Less than the limit of quantification = less than 25% of the area count of the component in the test substance standard.

	Analytical Report	Appendix B

Table II. Summary of Chamber Components Confirmation
Area Percent of Baseline Gasoline Vapor Condensate (Exposures 4 to 254)
Area %

	Control 1	Spiked Control 1	TM Standard-1	Samples Group 1	Samples Group 2	Samples Group 3	Samples Group 4	All Samples[a]	TM Standard-2	Spiked Control 2
Compound										
Isobutane	ND	2.14	2.08	ND	2.49	2.55	2.51	2.52	2.12	2.02
N-Butane	ND	10.89	10.72	ND	12.06	12.26	12.08	12.13	10.79	10.52
3-Methyl-1-butene	ND	0.41	0.41	ND	0.43	0.43	0.43	0.43	0.41	0.41
Isopentane	ND	35.13	34.96	ND	35.68	35.80	35.53	35.67	35.12	34.92
N-Pentane	ND	10.44	10.23	ND	10.37	10.34	10.32	10.34	10.39	10.32
Trans-2-pentene	ND	2.71	2.84	ND	2.71	2.72	2.73	2.72	2.72	2.73
2,3-Dimethylbutane	ND	2.26	2.23	ND	2.18	2.12	2.14	2.15	2.25	2.27
2-Methylpentane	ND	7.82	7.81	ND	7.54	7.48	7.54	7.52	7.87	7.87
3-Methylpentane	ND	4.62	4.61	ND	4.43	4.40	4.44	4.42	4.63	4.64
N-Hexane	ND	4.14	4.14	ND	3.92	3.90	3.96	3.93	4.16	4.18
Methylcyclopentane	ND	2.05	2.05	ND	1.96	1.94	1.96	1.95	2.05	2.07
2,4-Dimethylpentane	ND	1.42	1.42	ND	1.36	1.34	1.35	1.35	1.44	1.46
Benzene	ND	2.89	3.05	ND	2.74	2.72	2.76	2.74	2.89	3.07
2-Methylhexane	ND	1.71	1.71	ND	1.58	1.56	1.60	1.58	1.71	1.73
2,3-Dimethylpentane	ND	1.74	1.74	ND	1.61	1.59	1.62	1.61	1.73	1.75
3-Methylhexane	ND	1.93	1.94	ND	1.78	1.76	1.80	1.78	1.94	1.95
Isooctane	ND	2.15	2.14	ND	1.96	1.94	1.99	1.96	2.14	2.16
Toluene	ND	4.03	4.33	ND	3.68	3.61	3.72	3.67	4.05	4.34
Total	00.00	98.48	98.41	00.00	98.48	98.46	98.48	98.47	98.41	98.41

ND = none detected.
[a] Groups II, III, and IV only

	Analytical Report	Appendix B

Table III-A. Chamber Components Confirmation
Area Percent of Baseline Gasoline Vapor Condensate
Exposure 4

	Area %								
	Control 1	Spiked Control-1	TM Standard-1	Sample 1001	Sample 2001	Sample 3001	Sample 4001	Spiked Control-2	TM Standard-2
Compound	002-002	002-003	002-004	002-005	002-006	002-007	002-008	002-009	002-010
Isobutane	ND	2.27	2.74	ND	2.67	2.81	2.80	2.41	2.66
N-Butane	ND	11.35	12.67	ND	12.71	13.08	12.94	11.67	12.31
3-Methyl-1-butene	ND	0.39	0.40	ND	0.41	0.41	0.39	0.38	0.39
Isopentane	ND	36.19	36.56	ND	37.76	37.51	36.88	36.35	36.53
N-Pentane	ND	9.38	9.12	ND	9.55	9.69	9.30	9.38	9.31
Trans-2-pentene	ND	3.54	3.56	ND	3.54	3.24	3.41	3.31	3.33
2,3-Dimethylbutane	ND	1.64	1.55	ND	1.54	1.50	1.48	1.53	1.51
2-Methylpentane	ND	7.13	6.75	ND	6.78	6.67	6.74	7.03	6.76
3-Methylpentane	ND	4.55	4.28	ND	4.30	4.25	4.27	4.47	4.31
N-Hexane	ND	4.21	3.95	ND	3.87	3.85	3.91	4.13	3.97
Methylcyclopentane	ND	1.99	1.87	ND	1.91	1.87	1.87	1.98	1.90
2,4-Dimethylpentane	ND	1.49	1.38	ND	1.31	1.32	1.37	1.47	1.41
Benzene	ND	2.97	2.95	ND	2.79	2.75	2.78	2.99	3.05
2-Methylhexane	ND	1.65	1.53	ND	1.39	1.42	1.51	1.64	1.55
2,3-Dimethylpentane	ND	1.66	1.54	ND	1.41	1.43	1.51	1.64	1.55
3-Methylhexane	ND	1.89	1.74	ND	1.58	1.61	1.71	1.86	1.76
Isooctane	ND	2.14	1.98	ND	1.75	1.82	1.96	2.15	2.02
Toluene	ND	4.00	3.97	ND	3.23	3.31	3.66	4.09	4.06
Total	0.00	98.44	98.54	0.00	98.50	98.54	98.49	98.48	98.38

ND = none detected

	Analytical Report	Appendix B

Table III-B. Chamber Components Confirmation
Area Percent of Baseline Gasoline Vapor Condensate
Exposure 9

	Area %								
	Control 1	Spiked Control 1	TM Standard-1	Sample 1002	Sample 2002	Sample 3002	Sample 4002	Spiked Control 2	TM Standard-2
Compound	003_002	003_003	003_004	003_005	003_006	003_007	003_008	003_009	003_010
Isobutane	ND	2.25	2.39	ND	2.67	2.57	2.54	2.20	2.57
N-Butane	ND	11.21	11.62	ND	12.40	12.12	12.02	10.96	12.02
3-Methyl-1-butene	ND	0.41	0.42	ND	0.43	0.42	0.42	0.41	0.42
Isopentane	ND	35.45	35.60	ND	35.80	35.02	35.04	35.13	35.47
N-Pentane	ND	10.82	10.59	ND	10.16	8.04	10.85	10.95	10.47
Trans-2-pentene	ND	2.33	2.44	ND	2.86	5.05	2.34	2.08	2.43
2,3-Dimethylbutane	ND	2.25	2.29	ND	2.24	2.24	2.21	2.27	2.21
2-Methylpentane	ND	7.71	7.53	ND	7.41	7.57	7.59	7.75	7.46
3-Methylpentane	ND	4.50	4.41	ND	4.32	4.41	4.43	4.53	4.34
N-Hexane	ND	4.19	4.10	ND	3.98	4.12	4.13	4.23	4.03
Methylcyclopentane	ND	2.00	1.96	ND	1.92	1.96	1.97	2.03	1.92
2,4-Dimethylpentane	ND	1.20	1.17	ND	1.38	1.40	1.40	1.50	1.41
Benzene	ND	2.88	2.95	ND	2.70	2.76	2.73	2.86	2.88
2-Methylhexane	ND	1.65	1.60	ND	1.52	1.58	1.57	1.67	1.57
2,3-Dimethylpentane	ND	1.69	1.64	ND	1.57	1.62	1.60	1.72	1.61
3-Methylhexane	ND	1.89	1.82	ND	1.74	1.80	1.79	1.92	1.79
Isooctane	ND	2.04	1.99	ND	1.87	1.97	1.94	2.12	1.95
Toluene	ND	3.92	4.02	ND	3.54	3.80	3.69	4.06	3.91
Total	0.00	98.39	98.54	0.00	98.51	98.45	98.26	98.39	98.46

ND = none detected

	Analytical Report	Appendix B

Table III-C. Chamber Components Confirmation
Area Percent of Baseline Gasoline Vapor Condensate
Exposure 16

	Area %								
	Control 1	Spiked Control 1	TM Standard 1	Sample 1003	Sample 2003	Sample 3003	Sample 4003	Spiked Control 2	TM Standard 2
Compound	004_002	004_003	004_004	004_005	004_006	004_007	004_008	004_009	004_010
Isobutane	ND	2.17	2.28	ND	2.49	2.55	2.21	2.13	2.30
N-Butane	ND	10.84	11.05	ND	11.81	12.10	11.24	10.75	11.13
3-Methyl-1-butene	ND	0.40	0.40	ND	0.42	0.42	0.41	0.40	0.40
Isopentane	ND	34.67	34.49	ND	35.22	35.12	34.96	34.83	34.74
N-Pentane	ND	10.69	5.93	ND	10.09	10.81	8.48	10.23	9.60
Trans-2-pentene	ND	2.31	6.90	ND	2.66	2.23	4.67	2.81	3.37
2,3-Dimethylbutane	ND	2.35	2.33	ND	2.29	2.29	2.19	2.35	2.32
2-Methylpentane	ND	7.91	7.77	ND	7.60	7.60	7.77	7.93	7.76
3-Methylpentane	ND	4.63	4.55	ND	4.44	4.43	4.56	4.64	4.54
N-Hexane	ND	4.34	4.12	ND	4.13	4.13	4.27	4.34	4.24
Methylcyclopentane	ND	2.07	2.05	ND	1.99	1.97	2.04	2.07	2.03
2,4-Dimethylpentane	ND	1.50	1.48	ND	1.46	1.40	1.46	1.50	1.47
Benzene	ND	2.91	3.03	ND	2.85	2.77	2.90	2.89	3.00
2-Methylhexane	ND	1.70	1.73	ND	1.62	1.57	1.66	1.70	1.66
2,3-Dimethylpentane	ND	1.74	1.72	ND	1.67	1.61	1.69	1.73	1.70
3-Methylhexane	ND	1.94	1.92	ND	1.85	1.79	1.89	1.93	1.90
Isooctane	ND	2.13	2.18	ND	2.02	1.95	2.11	2.12	2.08
Toluene	ND	4.10	4.37	ND	3.85	3.75	4.04	4.05	4.22
Total	0.00	98.40	98.30	0.00	98.46	98.49	98.55	98.40	98.46

ND = none detected.

	Analytical Report	Appendix B

Table III-D. Chamber Components Confirmation
Area Percent of Baseline Gasoline Vapor Condensate
Exposure 23

	Area %								
	Control 1	Spiked Control 1	TM Standard 1	Sample 1004	Sample 2004	Sample 3004	Sample 4004	Spiked Control 2	TM Standard 2
Compound	005_002	005_003	005_004	005_005	005_006	005_007	005_008	005_009	005_010
Isobutane	ND	2.12	1.91	ND	2.66	2.50	2.50	2.02	2.14
N-Butane	ND	10.73	10.08	ND	12.47	11.96	11.98	10.48	10.83
3-Methyl-1-butene	ND	0.41	0.40	ND	0.44	0.42	0.43	0.41	0.41
Isopentane	ND	35.14	34.78	ND	36.20	35.16	35.69	35.10	35.17
N-Pentane	ND	10.19	10.74	ND	10.29	10.86	10.10	10.03	10.01
Trans-2-pentene	ND	2.79	2.24	ND	2.58	2.21	2.71	2.91	2.94
2,3-Dimethylbutane	ND	2.41	2.52	ND	2.33	2.22	2.19	2.31	2.21
2-Methylpentane	ND	7.16	7.24	ND	6.75	7.20	7.00	7.43	7.26
3-Methylpentane	ND	4.65	4.71	ND	4.35	4.51	4.45	4.68	4.60
N-Hexane	ND	4.19	4.26	ND	3.86	4.08	3.98	4.23	4.15
Methylcyclopentane	ND	2.09	2.14	ND	1.93	2.01	1.99	2.11	2.07
2,4-Dimethylpentane	ND	1.55	1.58	ND	1.40	1.44	1.46	1.56	1.52
Benzene	ND	3.00	3.25	ND	2.72	2.85	2.85	3.03	3.13
2-Methylhexane	ND	1.74	1.78	ND	1.55	1.62	1.63	1.76	1.70
2,3-Dimethylpentane	ND	1.78	1.83	ND	1.60	1.65	1.67	1.80	1.76
3-Methylhexane	ND	1.99	2.04	ND	1.77	1.84	1.87	2.01	1.96
Isooctane	ND	2.19	2.24	ND	1.95	2.02	2.05	2.22	2.14
Toluene	ND	4.20	4.63	ND	3.65	3.91	3.90	4.28	4.35
Total	0.00	98.33	98.37	0.00	98.50	98.46	98.45	98.37	98.35

ND = none detected.

	Analytical Report	Appendix B

Table III-E. Chamber Components Confirmation
Area Percent of Baseline Gasoline Vapor Condensate
Exposure 30

	Area %								
	Control 1	Spiked Control 1	TM Standard 1	Sample 1005	Sample 2005	Sample 3005	Sample 4005	Spiked Control 2	TM Standard 2
Compound	006_002	006_003	006_004	006_005	006_006	006_007	006_008	006_009	006_010
Isobutane	ND	2.15	2.23	ND	2.47	2.61	2.59	2.17	1.98
N-Butane	ND	10.94	11.15	ND	11.93	12.33	12.26	11.00	10.93
3-Methyl-1-butene	ND	0.42	0.42	ND	0.43	0.44	0.43	0.42	0.41
Isopentane	ND	35.73	35.74	ND	35.93	36.26	36.01	35.76	34.72
N-Pentane	ND	10.45	10.45	ND	10.17	10.30	10.26	10.41	10.14
Trans-2-pentene	ND	2.63	2.50	ND	2.78	2.60	2.53	2.68	2.57
2,3-Dimethylbutane	ND	2.30	2.27	ND	2.24	2.19	2.21	2.28	3.10
2-Methylpentane	ND	7.86	7.77	ND	7.59	7.52	7.51	7.83	7.73
3-Methylpentane	ND	4.60	4.54	ND	4.44	4.39	4.39	4.58	4.55
N-Hexane	ND	4.13	4.07	ND	3.96	3.91	3.92	4.12	4.24
Methylcyclopentane	ND	2.03	2.01	ND	1.96	1.93	1.94	2.03	2.03
2,4-Dimethylpentane	ND	1.21	1.19	ND	1.18	1.14	1.16	1.22	1.51
Benzene	ND	2.87	3.00	ND	2.76	2.72	2.74	2.86	3.04
2-Methylhexane	ND	1.67	1.63	ND	1.60	1.54	1.58	1.66	1.75
2,3-Dimethylpentane	ND	1.70	1.67	ND	1.63	1.57	1.62	1.69	1.73
3-Methylhexane	ND	1.89	1.85	ND	1.82	1.75	1.79	1.88	1.94
Isooctane	ND	2.05	1.99	ND	1.98	1.85	1.95	2.04	2.19
Toluene	ND	3.84	3.97	ND	3.66	3.44	3.62	3.82	4.33
Total	0.00	98.47	98.45	0.00	98.53	98.49	98.51	98.45	98.89

ND = none detected.

	Analytical Report	Appendix B

Table III-F. Chamber Components Confirmation
Area Percent of Baseline Gasoline Vapor Condensate
Exposure 37

	Area %								
	Control 1	Spiked Control 1	TM Standard 1	Sample 1006	Sample 2006	Sample 3006	Sample 4006	Spiked Control 2	TM Standard 2
Compound	007_002	007_003	007_004	007_005	007_006	007_007	007_008	007_009	007_010
Isobutane	ND	2.12	2.02	ND	2.68	2.59	2.71	2.11	1.86
N-Butane	ND	10.76	10.65	ND	12.58	12.35	12.72	10.69	9.92
3-Methyl-1-butene	ND	0.34	0.35	ND	0.43	0.42	0.42	0.36	0.41
Isopentane	ND	35.63	35.69	ND	36.14	35.88	36.09	35.78	35.16
N-Pentane	ND	10.55	10.41	ND	10.52	10.76	10.54	10.20	10.59
Trans-2-pentene	ND	2.66	2.72	ND	2.76	2.78	2.71	2.76	2.84
2,3-Dimethylbutane	ND	1.27	1.30	ND	1.21	1.22	1.18	1.32	1.33
2-Methylpentane	ND	8.02	8.05	ND	7.60	7.76	7.60	8.13	8.13
3-Methylpentane	ND	4.74	4.72	ND	4.44	4.51	4.51	4.73	4.78
N-Hexane	ND	4.03	4.12	ND	3.86	3.93	3.82	4.14	4.16
Methylcyclopentane	ND	2.09	2.09	ND	1.96	2.00	1.94	2.12	2.14
2,4-Dimethylpentane	ND	1.53	1.44	ND	1.42	1.41	1.41	1.58	1.59
Benzene	ND	2.86	3.05	ND	2.74	2.82	2.73	2.97	3.09
2-Methylhexane	ND	1.82	1.74	ND	1.60	1.52	1.62	1.85	2.05
2,3-Dimethylpentane	ND	1.86	1.79	ND	1.61	1.88	1.60	1.82	1.82
3-Methylhexane	ND	2.00	2.10	ND	1.79	1.83	1.80	2.02	2.14
Isooctane	ND	2.88	2.21	ND	2.04	2.09	2.03	2.32	2.30
Toluene	ND	3.94	4.70	ND	3.80	3.44	3.76	4.27	4.87
Total	0.00	99.10	99.15	0.00	99.18	99.19	99.19	99.17	99.18

ND = none detected.

	Analytical Report	Appendix B

Table III-G. Chamber Components Confirmation
Area Percent of Baseline Gasoline Vapor Condensate
Exposure 44

	Area %								
	Control 1	Spiked Control 1	TM Standard 1	Sample 1007	Sample 2007	Sample 3007	Sample 4007	Spiked Control 2	TM Standard 2
Compound	008-002	008_003	008_004	008_005	008_006	008_007	008_008	008_009	008_010
Isobutane	ND	2.24	2.09	ND	2.47	2.69	2.78	2.13	1.75
N-Butane	ND	11.11	10.89	ND	12.16	12.48	12.77	10.74	9.29
3-Methyl-1-butene	ND	0.42	0.32	ND	0.42	0.49	0.44	0.41	0.40
Isopentane	ND	34.66	34.99	ND	35.27	35.18	35.87	35.07	34.67
N-Pentane	ND	10.65	10.44	ND	10.68	10.39	10.65	10.69	10.50
Trans-2-pentene	ND	2.54	2.85	ND	2.67	2.63	2.58	2.68	2.62
2,3-Dimethylbutane	ND	2.37	2.18	ND	2.19	2.18	2.18	2.10	2.46
2-Methylpentane	ND	7.86	7.81	ND	7.59	7.51	7.46	8.05	8.18
3-Methylpentane	ND	4.60	4.61	ND	4.42	4.37	4.34	4.58	4.80
N-Hexane	ND	4.22	4.31	ND	3.97	3.96	3.89	4.20	4.34
Methylcyclopentane	ND	2.07	2.05	ND	2.09	1.91	1.92	2.06	2.14
2,4-Dimethylpentane	ND	1.52	1.50	ND	1.41	1.38	1.11	1.51	1.57
Benzene	ND	2.90	3.04	ND	2.76	2.69	2.69	2.88	3.15
2-Methylhexane	ND	1.70	1.69	ND	1.58	1.56	1.52	1.78	1.76
2,3-Dimethylpentane	ND	1.74	1.72	ND	1.63	1.60	1.52	1.42	1.81
3-Methylhexane	ND	1.94	1.94	ND	1.53	1.77	1.71	1.93	2.01
Isooctane	ND	2.18	2.06	ND	1.90	1.91	1.77	2.14	2.27
Toluene	ND	4.12	4.04	ND	3.78	3.68	3.42	4.05	4.51
Total	0.00	98.84	98.53	0.00	98.52	98.38	98.62	98.42	98.23

ND = none detected.

	Analytical Report	Appendix B

Table III-H. Chamber Components Confirmation
Area Percent of Baseline Gasoline Vapor Condensate
Exposure 51

	Area %								
	Control 1	Spiked Control 1	TM Standard 1	Sample 1008	Sample 2008	Sample 3008	Sample 4008	Spiked Control 2	TM Standard 2
Compound	009-002	009_003	009_004	009_005	009_006	009_007	009_008	009_009	009_010
Isobutane	ND	2.08	1.97	ND	2.32	2.45	2.50	2.04	2.00
N-Butane	ND	10.72	10.36	ND	11.61	11.95	12.10	10.56	10.51
3-Methyl-1-butene	ND	0.41	0.40	ND	0.41	0.42	0.42	0.40	0.41
Isopentane	ND	34.51	34.81	ND	34.96	34.98	35.06	34.91	35.04
N-Pentane	ND	10.64	10.93	ND	10.63	10.53	10.62	10.86	10.87
Trans-2-pentene	ND	2.62	2.54	ND	2.71	2.43	2.63	2.64	2.74
2,3-Dimethylbutane	ND	2.26	2.32	ND	2.25	2.23	2.17	2.28	2.36
2-Methylpentane	ND	7.93	8.09	ND	7.70	7.66	7.57	8.08	8.03
3-Methylpentane	ND	4.66	4.75	ND	4.52	4.49	4.43	4.74	4.71
N-Hexane	ND	4.22	4.09	ND	3.84	3.88	3.78	4.13	4.05
Methylcyclopentane	ND	2.08	2.11	ND	2.00	1.99	1.96	2.10	2.08
2,4-Dimethylpentane	ND	1.48	1.22	ND	1.46	1.45	1.43	1.23	1.22
Benzene	ND	2.90	3.12	<LOQ	2.81	2.79	2.75	2.94	3.07
2-Methylhexane	ND	1.72	1.72	ND	1.69	1.69	1.66	1.72	1.68
2,3-Dimethylpentane	ND	1.76	1.75	ND	1.67	1.67	1.64	1.74	1.71
3-Methylhexane	ND	1.96	1.95	ND	1.87	1.86	1.83	1.95	1.90
Isooctane	ND	2.23	2.11	ND	2.12	2.12	2.08	2.12	2.06
Toluene	ND	4.14	4.27	ND	3.96	3.94	3.86	4.06	4.17
Total	0.00	98.32	98.51	0.00	98.53	98.53	98.49	98.50	98.61

ND = none detected. <LOQ = Less than the limit of quantification = less than 25% of the area count of the component in the test material standard

	Analytical Report	Appendix B

Table III-I. Chamber Components Confirmation
Area Percent of Baseline Gasoline Vapor Condensate
Exposure 58

	Area %								
	Control 1	Spiked Control 1	TM Standard 1	Sample 1009	Sample 2009	Sample 3009	Sample 4009	Spiked Control 2	TM Standard 2
Compound	010-002	010_003	010_004	010_005	010_006	010_007	010_008	010_009	010_010
Isobutane	ND	2.06	1.82	ND	2.44	2.53	2.61	2.05	1.97
N-Butane	ND	10.56	9.98	ND	11.86	12.08	12.44	10.50	10.39
3-Methyl-1-butene	ND	0.41	0.40	ND	0.42	0.41	0.42	0.41	0.41
Isopentane	ND	34.94	34.31	ND	35.56	35.28	35.26	34.86	34.86
N-Pentane	ND	10.85	10.66	ND	10.88	10.64	10.72	10.79	10.79
Trans-2-pentene	ND	2.71	2.76	ND	2.58	2.46	2.47	2.74	2.43
2,3-Dimethylbutane	ND	2.37	2.29	ND	2.27	2.21	2.12	2.36	2.31
2-Methylpentane	ND	8.08	8.09	ND	7.76	7.61	7.52	8.10	8.07
3-Methylpentane	ND	4.74	4.76	ND	4.54	4.45	4.39	4.76	4.73
N-Hexane	ND	4.08	4.10	ND	3.87	3.79	3.80	4.08	4.28
Methylcyclopentane	ND	2.10	2.14	ND	1.99	1.97	1.94	2.11	2.10
2,4-Dimethylpentane	ND	1.24	1.55	ND	1.14	1.43	1.40	1.24	1.24
Benzene	ND	2.90	3.13	ND	2.78	2.78	2.72	2.91	3.07
2-Methylhexane	ND	1.73	1.76	ND	1.59	1.65	1.56	1.74	1.72
2,3-Dimethylpentane	ND	1.76	1.81	ND	1.62	1.63	1.60	1.77	1.73
3-Methylhexane	ND	1.94	2.02	ND	1.79	1.82	1.78	1.96	1.93
Isooctane	ND	2.13	2.29	ND	1.94	2.06	2.02	2.16	2.11
Toluene	ND	4.02	4.51	ND	3.61	3.81	3.72	4.01	4.22
Total	0.00	98.62	98.38	0.00	98.64	98.61	98.49	98.55	98.36

ND = none detected.

	Analytical Report	Appendix B

Table III-J. Chamber Components Confirmation
Area Percent of Baseline Gasoline Vapor Condensate
Exposure 65

	Area %								
	Control 1	Spiked Control 1	TM Standard 1	Sample 1010	Sample 2010	Sample 3010	Sample 4010	Spiked Control 2	TM Standard 2
Compound	011-002	011_003	011_004	011_005	011_006	011_007	011_008	011_009	011_010
Isobutane	ND	2.00	2.04	ND	2.52	2.60	2.53	2.01	1.77
N-Butane	ND	10.32	10.54	ND	12.03	12.42	12.16	10.39	9.67
3-Methyl-1-butene	ND	0.41	0.41	ND	0.42	0.44	0.43	0.39	0.40
Isopentane	ND	34.54	34.65	ND	35.31	36.58	35.32	34.67	34.31
N-Pentane	ND	10.65	10.59	ND	10.54	10.33	10.13	10.63	10.21
Trans-2-pentene	ND	2.69	2.75	ND	2.61	2.65	2.61	2.66	2.62
2,3-Dimethylbutane	ND	2.27	2.32	ND	2.18	2.16	2.14	2.35	2.31
2-Methylpentane	ND	8.11	8.00	ND	7.69	7.49	7.63	8.10	8.24
3-Methylpentane	ND	4.76	4.70	ND	4.49	4.37	4.47	4.76	4.86
N-Hexane	ND	4.11	4.04	ND	3.83	3.86	4.16	4.10	4.42
Methylcyclopentane	ND	2.13	2.09	ND	1.98	1.93	1.99	2.12	2.19
2,4-Dimethylpentane	ND	1.53	1.49	ND	1.41	1.13	1.41	1.53	1.56
Benzene	ND	3.00	3.11	ND	2.77	2.69	2.79	2.97	3.26
2-Methylhexane	ND	1.76	1.71	ND	1.59	1.50	1.58	1.75	1.79
2,3-Dimethylpentane	ND	1.78	1.74	ND	1.63	1.55	1.61	1.78	1.82
3-Methylhexane	ND	2.00	1.94	ND	1.81	1.69	1.79	1.98	2.03
Isooctane	ND	2.21	2.13	ND	1.98	1.83	1.99	2.18	2.25
Toluene	ND	4.22	4.32	ND	3.73	3.26	3.74	4.17	4.54
Total	0.00	98.49	98.57	0.00	98.52	98.48	98.48	98.54	98.25

ND = none detected

	Analytical Report	Appendix B

Table III-K. Chamber Components Confirmation
Area Percent of Baseline Gasoline Vapor Condensate
Exposure 72

	Area %								
	Control 1	Spiked Control 1	TM Standard 1	Sample 1011	Sample 2011	Sample 3011	Sample 4011	Spiked Control 2	TM Standard 2
Compound	012-002	012_003	012_004	012_005	012_006	012_007	012_008	012_009	012_010
Isobutane	ND	1.93	1.81	ND	2.41	2.47	2.50	1.78	1.84
N-Butane	ND	10.17	9.90	ND	11.68	11.88	11.99	9.64	9.93
3-Methyl-1-butene	ND	0.41	0.41	ND	0.43	0.43	0.43	0.40	0.40
Isopentane	ND	34.85	34.87	ND	35.10	35.98	35.33	34.37	34.56
N-Pentane	ND	10.54	10.81	ND	10.63	10.37	10.62	10.59	10.54
Trans-2-pentene	ND	3.04	2.86	ND	2.82	2.83	2.90	2.85	2.94
2,3-Dimethylbutane	ND	2.31	2.37	ND	2.25	2.19	2.17	2.41	2.27
2-Methylpentane	ND	8.13	8.12	ND	7.71	7.60	7.69	8.20	8.01
3-Methylpentane	ND	4.77	4.77	ND	4.53	4.45	4.50	4.83	4.71
N-Hexane	ND	4.11	4.10	ND	3.86	3.77	3.85	4.23	4.24
Methylcyclopentane	ND	2.13	2.13	ND	2.00	1.96	1.98	2.17	2.11
2,4-Dimethylpentane	ND	1.27	1.25	ND	1.41	1.18	1.14	1.59	1.54
Benzene	ND	3.00	3.16	ND	2.81	2.78	2.79	3.07	3.13
2-Methylhexane	ND	1.76	1.74	ND	1.61	1.60	1.60	1.80	1.73
2,3-Dimethylpentane	ND	1.79	1.77	ND	1.64	1.64	1.63	1.85	1.78
3-Methylhexane	ND	1.96	1.97	ND	1.82	1.82	1.79	2.06	1.98
Isooctane	ND	2.19	2.15	ND	2.02	1.97	1.97	2.30	2.21
Toluene	ND	4.15	4.36	ND	3.81	3.63	3.67	4.38	4.45
Total	0.00	98.51	98.55	0.00	98.54	98.55	98.55	98.52	98.37

ND = none detected.

	Analytical Report	Appendix B

Table III-L. Chamber Components Confirmation
Area Percent of Baseline Gasoline Vapor Condensate
Exposure 79

	Area %								
	Control 1	Spiked Control 1	TM Standard 1	Sample 1012	Sample 2012	Sample 3012	Sample 4012	Spiked Control 2	TM Standard 2
Compound	013-002	013_003	013_004	013_005	013_006	013_007	013_008	013_009	013_010
Isobutane	ND	2.06	2.04	ND	2.54	2.49	1.97	2.02	1.97
N-Butane	ND	10.57	10.50	ND	12.07	11.93	10.55	10.45	10.25
3-Methyl-1-butene	ND	0.41	0.41	ND	0.43	0.43	0.42	0.41	0.41
Isopentane	ND	35.21	35.18	ND	35.22	35.12	35.02	35.06	34.90
N-Pentane	ND	10.48	10.51	ND	10.50	10.41	10.43	10.30	10.39
Trans-2-pentene	ND	2.68	2.73	ND	2.72	2.78	2.81	2.82	2.84
2,3-Dimethylbutane	ND	2.33	2.21	ND	2.18	2.15	2.21	2.24	2.22
2-Methylpentane	ND	7.98	7.91	ND	7.60	7.67	7.96	7.96	7.92
3-Methylpentane	ND	4.68	4.64	ND	4.44	4.48	4.67	4.67	4.66
N-Hexane	ND	4.22	4.18	ND	4.00	4.04	4.23	4.22	4.22
Methylcyclopentane	ND	2.08	2.07	ND	1.96	1.98	2.08	2.09	2.08
2,4-Dimethylpentane	ND	1.26	1.26	ND	1.40	1.41	1.49	1.53	1.52
Benzene	ND	2.94	3.07	ND	2.73	2.76	2.98	2.92	3.09
2-Methylhexane	ND	1.71	1.69	ND	1.58	1.60	1.70	1.73	1.71
2,3-Dimethylpentane	ND	1.75	1.74	ND	1.62	1.63	1.74	1.77	1.76
3-Methylhexane	ND	1.94	1.92	ND	1.79	1.81	1.92	1.96	1.95
Isooctane	ND	2.12	2.09	ND	1.98	1.99	2.12	2.17	2.15
Toluene	ND	4.01	4.22	ND	3.73	3.77	4.04	4.09	4.31
Total	0.00	98.43	98.37	0.00	98.49	98.45	98.34	98.41	98.35

ND = none detected.

	Analytical Report	Appendix B

Table III-M. Chamber Components Confirmation
Area Percent of Baseline Gasoline Vapor Condensate
Exposure 86

	Area %								
	Control 1	Spiked Control 1	TM Standard 1	Sample 1013	Sample 2013	Sample 3013	Sample 4013	Spiked Control 2	TM Standard 2
Compound	014-002	014_003	014_004	014_005	014_006	014_007	014_008	014_009	014_010
Isobutane	ND	1.68	1.59	ND	2.54	2.45	2.63	1.42	1.61
N-Butane	ND	8.84	8.39	ND	12.13	11.84	12.59	7.67	8.45
3-Methyl-1-butene	ND	0.38	0.37	ND	0.43	0.43	0.43	0.34	0.35
Isopentane	ND	33.44	33.14	ND	35.92	35.16	35.81	32.25	33.22
N-Pentane	ND	10.24	10.20	ND	10.41	10.64	10.37	10.06	10.17
Trans-2-pentene	ND	2.61	2.68	ND	2.63	2.56	2.47	2.67	2.66
2,3-Dimethylbutane	ND	2.51	2.49	ND	2.13	2.31	2.18	2.51	2.45
2-Methylpentane	ND	8.51	8.61	ND	7.48	7.53	7.34	8.87	8.61
3-Methylpentane	ND	5.03	5.11	ND	4.37	4.48	4.30	5.30	5.11
N-Hexane	ND	4.36	4.46	ND	3.88	4.04	3.84	4.88	4.44
Methylcyclopentane	ND	2.25	2.31	ND	1.94	1.98	1.90	2.42	2.30
2,4-Dimethylpentane	ND	1.71	1.73	ND	1.40	1.43	1.40	1.84	1.74
Benzene	ND	3.00	3.24	ND	2.73	2.79	2.69	3.24	3.24
2-Methylhexane	ND	1.99	2.01	ND	1.55	1.60	1.55	2.15	2.02
2,3-Dimethylpentane	ND	2.02	2.06	ND	1.59	1.60	1.49	2.19	2.05
3-Methylhexane	ND	2.26	2.31	ND	1.72	1.55	1.77	2.45	2.30
Isooctane	ND	2.55	2.58	ND	1.92	2.01	1.97	2.77	2.59
Toluene	ND	4.74	5.15	ND	3.57	3.76	3.63	5.22	5.12
Total	0.00	98.12	98.43	0.00	98.34	98.16	98.36	98.25	98.43

ND = none detected.

	Analytical Report	Appendix B

Table III-N. Chamber Components Confirmation
Area Percent of Baseline Gasoline Vapor Condensate
Exposure 93

	Area %								
	Control 1	Spiked Control 1	TM Standard 1	Sample 1014	Sample 2014	Sample 3014	Sample 4014	Spiked Control 2	TM Standard 2
Compound	015_002	015_003	015_004	015_005	015_006	015_007	015_008	015_009	015_010
Isobutane	ND	2.23	2.03	ND	2.70	2.55	2.62	2.12	2.04
N-Butane	ND	11.11	10.56	ND	12.57	12.18	12.38	10.76	10.59
3-Methyl-1-butene	ND	0.37	0.37	ND	0.43	0.42	0.43	0.40	0.40
Isopentane	ND	35.47	35.08	ND	36.18	35.81	36.03	35.06	35.09
N-Pentane	ND	10.83	10.70	ND	10.55	10.75	10.86	10.79	10.79
Trans-2-pentene	ND	2.10	2.30	ND	2.22	2.10	2.08	2.25	2.17
2,3-Dimethylbutane	ND	2.30	2.33	ND	2.18	2.08	2.00	2.36	2.23
2-Methylpentane	ND	7.84	7.92	ND	7.43	7.56	7.51	7.89	7.87
3-Methylpentane	ND	4.59	4.65	ND	4.33	4.43	4.40	4.63	4.62
N-Hexane	ND	4.13	4.19	ND	3.86	3.97	3.93	4.18	4.16
Methylcyclopentane	ND	2.04	2.08	ND	1.90	1.95	1.92	2.06	2.06
2,4-Dimethylpentane	ND	1.21	1.24	ND	1.12	1.17	1.12	1.22	1.48
Benzene	ND	2.88	3.11	ND	2.67	2.74	2.74	2.93	3.06
2-Methylhexane	ND	1.66	1.70	ND	1.53	1.59	1.55	1.71	1.69
2,3-Dimethylpentane	ND	1.68	1.74	ND	1.57	1.62	1.57	1.73	1.73
3-Methylhexane	ND	1.89	1.92	ND	1.74	1.80	1.74	1.92	1.92
Isooctane	ND	2.05	2.09	ND	1.86	1.96	1.88	2.10	2.09
Toluene	ND	4.09	4.42	ND	3.68	3.80	3.75	4.20	4.36
Total	0.00	98.47	98.43	0.00	98.52	98.48	98.51	98.31	98.35

ND = none detected.

	Analytical Report	Appendix B

Table III-O. Chamber Components Confirmation
Area Percent of Baseline Gasoline Vapor Condensate
Exposure 100

	Area %								
	Control 1	Spiked Control 1	TM Standard 1	Sample 1015	Sample 2015(Re-injected)	Sample 3015	Sample 4015	Spiked Control 2	TM Standard 2
Compound	016-002	016_003	016_004	016_005	016_010	016_007	016_008	016_009	016_011
Isobutane	ND	1.91	1.88	ND	2.57	2.55	2.75	1.88	1.85
N-Butane	ND	10.14	10.12	ND	12.17	12.16	12.83	10.02	10.00
3-Methyl-1-butene	ND	0.40	0.41	ND	0.44	0.44	0.45	0.40	0.40
Isopentane	ND	35.09	35.42	ND	35.81	35.78	36.43	34.90	35.23
N-Pentane	ND	10.56	10.56	ND	10.36	10.50	10.63	10.49	10.56
Trans-2-pentene	ND	2.49	2.43	ND	2.53	2.43	2.31	2.38	2.37
2,3-Dimethylbutane	ND	2.28	2.18	ND	2.03	2.20	2.16	2.36	2.09
2-Methylpentane	ND	8.01	8.02	ND	7.51	7.53	7.36	8.03	8.04
3-Methylpentane	ND	4.70	4.71	ND	4.39	4.40	4.29	4.72	4.72
N-Hexane	ND	4.25	4.03	ND	3.88	3.74	3.76	4.27	4.18
Methylcyclopentane	ND	2.10	2.10	ND	1.94	1.95	1.91	2.12	2.12
2,4-Dimethylpentane	ND	1.55	1.54	ND	1.25	1.42	1.29	1.55	1.34
Benzene	ND	2.99	3.15	ND	2.73	2.75	2.61	3.02	3.17
2-Methylhexane	ND	1.75	1.74	ND	1.59	1.59	1.47	1.79	1.76
2,3-Dimethylpentane	ND	1.79	1.79	ND	1.63	1.63	1.51	1.84	1.80
3-Methylhexane	ND	2.00	1.98	ND	1.81	1.82	1.67	2.05	2.01
Isooctane	ND	2.19	2.17	ND	1.99	2.00	1.82	2.29	2.20
Toluene	ND	4.15	4.36	ND	3.73	3.75	3.33	4.32	4.44
Total	0.00	98.35	98.59	0.00	98.36	98.64	98.58	98.43	98.28

ND = none detected.

	Analytical Report	Appendix B

Table III-P. Chamber Components Confirmation
Area Percent of Baseline Gasoline Vapor Condensate
Exposure 107

	Area %								
	Control 1	Spiked Control 1	TM Standard 1	Sample 1016	Sample 2016	Sample 3016	Sample 4016	Spiked Control 2	TM Standard 2
Compound	017-002	017_003	017_004	017_005	017_006	017_007	017_008	017_009	017_010
Isobutane	ND	1.96	1.85	ND	2.50	2.60	2.65	1.97	1.72
N-Butane	ND	10.24	9.95	ND	12.04	12.34	12.52	10.28	9.54
3-Methyl-1-butene	ND	0.37	0.36	ND	0.37	0.37	0.36	0.38	0.38
Isopentane	ND	34.97	34.89	ND	36.06	35.87	35.64	35.11	34.78
N-Pentane	ND	10.66	10.47	ND	10.45	10.53	10.36	10.60	10.51
Trans-2-pentene	ND	2.50	2.64	ND	2.54	2.56	2.64	2.44	2.60
2,3-Dimethylbutane	ND	2.36	2.45	ND	2.28	2.30	2.12	2.41	2.42
2-Methylpentane	ND	7.98	8.05	ND	7.55	7.46	7.40	8.06	8.09
3-Methylpentane	ND	4.74	4.72	ND	4.40	4.43	4.33	4.72	4.78
N-Hexane	ND	4.07	4.06	ND	3.72	3.78	3.88	4.05	4.32
Methylcyclopentane	ND	2.12	2.12	ND	1.94	1.95	1.91	2.10	2.14
2,4-Dimethylpentane	ND	1.55	1.54	ND	1.40	1.17	1.40	1.53	1.55
Benzene	ND	3.00	3.17	ND	2.74	2.76	2.71	2.96	3.20
2-Methylhexane	ND	1.76	1.75	ND	1.57	1.57	1.57	1.74	1.77
2,3-Dimethylpentane	ND	1.80	1.79	ND	1.62	1.61	1.60	1.78	1.82
3-Methylhexane	ND	2.00	1.99	ND	1.79	1.78	1.78	1.98	2.02
Isooctane	ND	2.20	2.18	ND	1.94	1.93	1.98	2.19	2.22
Toluene	ND	4.14	4.44	ND	3.60	3.58	3.66	4.11	4.46
Total	0.00	98.42	98.42	0.00	98.51	98.59	98.51	98.41	98.32

ND = none detected.

	Analytical Report	Appendix B

Table III-Q. Chamber Components Confirmation
Area Percent of Baseline Gasoline Vapor Condensate
Exposure 114

	Area %								
	Control 1	Spiked Control 1	TM Standard 1	Sample 1017	Sample 2017	Sample 3017	Sample 4017	Spiked Control 2	TM Standard 2
Compound	018-002	018_003	018_004	018_005	018_006	018_007	018_008	018_009	018_010
Isobutane	ND	2.01	2.10	ND	2.56	2.67	2.50	2.15	2.02
N-Butane	ND	10.38	10.84	ND	12.25	12.47	12.20	10.84	10.60
3-Methyl-1-butene	ND	0.41	0.41	ND	0.44	0.43	0.42	0.41	0.40
Isopentane	ND	34.91	35.26	ND	36.11	35.70	35.62	35.08	35.01
N-Pentane	ND	10.37	10.35	ND	10.28	10.28	10.24	10.28	10.39
Trans-2-pentene	ND	2.78	2.85	ND	2.71	2.72	2.78	2.78	2.66
2,3-Dimethylbutane	ND	2.33	2.12	ND	2.28	2.27	2.25	2.34	2.36
2-Methylpentane	ND	8.01	7.76	ND	7.56	7.41	7.44	7.76	7.76
3-Methylpentane	ND	4.71	4.56	ND	4.42	4.33	4.35	4.55	4.56
N-Hexane	ND	4.05	4.09	ND	3.75	3.68	3.84	4.11	4.11
Methylcyclopentane	ND	2.11	2.02	ND	1.94	1.91	1.93	2.02	2.04
2,4-Dimethylpentane	ND	1.55	1.47	ND	1.14	1.40	1.41	1.49	1.47
Benzene	ND	3.01	3.05	ND	2.74	2.71	2.74	2.88	3.05
2-Methylhexane	ND	1.76	1.67	ND	1.56	1.56	1.57	1.68	1.70
2,3-Dimethylpentane	ND	1.80	1.70	ND	1.59	1.60	1.61	1.73	1.73
3-Methylhexane	ND	2.00	1.90	ND	1.77	1.78	1.79	1.93	1.93
Isooctane	ND	2.18	2.06	ND	1.91	1.97	1.98	2.14	2.18
Toluene	ND	4.18	4.19	ND	3.52	3.70	3.71	4.05	4.32
Total	0.00	98.55	98.40	0.00	98.53	98.59	98.38	98.22	98.29

ND = none detected.

	Analytical Report	Appendix B

Table III-R. Chamber Components Confirmation
Area Percent of Baseline Gasoline Vapor Condensate
Exposure 121

	Area %								
	Control 1	Spiked Control 1	TM Standard 1	Sample 1018	Sample 2018	Sample 3018	Sample 4018	Spiked Control 2	TM Standard 2
Compound	019-002	019_003	019_004	019_005	019_006	019_007	019_008	019_009	019_010
Isobutane	ND	1.85	1.86	ND	2.54	2.63	2.63	1.60	1.70
N-Butane	ND	10.40	10.46	ND	12.73	12.96	12.47	9.24	9.65
3-Methyl-1-butene	ND	0.40	0.40	ND	0.43	0.43	0.44	0.40	0.40
Isopentane	ND	34.63	34.54	ND	35.76	35.67	35.70	34.80	34.66
N-Pentane	ND	10.33	10.14	ND	10.03	9.87	10.12	10.39	10.37
Trans-2-pentene	ND	2.95	2.89	ND	2.81	2.62	2.93	3.02	2.85
2,3-Dimethylbutane	ND	2.35	2.22	ND	2.22	2.11	2.10	2.40	2.31
2-Methylpentane	ND	8.01	7.86	ND	7.46	7.34	7.38	8.22	8.05
3-Methylpentane	ND	4.71	4.63	ND	4.37	4.29	4.32	4.84	4.74
N-Hexane	ND	4.04	4.20	ND	3.76	3.83	3.86	4.37	4.27
Methylcyclopentane	ND	2.11	2.07	ND	1.91	1.88	1.90	2.15	2.13
2,4-Dimethylpentane	ND	1.57	1.53	ND	1.40	1.39	1.40	1.60	1.58
Benzene	ND	3.02	3.11	ND	2.70	2.67	2.69	3.06	3.18
2-Methylhexane	ND	1.77	1.73	ND	1.56	1.55	1.55	1.80	1.79
2,3-Dimethylpentane	ND	1.81	1.77	ND	1.59	1.59	1.60	1.84	1.82
3-Methylhexane	ND	2.02	1.97	ND	1.77	1.77	1.77	2.05	2.03
Isooctane	ND	2.25	2.23	ND	1.95	1.96	1.97	2.29	2.29
Toluene	ND	4.29	4.45	ND	3.60	3.63	3.67	4.32	4.53
Total	0.00	98.51	98.06	0.00	98.59	98.19	98.50	98.39	98.35

ND = none detected.

	Analytical Report	Appendix B

Table III-S. Chamber Components Confirmation
Area Percent of Baseline Gasoline Vapor Condensate
Exposure 128

	Area %								
	Control 1	Spiked Control 1	TM Standard 1	Sample 1019	Sample 2019	Sample 3019	Sample 4019	Spiked Control 2	TM Standard 2
Compound	020-002	020_003	020_004	020_005	020_006	020_007	020_008	020_009	020_010
Isobutane	ND	2.18	2.03	ND	2.55	2.69	2.59	2.05	1.87
N-Butane	ND	10.97	10.53	ND	12.21	12.71	12.36	10.58	10.11
3-Methyl-1-butene	ND	0.42	0.42	ND	0.43	0.44	0.43	0.41	0.39
Isopentane	ND	35.53	35.26	ND	35.87	36.04	35.88	35.33	35.25
N-Pentane	ND	10.47	10.20	ND	10.05	10.10	10.12	10.10	10.46
Trans-2-pentene	ND	2.76	2.87	ND	2.73	2.74	2.84	2.67	2.68
2,3-Dimethylbutane	ND	2.26	2.30	ND	2.31	2.21	2.22	2.36	2.34
2-Methylpentane	ND	7.83	7.84	ND	7.54	7.34	7.47	7.92	8.00
3-Methylpentane	ND	4.59	4.61	ND	4.42	4.30	4.37	4.66	4.71
N-Hexane	ND	3.91	4.15	ND	3.75	3.83	3.70	4.15	4.03
Methylcyclopentane	ND	2.02	2.05	ND	1.94	1.88	1.92	2.06	2.09
2,4-Dimethylpentane	ND	1.49	1.50	ND	1.42	1.36	1.40	1.53	1.54
Benzene	ND	2.78	2.98	ND	2.75	2.66	2.73	2.84	3.03
2-Methylhexane	ND	1.68	1.70	ND	1.58	1.52	1.57	1.72	1.73
2,3-Dimethylpentane	ND	1.72	1.74	ND	1.61	1.54	1.60	1.77	1.78
3-Methylhexane	ND	1.92	1.94	ND	1.78	1.69	1.77	1.96	1.97
Isooctane	ND	2.12	2.12	ND	1.96	1.87	1.93	2.17	2.16
Toluene	ND	3.92	4.21	ND	3.65	3.43	3.58	4.00	4.25
Total	0.00	98.57	98.45	0.00	98.55	98.35	98.48	98.28	98.39

ND = none detected.

	Analytical Report	Appendix B

Table III-T. Chamber Components Confirmation
Area Percent of Baseline Gasoline Vapor Condensate
Exposure 135

	Area %								
	Control 1	Spiked Control 1	TM Standard 1	Sample 1020	Sample 2020	Sample 3020	Sample 4020	Spiked Control 2	TM Standard 2
Compound	021_002	021_003	021_004	021_005	021_006	021_007	021_008	021_009	021_010
Isobutane	ND	1.91	2.09	ND	2.47	2.47	2.61	1.96	1.09
N-Butane	ND	10.21	10.79	ND	11.72	12.02	12.45	10.43	7.56
3-Methyl-1-butene	ND	0.41	0.41	ND	0.44	0.41	0.44	0.41	0.38
Isopentane	ND	34.94	35.32	ND	35.27	35.67	36.20	35.28	33.76
N-Pentane	ND	10.43	10.26	ND	10.69	10.17	10.31	10.46	10.27
Trans-2-pentene	ND	2.72	2.88	ND	2.70	2.74	2.71	2.86	3.07
2,3-Dimethylbutane	ND	2.38	2.28	ND	2.27	2.22	2.30	2.39	2.58
2-Methylpentane	ND	7.95	7.76	ND	7.60	7.51	7.47	7.89	8.59
3-Methylpentane	ND	4.68	4.55	ND	4.45	4.40	4.35	4.63	5.09
N-Hexane	ND	4.23	4.04	ND	3.81	3.92	3.65	4.17	4.63
Methylcyclopentane	ND	2.09	2.01	ND	1.95	1.94	1.91	2.05	2.31
2,4-Dimethylpentane	ND	1.54	1.47	ND	1.45	1.43	1.37	1.51	1.71
Benzene	ND	2.96	3.00	ND	2.75	2.74	2.67	2.87	3.49
2-Methylhexane	ND	1.74	1.65	ND	1.60	1.57	1.50	1.70	1.94
2,3-Dimethylpentane	ND	1.78	1.69	ND	1.65	1.62	1.50	1.72	1.98
3-Methylhexane	ND	1.99	1.88	ND	1.83	1.80	1.72	1.93	2.22
Isooctane	ND	2.19	2.07	ND	2.05	1.99	1.88	2.10	2.47
Toluene	ND	4.13	4.13	ND	3.80	3.70	3.49	3.95	4.98
Total	0.00	98.28	98.28	0.00	98.50	98.32	98.53	98.31	98.12

ND = none detected.

	Analytical Report	Appendix B

Table III-U. Chamber Components Confirmation
Area Percent of Baseline Gasoline Vapor Condensate
Exposure 142

	Area %								
	Control 1	Spiked Control 1	TM Standard 1	Sample 1021	Sample 2021	Sample 3021	Sample 4021	Spiked Control 2	TM Standard 2
Compound	022-002	022_003	022_004	022_005	022_006	022_007	022_008	022_009	022_010
Isobutane	ND	2.22	1.87	ND	2.54	2.57	2.60	2.15	2.16
N-Butane	ND	11.11	10.18	ND	12.17	12.18	12.39	10.99	11.14
3-Methyl-1-butene	ND	0.42	0.38	ND	0.43	0.43	0.44	0.42	0.43
Isopentane	ND	35.33	35.06	ND	35.66	35.74	36.04	35.41	35.66
N-Pentane	ND	10.31	10.26	ND	10.35	10.25	10.31	10.28	10.33
Trans-2-pentene	ND	2.85	2.74	ND	2.74	2.69	2.68	2.75	2.58
2,3-Dimethylbutane	ND	2.31	2.38	ND	2.23	2.19	2.25	2.36	2.37
2-Methylpentane	ND	7.72	7.93	ND	7.49	7.46	7.40	7.81	7.74
3-Methylpentane	ND	4.52	4.67	ND	4.38	4.37	4.32	4.56	4.54
N-Hexane	ND	4.07	4.20	ND	3.90	3.91	3.85	4.10	3.76
Methylcyclopentane	ND	2.00	2.08	ND	1.93	1.92	1.88	2.01	1.99
2,4-Dimethylpentane	ND	1.47	1.51	ND	1.40	1.39	1.38	1.47	1.45
Benzene	ND	2.83	3.11	ND	2.71	2.71	2.67	2.84	2.99
2-Methylhexane	ND	1.65	1.71	ND	1.55	1.57	1.53	1.66	1.63
2,3-Dimethylpentane	ND	1.70	1.76	ND	1.60	1.61	1.57	1.71	1.68
3-Methylhexane	ND	1.89	1.96	ND	1.77	1.78	1.74	1.89	1.86
Isooctane	ND	2.06	2.13	ND	1.92	1.94	1.89	2.06	2.03
Toluene	ND	3.90	4.30	ND	3.57	3.62	3.48	3.88	4.07
Total	0.00	98.36	98.23	0.00	98.34	98.33	98.42	98.35	98.41

ND = none detected.

	Analytical Report	Appendix B

Table III-V. Chamber Components Confirmation
Area Percent of Baseline Gasoline Vapor Condensate
Exposure 149

	Area %								
	Control 1	Spiked Control 1	TM Standard 1	Sample 1022	Sample 2022	Sample 3022	Sample 4022	Spiked Control 2	TM Standard 2
Compound	023-002	023_003	023_004	023_005	023_006	023_007	023_008	023_009	023_010
Isobutane	ND	2.22	2.20	ND	2.71	2.56	0.34	2.21	2.08
N-Butane	ND	11.14	11.11	ND	12.71	12.35	4.02	11.19	10.85
3-Methyl-1-butene	ND	0.41	0.42	ND	0.44	0.44	0.33	0.43	0.42
Isopentane	ND	35.25	35.26	ND	36.05	35.90	30.65	35.49	35.40
N-Pentane	ND	10.23	10.18	ND	10.36	10.34	10.60	10.33	10.16
Trans-2-pentene	ND	2.94	3.01	ND	2.75	2.76	3.04	2.81	2.92
2,3-Dimethylbutane	ND	2.36	2.34	ND	2.19	2.20	2.70	2.31	2.26
2-Methylpentane	ND	7.74	7.67	ND	7.37	7.45	9.89	7.72	7.74
3-Methylpentane	ND	4.54	4.49	ND	4.31	4.36	5.95	4.53	4.54
N-Hexane	ND	4.09	4.05	ND	3.80	3.90	5.51	4.06	4.10
Methylcyclopentane	ND	2.00	1.98	ND	1.87	1.90	2.79	1.99	2.01
2,4-Dimethylpentane	ND	1.47	1.45	ND	1.36	1.38	2.02	1.45	1.47
Benzene	ND	2.83	2.97	ND	2.63	2.70	4.01	2.78	2.97
2-Methylhexane	ND	1.65	1.63	ND	1.50	1.54	2.40	1.64	1.65
2,3-Dimethylpentane	ND	1.69	1.67	ND	1.55	1.58	2.38	1.68	1.69
3-Methylhexane	ND	1.87	1.86	ND	1.71	1.75	2.58	1.87	1.88
Isooctane	ND	2.06	2.01	ND	1.84	1.89	3.01	2.02	2.02
Toluene	ND	3.89	4.06	ND	3.41	3.52	5.66	3.84	4.09
Total	0.00	98.38	98.36	0.00	98.56	98.52	97.88	98.35	98.25

ND = none detected.

	Analytical Report	Appendix B

Table III-W. Chamber Components Confirmation
Area Percent of Baseline Gasoline Vapor Condensate
Exposure 156

	Area %								
	Control 1	Spiked Control 1	TM Standard 1	Sample 1023	Sample 2023	Sample 3023	Sample 4023	Spiked Control 2	TM Standard 2
Compound	024-002	024_003	024_004	024_005	024_006	024_007	024_008	024_009	024_010
Isobutane	ND	2.20	1.61	ND	2.24	1.50	2.57	2.08	1.98
N-Butane	ND	11.23	9.40	ND	11.27	9.24	12.43	10.83	10.53
3-Methyl-1-butene	ND	0.42	0.41	ND	0.43	0.41	0.44	0.40	0.42
Isopentane	ND	35.19	34.45	ND	35.58	34.82	35.91	35.07	35.03
N-Pentane	ND	10.36	10.52	ND	10.25	10.62	10.33	10.22	10.38
Trans-2-pentene	ND	2.88	2.93	ND	2.98	3.10	2.85	3.13	3.05
2,3-Dimethylbutane	ND	2.27	2.40	ND	2.29	2.43	2.05	2.30	2.30
2-Methylpentane	ND	7.74	8.16	ND	7.71	8.31	7.45	7.96	7.92
3-Methylpentane	ND	4.55	4.82	ND	4.53	4.88	4.36	4.68	4.66
N-Hexane	ND	4.11	4.35	ND	4.03	4.42	3.90	4.21	4.23
Methylcyclopentane	ND	2.00	2.15	ND	2.00	2.17	1.89	2.05	2.06
2,4-Dimethylpentane	ND	1.46	1.57	ND	1.46	1.57	1.37	1.24	1.22
Benzene	ND	2.84	3.24	ND	2.84	3.07	2.68	2.91	3.09
2-Methylhexane	ND	1.65	1.77	ND	1.61	1.76	1.54	1.68	1.69
2,3-Dimethylpentane	ND	1.69	1.82	ND	1.67	1.80	1.58	1.70	1.72
3-Methylhexane	ND	1.88	2.02	ND	1.84	2.00	1.75	1.92	1.93
Isooctane	ND	2.06	2.21	ND	2.02	2.16	1.89	2.05	2.06
Toluene	ND	3.95	4.54	ND	3.73	4.09	3.56	3.96	4.21
Total	0.00	98.48	98.37	0.00	98.48	98.35	98.55	98.39	98.48

ND = none detected.

	Analytical Report	Appendix B

Table III-X. Chamber Components Confirmation
Area Percent of Baseline Gasoline Vapor Condensate
Exposure 163

	Area %								
	Control 1	Spiked Control 1	TM Standard 1	Sample 1024	Sample 2024	Sample 3024	Sample 4024	Spiked Control 2	TM Standard 2
Compound	025_002	025_003	025_004	025_005	025_006	025_007	025_008	025_009	025_010
Isobutane	ND	2.34	2.24	ND	2.63	2.46	2.26	2.43	1.82
N-Butane	ND	11.66	11.48	ND	12.57	12.09	11.51	12.02	10.27
3-Methyl-1-butene	ND	0.43	0.42	ND	0.43	0.43	0.42	0.43	0.40
Isopentane	ND	35.54	35.57	ND	35.70	35.53	35.56	35.79	35.11
N-Pentane	ND	10.48	10.56	ND	10.28	10.23	10.39	10.26	10.21
Trans-2-pentene	ND	2.83	2.66	ND	2.73	2.93	2.78	2.84	2.97
2,3-Dimethylbutane	ND	2.29	2.32	ND	2.22	2.28	2.31	2.23	2.37
2-Methylpentane	ND	7.65	7.65	ND	7.42	7.56	7.73	7.62	7.95
3-Methylpentane	ND	4.50	4.48	ND	4.34	4.43	4.52	4.44	4.68
N-Hexane	ND	4.03	4.05	ND	3.84	3.89	4.08	3.99	4.22
Methylcyclopentane	ND	1.95	1.96	ND	1.88	1.94	1.98	1.93	2.06
2,4-Dimethylpentane	ND	1.17	1.17	ND	1.38	1.40	1.18	1.16	1.48
Benzene	ND	2.76	2.93	ND	2.64	2.72	2.79	2.71	3.10
2-Methylhexane	ND	1.60	1.60	ND	1.54	1.57	1.62	1.57	1.69
2,3-Dimethylpentane	ND	1.64	1.63	ND	1.58	1.61	1.66	1.60	1.73
3-Methylhexane	ND	1.82	1.81	ND	1.76	1.79	1.85	1.79	1.92
Isooctane	ND	1.94	1.92	ND	1.89	1.92	1.98	1.90	2.05
Toluene	ND	3.72	3.93	ND	3.56	3.61	3.75	3.62	4.23
Total	0.00	98.35	98.38	0.00	98.39	98.39	98.37	98.33	98.26

ND = none detected.

	Analytical Report	Appendix B

Table III-Y. Chamber Components Confirmation
Area Percent of Baseline Gasoline Vapor Condensate
Exposure 170

	Area %								
	Control 1	Spiked Control 1	TM Standard 1	Sample 1025	Sample 2025	Sample 3025	Sample 4025 [a]	Spiked Control 2	TM Standard 2
Compound	026-002	026_003	026_004	026_005	026_006	026_007	026_008	026_009	026_010
Isobutane	ND	2.27	2.25	ND	2.07	2.52	0.58	2.25	2.45
N-Butane	ND	11.45	11.43	ND	11.13	12.30	5.60	11.36	12.00
3-Methyl-1-butene	ND	0.43	0.43	ND	0.42	0.43	0.34	0.40	0.39
Isopentane	ND	35.24	35.27	ND	35.32	35.71	32.82	35.21	35.60
N-Pentane	ND	10.19	9.85	ND	10.40	9.70	10.70	10.28	10.22
Trans-2-pentene	ND	3.07	2.98	ND	3.02	2.85	3.21	3.02	3.10
2,3-Dimethylbutane	ND	2.21	2.26	ND	2.25	2.16	2.60	2.21	2.10
2-Methylpentane	ND	7.68	7.64	ND	7.75	7.49	9.32	7.71	7.54
3-Methylpentane	ND	4.50	4.51	ND	4.53	4.41	5.57	4.53	4.42
N-Hexane	ND	4.21	4.07	ND	4.08	4.10	5.10	4.06	3.98
Methylcyclopentane	ND	1.98	1.99	ND	2.00	1.92	2.53	1.99	1.93
2,4-Dimethylpentane	ND	1.46	1.46	ND	1.48	1.42	1.87	1.48	1.15
Benzene	ND	2.77	2.93	ND	2.81	2.71	3.62	2.78	2.87
2-Methylhexane	ND	1.65	1.64	ND	1.65	1.59	2.11	1.65	1.57
2,3-Dimethylpentane	ND	1.69	1.69	ND	1.70	1.63	2.16	1.70	1.61
3-Methylhexane	ND	1.89	1.88	ND	1.88	1.82	2.41	1.89	1.79
Isooctane	ND	2.05	2.05	ND	2.07	1.97	2.65	2.05	1.90
Toluene	ND	3.87	4.13	ND	3.86	3.71	4.94	3.87	3.83
Total	0.00	98.61	98.46	0.00	98.42	98.44	98.13	98.44	98.45

ND = none detected.
[a] Sample 4025 result from exposure 170 was suspect. Therefore, Group IV was re-sampled (4025D-2) from exposure 172.

	Analytical Report	Appendix B

Table III-Z. Chamber Components Confirmation
Area Percent of Baseline Gasoline Vapor Condensate
Exposures 172 & 177
Area %

	Control 1	Spiked Control 1	TM Standard 1	Sample 1026	Sample 2026	Sample 3026	Sample 4026	Sample 4025D-2 [a]	Spiked Control 2	TM Standard 2
Compound	027_002	027_003	027_004	027_005	027_006	027_007	027_008	027_009	027_010	027_011
Isobutane	ND	2.06	2.19	ND	2.13	1.81	2.55	2.66	2.23	2.20
N-Butane	ND	10.80	11.19	ND	11.16	10.03	12.35	12.74	11.27	11.22
3-Methyl-1-butene	ND	0.42	0.43	ND	0.43	0.41	0.43	0.44	0.42	0.43
Isopentane	ND	35.12	35.11	ND	35.32	34.50	35.58	35.66	35.25	35.19
N-Pentane	ND	10.80	10.36	ND	10.30	10.26	10.34	10.34	10.30	10.31
Trans-2-pentene	ND	2.51	2.73	ND	2.75	2.71	2.78	2.74	2.80	2.87
2,3-Dimethylbutane	ND	2.35	2.30	ND	2.28	2.45	2.24	2.15	2.32	2.33
2-Methylpentane	ND	7.85	7.73	ND	7.79	8.12	7.49	7.38	7.75	7.72
3-Methylpentane	ND	4.62	4.54	ND	4.58	4.80	4.39	4.32	4.55	4.53
N-Hexane	ND	4.17	4.10	ND	4.12	4.36	3.95	3.88	4.13	4.09
Methylcyclopentane	ND	2.01	1.98	ND	1.99	2.13	1.90	1.86	1.99	1.96
2,4-Dimethylpentane	ND	1.48	1.45	ND	1.47	1.55	1.39	1.37	1.46	1.43
Benzene	ND	2.82	2.94	ND	2.82	3.06	2.59	2.63	2.78	2.92
2-Methylhexane	ND	1.69	1.63	ND	1.65	1.77	1.56	1.52	1.66	1.63
2,3-Dimethylpentane	ND	1.72	1.68	ND	1.70	1.82	1.60	1.56	1.70	1.67
3-Methylhexane	ND	1.92	1.87	ND	1.88	2.02	1.78	1.74	1.90	1.87
Isooctane	ND	2.08	2.02	ND	2.04	2.17	1.90	1.86	2.02	2.00
Toluene	ND	3.93	4.07	ND	3.82	4.19	3.57	3.50	3.82	3.99
Total	0.00	98.35	98.32	0.00	98.23	98.16	98.39	98.35	98.35	98.36

ND = none detected.
[a] Sample 4025 D-2 was a resample from Exposure 172. The original sample 4025 result from exposure 170 was suspect.

	Analytical Report	Appendix B

Table III-Z1. Chamber Components Confirmation
Area Percent of Baseline Gasoline Vapor Condensate
Exposure 184

	Area %								
	Control 1	Spiked Control 1	TM Standard 1	Sample 1027	Sample 2027	Sample 3027	Sample 4027	Spiked Control 2	TM Standard 2
Compound	028-002	028_003	028_004	028_005	028_006	028_007	028_008	028_009	028_010
Isobutane	ND	2.33	2.18	ND	2.44	2.69	2.56	2.26	2.24
N-Butane	ND	11.53	11.15	ND	12.07	12.91	12.44	11.32	11.31
3-Methyl-1-butene	ND	0.44	0.43	ND	0.45	0.46	0.44	0.43	0.43
Isopentane	ND	35.54	35.08	ND	36.04	36.65	35.76	35.31	35.31
N-Pentane	ND	9.80	10.14	ND	10.44	10.46	10.41	10.50	10.26
Trans-2-pentene	ND	3.09	3.18	ND	2.84	2.85	2.69	2.87	2.75
2,3-Dimethylbutane	ND	2.33	2.25	ND	2.27	1.21	2.16	2.23	2.24
2-Methylpentane	ND	7.77	7.67	ND	7.55	7.64	7.53	7.75	7.75
3-Methylpentane	ND	4.55	4.52	ND	4.43	4.48	4.41	4.55	4.55
N-Hexane	ND	4.11	4.08	ND	3.95	3.79	3.96	4.09	4.09
Methylcyclopentane	ND	1.98	1.97	ND	1.90	1.93	1.92	1.97	1.97
2,4-Dimethylpentane	ND	1.21	1.44	ND	1.14	1.13	1.15	1.29	1.43
Benzene	ND	2.75	2.92	ND	2.64	2.70	2.70	2.74	2.90
2-Methylhexane	ND	1.65	1.63	ND	1.55	1.54	1.55	1.66	1.64
2,3-Dimethylpentane	ND	1.68	1.68	ND	1.59	1.58	1.59	1.69	1.68
3-Methylhexane	ND	1.87	1.87	ND	1.75	1.76	1.76	1.88	1.87
Isooctane	ND	2.01	2.01	ND	1.86	1.87	1.87	2.04	2.01
Toluene	ND	3.73	4.07	ND	3.46	3.44	3.48	3.79	3.96
Total	0.00	98.37	98.27	0.00	98.37	99.09	98.38	98.27	98.39

ND = none detected.

	Analytical Report	Appendix B

Table III-Z2. Chamber Components Confirmation
Area Percent of Baseline Gasoline Vapor Condensate
Exposure 191

	Area %								
	Control 1	Spiked Control 1	TM Standard 1	Sample 1028	Sample 2028	Sample 3028	Sample 4028	Spiked Control 2	TM Standard 2
Compound	029_002	029_003	029_004	029_005	029_006	029_007	029_008	029_009	029_010
Isobutane	ND	2.35	2.30	ND	2.19	2.63	2.64	2.43	2.30
N-Butane	ND	11.70	11.56	ND	11.47	12.48	12.57	11.89	11.56
3-Methyl-1-butene	ND	0.44	0.44	ND	0.45	0.45	0.45	0.44	0.43
Isopentane	ND	35.55	35.08	ND	36.13	35.57	35.55	35.46	35.23
N-Pentane	ND	10.92	10.68	ND	10.82	10.54	10.57	10.64	10.57
Trans-2-pentene	ND	2.08	2.18	ND	2.16	2.37	2.46	2.35	2.41
2,3-Dimethylbutane	ND	2.25	2.18	ND	2.30	2.19	2.17	2.21	2.22
2-Methylpentane	ND	7.11	7.67	ND	7.76	7.47	7.46	7.60	7.67
3-Methylpentane	ND	4.59	4.51	ND	4.56	4.38	4.37	4.47	4.51
N-Hexane	ND	4.16	4.10	ND	4.07	3.95	3.91	4.03	4.08
Methylcyclopentane	ND	2.01	2.00	ND	2.03	1.92	1.91	1.96	1.98
2,4-Dimethylpentane	ND	1.18	1.17	ND	1.13	1.13	1.12	1.17	1.17
Benzene	ND	2.87	3.01	ND	2.82	2.71	2.69	2.78	2.97
2-Methylhexane	ND	1.65	1.65	ND	1.56	1.58	1.55	1.61	1.63
2,3-Dimethylpentane	ND	1.69	1.69	ND	1.61	1.61	1.59	1.65	1.67
3-Methylhexane	ND	1.88	1.88	ND	1.78	1.79	1.78	1.84	1.85
Isooctane	ND	1.98	2.02	ND	1.88	1.93	1.90	1.96	2.00
Toluene	ND	3.93	4.23	ND	3.65	3.73	3.72	3.88	4.13
Total	0.00	98.34	98.35	0.00	98.37	98.43	98.41	98.37	98.38

ND = none detected.

	Analytical Report	Appendix B

Table III-Z3. Chamber Components Confirmation
Area Percent of Baseline Gasoline Vapor Condensate
Exposure 198

	Area %								
	Control 1	Spiked Control 1	TM Standard 1	Sample 1029	Sample 2029	Sample 3029	Sample 4029	Spiked Control 2	TM Standard 2
Compound	030_002	030_003	030_004	030_005	030_006	030_007	030_008	030_009	030_010
Isobutane	ND	2.31	2.25	ND	2.66	2.59	2.60	2.36	2.19
N-Butane	ND	11.62	11.41	ND	12.60	12.43	12.52	11.78	11.27
3-Methyl-1-butene	ND	0.44	0.43	ND	0.45	0.44	0.45	0.44	0.43
Isopentane	ND	35.44	35.31	ND	35.69	35.67	35.93	35.52	35.38
N-Pentane	ND	10.54	10.58	ND	10.40	10.66	10.16	10.68	10.17
Trans-2-pentene	ND	2.58	2.48	ND	2.45	2.26	2.36	2.51	2.21
2,3-Dimethylbutane	ND	2.29	2.20	ND	2.14	2.16	2.16	2.21	2.23
2-Methylpentane	ND	7.69	7.70	ND	7.44	7.48	7.55	7.68	7.78
3-Methylpentane	ND	4.52	4.53	ND	4.35	4.39	4.42	4.49	4.58
N-Hexane	ND	4.07	4.10	ND	3.89	3.94	3.97	4.05	4.15
Methylcyclopentane	ND	1.97	1.99	ND	1.89	1.91	1.92	1.96	2.01
2,4-Dimethylpentane	ND	1.18	1.17	ND	1.38	1.39	1.13	1.17	1.47
Benzene	ND	2.80	2.98	ND	2.65	2.67	2.72	2.75	3.01
2-Methylhexane	ND	1.62	1.63	ND	1.54	1.56	1.57	1.61	1.66
2,3-Dimethylpentane	ND	1.68	1.67	ND	1.60	1.61	1.61	1.66	1.70
3-Methylhexane	ND	1.87	1.86	ND	1.76	1.79	1.79	1.84	1.89
Isooctane	ND	2.00	1.98	ND	1.91	1.91	1.92	1.96	2.03
Toluene	ND	3.83	4.04	ND	3.58	3.56	3.58	3.69	4.11
Total	0.00	98.45	98.31	0.00	98.38	98.42	98.36	98.36	98.27

ND = none detected.

	Analytical Report	Appendix B

Table III-Z4. Chamber Components Confirmation
Area Percent of Baseline Gasoline Vapor Condensate
Exposure 205

	Area %								
	Control 1	Spiked Control 1	TM Standard 1	Sample 1030	Sample 2030	Sample 3030	Sample 4030	Spiked Control 2	TM Standard 2
Compound	031_002	031_003	031_004	031_005	031_006	031_007	031_008	031_009	031_010
Isobutane	ND	2.01	1.60	ND	2.39	3.34	2.53	2.04	1.60
N-Butane	ND	10.66	8.39	ND	11.95	16.12	12.41	10.77	8.64
3-Methyl-1-butene	ND	0.43	0.36	ND	0.44	0.54	0.44	0.42	0.36
Isopentane	ND	35.26	31.24	ND	35.75	41.99	35.85	35.22	32.09
N-Pentane	ND	10.50	9.64	ND	10.67	11.38	10.47	10.39	9.73
Trans-2-pentene	ND	2.59	2.38	ND	2.40	2.92	2.70	2.81	2.30
2,3-Dimethylbutane	ND	2.32	2.38	ND	2.17	1.80	2.16	2.27	2.43
2-Methylpentane	ND	7.94	8.42	ND	7.56	5.85	7.44	7.91	8.38
3-Methylpentane	ND	4.67	5.02	ND	4.44	3.34	4.35	4.64	4.96
N-Hexane	ND	4.21	4.74	ND	3.96	2.65	3.89	4.18	4.61
Methylcyclopentane	ND	2.05	2.28	ND	1.94	1.60	1.91	2.04	2.23
2,4-Dimethylpentane	ND	1.50	1.88	ND	1.41	0.76	1.38	1.51	1.82
Benzene	ND	2.86	3.21	ND	2.69	1.76	2.62	2.83	3.13
2-Methylhexane	ND	1.69	2.32	ND	1.56	0.72	1.54	1.67	2.28
2,3-Dimethylpentane	ND	1.74	2.35	ND	1.61	0.77	1.59	1.72	2.23
3-Methylhexane	ND	1.93	2.68	ND	1.79	0.80	1.76	1.92	2.56
Isooctane	ND	2.08	3.15	ND	1.96	0.79	1.92	2.11	3.05
Toluene	ND	3.90	6.37	ND	3.64	1.34	3.53	3.87	5.99
Total	0.00	98.34	98.41	0.00	98.33	98.47	98.49	98.32	98.39

ND = none detected.

	Analytical Report	Appendix B

Table III-Z5. Chamber Components Confirmation
Area Percent of Baseline Gasoline Vapor Condensate
Exposure 212

	Area %								
	Control 1	Spiked Control 1	TM Standard 1	Sample 1031	Sample 2031	Sample 3031	Sample 4031	Spiked Control 2	TM Standard 2
Compound	032_002	032_003	032_004	032_005	032_006	032_007	032_008	032_009	032_010
Isobutane	ND	2.30	2.12	ND	2.24	2.76	2.71	2.27	2.14
N-Butane	ND	11.67	11.16	ND	11.49	12.95	12.86	11.52	11.06
3-Methyl-1-butene	ND	0.44	0.43	ND	0.44	0.45	0.45	0.43	0.43
Isopentane	ND	35.92	35.64	ND	35.69	35.67	35.66	35.60	35.32
N-Pentane	ND	10.64	10.56	ND	10.68	10.71	10.72	10.51	10.59
Trans-2-pentene	ND	2.59	2.62	ND	2.60	2.58	2.61	2.58	2.54
2,3-Dimethylbutane	ND	2.24	2.22	ND	2.26	2.11	2.11	2.20	2.27
2-Methylpentane	ND	7.68	7.76	ND	7.72	7.45	7.48	7.67	7.81
3-Methylpentane	ND	4.50	4.57	ND	4.50	4.34	4.37	4.50	4.57
N-Hexane	ND	4.03	4.12	ND	4.05	3.88	3.88	4.07	4.15
Methylcyclopentane	ND	1.94	2.00	ND	1.97	1.87	1.89	1.96	2.02
2,4-Dimethylpentane	ND	1.16	1.20	ND	1.43	1.10	1.10	1.44	1.21
Benzene	ND	2.71	2.94	ND	2.71	2.57	2.61	2.72	2.97
2-Methylhexane	ND	1.59	1.63	ND	1.60	1.51	1.52	1.62	1.66
2,3-Dimethylpentane	ND	1.64	1.67	ND	1.65	1.55	1.56	1.68	1.69
3-Methylhexane	ND	1.82	1.87	ND	1.83	1.71	1.73	1.86	1.89
Isooctane	ND	1.95	1.97	ND	1.96	1.83	1.84	2.01	2.00
Toluene	ND	3.66	4.02	ND	3.68	3.43	3.44	3.80	4.12
Total	0.00	98.48	98.50	0.00	98.50	98.47	98.54	98.44	98.44

ND = none detected.

	Analytical Report	Appendix B

Table III-Z6. Chamber Components Confirmation
Area Percent of Baseline Gasoline Vapor Condensate
Exposure 219

	Area %								
	Control 1	Spiked Control 1	TM Standard 1	Sample 1032	Sample 2032	Sample 3032	Sample 4032	Spiked Control 2	TM Standard 2
Compound	033_002	033_003	033_004	033_005	033_006	033_007	033_008	033_009	033_010
Isobutane	ND	2.38	2.32	ND	2.70	2.77	2.50	2.14	2.15
N-Butane	ND	11.80	11.60	ND	12.75	13.01	12.30	11.06	11.07
3-Methyl-1-butene	ND	0.43	0.43	ND	0.44	0.45	0.44	0.42	0.42
Isopentane	ND	35.37	35.17	ND	35.62	35.86	35.62	35.04	35.02
N-Pentane	ND	10.76	10.55	ND	10.46	10.48	10.62	10.66	10.57
Trans-2-pentene	ND	2.61	2.69	ND	2.58	2.65	2.54	2.55	2.58
2,3-Dimethylbutane	ND	2.25	2.21	ND	2.19	2.07	2.14	2.27	2.29
2-Methylpentane	ND	7.61	7.62	ND	7.44	7.33	7.47	7.82	7.84
3-Methylpentane	ND	4.46	4.47	ND	4.35	4.29	4.41	4.60	4.62
N-Hexane	ND	4.04	4.03	ND	3.90	3.85	3.96	4.16	4.17
Methylcyclopentane	ND	1.94	1.95	ND	1.87	1.85	1.93	2.01	2.03
2,4-Dimethylpentane	ND	1.41	1.41	ND	1.35	1.33	1.39	1.47	1.47
Benzene	ND	2.69	2.88	ND	2.58	2.56	2.65	2.79	2.98
2-Methylhexane	ND	1.58	1.59	ND	1.50	1.48	1.55	1.66	1.65
2,3-Dimethylpentane	ND	1.62	1.63	ND	1.55	1.52	1.59	1.70	1.70
3-Methylhexane	ND	1.80	1.82	ND	1.72	1.68	1.77	1.90	1.83
Isooctane	ND	1.98	1.99	ND	1.90	1.83	1.94	2.10	2.02
Toluene	ND	3.73	4.02	ND	3.53	3.40	3.60	4.01	3.94
Total	0.00	98.46	98.38	0.00	98.43	98.41	98.42	98.36	98.35

ND = none detected.

	Analytical Report	Appendix B

Table III-Z7. Chamber Components Confirmation
Area Percent of Baseline Gasoline Vapor Condensate
Exposure 229
Area %

	Control 1	Spiked Control 1	TM Standard 1	Sample 1033D-1[a]	Sample 2033D-1[a]	Sample 3033D-1[a]	Sample 4033D-1[a]	Spiked Control 2	TM Standard 2
Compound	035_002	035_003	035_004	035_005	035_006	035_007	035_008	035_013	035_014
Isobutane	ND	2.18	2.21	ND	2.59	2.62	2.55	2.31	2.12
N-Butane	ND	10.96	11.09	ND	12.24	12.32	12.22	11.36	10.91
3-Methyl-1-butene	ND	0.42	0.42	ND	0.43	0.43	0.43	0.42	0.41
Isopentane	ND	35.05	35.14	ND	35.36	35.66	35.62	35.35	35.11
N-Pentane	ND	10.10	10.04	ND	10.15	10.07	10.17	10.24	10.23
Trans-2-pentene	ND	2.72	2.86	ND	2.84	2.82	2.84	2.79	2.84
2,3-Dimethylbutane	ND	2.20	2.15	ND	2.14	2.15	2.02	2.21	2.24
2-Methylpentane	ND	7.77	7.68	ND	7.51	7.42	7.45	7.64	7.71
3-Methylpentane	ND	4.57	4.51	ND	4.40	4.34	4.36	4.48	4.53
N-Hexane	ND	4.12	4.06	ND	3.95	3.87	3.89	4.01	4.07
Methylcyclopentane	ND	2.05	2.02	ND	1.95	1.93	1.93	2.00	2.03
2,4-Dimethylpentane	ND	1.50	1.47	ND	1.40	1.40	1.41	1.46	1.48
Benzene	<LOQ	2.91	3.02	<LOQ	2.73	2.72	2.72	2.82	3.03
2-Methylhexane	ND	1.76	1.71	ND	1.61	1.61	1.63	1.69	1.71
2,3-Dimethylpentane	ND	1.74	1.69	ND	1.59	1.59	1.61	1.68	1.70
3-Methylhexane	ND	1.94	1.89	ND	1.78	1.78	1.80	1.87	1.89
Isooctane	ND	2.23	2.15	ND	2.02	2.02	2.05	2.14	2.16
Toluene	ND	4.18	4.28	ND	3.77	3.75	3.78	3.98	4.28
Total	0.00	98.40	98.39	0.00	98.46	98.50	98.48	98.45	98.45

ND = none detected. <LOQ = Less than the limit of quantification = less than 25% of the area count of the component in the test material standard

[a] Samples from Exposure 226 were suspect. Therefore, Groups I-IV were re-sampled from exposure 229.

	Analytical Report	Appendix B

Table III-Z8. Chamber Components Confirmation
Area Percent of Baseline Gasoline Vapor Condensate
Exposure 233

	Area %								
	Control 1	Spiked Control 1	TM Standard 1	Sample 1034	Sample 2034	Sample 3034	Sample 4034	Spiked Control 2	TM Standard 2
Compound	035_002	035_003	035_004	035_009	035_010	035_011	035_012	035_013	035_014
Isobutane	ND	2.18	2.21	ND	2.47	2.13	2.58	2.31	2.12
N-Butane	ND	10.96	11.09	ND	11.90	11.15	12.24	11.36	10.91
3-Methyl-1-butene	ND	0.42	0.42	ND	0.43	0.42	0.43	0.42	0.41
Isopentane	ND	35.05	35.14	ND	35.36	35.41	35.32	35.35	35.11
N-Pentane	ND	10.10	10.04	ND	9.85	10.29	10.29	10.24	10.23
Trans-2-pentene	ND	2.72	2.86	ND	2.66	2.84	2.83	2.79	2.84
2,3-Dimethylbutane	ND	2.20	2.15	ND	2.16	2.20	2.18	2.21	2.24
2-Methylpentane	ND	7.77	7.68	ND	7.68	7.71	7.50	7.64	7.71
3-Methylpentane	ND	4.57	4.51	ND	4.50	4.52	4.39	4.48	4.53
N-Hexane	ND	4.12	4.06	ND	4.04	4.07	3.92	4.01	4.07
Methylcyclopentane	ND	2.05	2.02	ND	1.99	2.02	1.94	2.00	2.03
2,4-Dimethylpentane	ND	1.50	1.47	ND	1.44	1.47	1.39	1.46	1.48
Benzene	<LOQ	2.91	3.02	<LOQ	2.79	2.86	2.72	2.82	3.03
2-Methylhexane	ND	1.76	1.71	ND	1.67	1.70	1.61	1.69	1.71
2,3-Dimethylpentane	ND	1.74	1.69	ND	1.65	1.68	1.59	1.68	1.70
3-Methylhexane	ND	1.94	1.89	ND	1.84	1.88	1.78	1.87	1.89
Isooctane	ND	2.23	2.15	ND	2.10	2.15	2.03	2.14	2.16
Toluene	ND	4.18	4.28	ND	3.88	3.94	3.75	3.98	4.28
Total	0.00	98.40	98.39	0.00	98.41	98.44	98.49	98.45	98.45

ND = none detected. <LOQ = Less than the limit of quantification = less than 25% of the area count of the component in the test material standard

	Analytical Report	Appendix B

Table III-Z9. Chamber Components Confirmation
Area Percent of Baseline Gasoline Vapor Condensate
Exposure 240 and 242
Area %

	Control 1	Spiked Control 1	TM Standard 1	Sample 1035	Sample 2035	Sample 3035	Sample 4035D-1[a]	Spiked Control 2	TM Standard 2
Compound	036_002	036_003	036_004	036_005	036_006	036_007	037_009	036_009	036_010
Isobutane	ND	2.09	2.17	ND	2.57	2.63	2.67	2.21	2.15
N-Butane	ND	10.65	10.98	ND	12.23	12.40	12.45	11.08	10.88
3-Methyl-1-butene	ND	0.41	0.42	ND	0.43	0.43	0.43	0.42	0.41
Isopentane	ND	34.69	34.80	ND	35.53	35.82	35.32	35.04	34.86
N-Pentane	ND	10.22	10.25	ND	10.17	10.12	10.13	10.29	10.37
Trans-2-pentene	ND	3.01	2.93	ND	3.05	2.74	2.79	2.87	2.80
2,3-Dimethylbutane	ND	2.24	2.24	ND	2.20	2.18	2.18	2.22	2.24
2-Methylpentane	ND	7.88	7.74	ND	7.58	7.44	7.50	7.76	7.80
3-Methylpentane	ND	4.63	4.54	ND	4.44	4.35	4.39	4.52	4.57
N-Hexane	ND	4.19	4.08	ND	3.91	3.82	3.91	4.10	4.12
Methylcyclopentane	ND	2.08	2.03	ND	1.97	1.93	1.93	2.03	2.05
2,4-Dimethylpentane	ND	1.50	1.45	ND	1.35	1.35	1.33	1.46	1.46
Benzene	<LOQ	2.94	3.04	<LOQ	2.77	2.72	2.71	2.85	3.07
2-Methylhexane	ND	1.75	1.70	ND	1.52	1.59	1.61	1.71	1.65
2,3-Dimethylpentane	ND	1.73	1.68	ND	1.55	1.56	1.58	1.68	1.68
3-Methylhexane	ND	1.93	1.87	ND	1.68	1.72	1.77	1.88	1.87
Isooctane	ND	2.21	2.13	ND	1.86	1.97	2.02	2.16	2.08
Toluene	ND	4.17	4.30	ND	3.57	3.66	3.73	4.04	4.24
Total	0.00	98.32	98.35	0.00	98.38	98.43	98.45	98.32	98.30

ND = none detected. <LOQ = Less than the limit of quantification = less than 25% of the area count of the component in the test material standard.

[a] Sample 4035 D-1 was a resample from Exposure 242 , the original sample result from exposure 240 was questionable.

	Analytical Report	Appendix B

Table III-Z10. Chamber Components Confirmation
Area Percent of Baseline Gasoline Vapor Condensate
Exposure 247

	Area %								
	Control 1	Spiked Control 1	TM Standard 1	Sample 1036	Sample 2036	Sample 3036	Sample 4036	Spiked Control 2	TM Standard 2
Compound	037_002	037_003	037_004	037_005	037_006	037_007	037_008	037_010	037_011
Isobutane	ND	2.40	2.37	ND	2.19	2.62	2.59	2.31	2.36
N-Butane	ND	11.54	11.53	ND	11.02	12.26	12.24	11.29	11.48
3-Methyl-1-butene	ND	0.42	0.42	ND	0.42	0.43	0.43	0.41	0.41
Isopentane	ND	34.98	34.97	ND	34.89	35.30	35.43	34.95	34.87
N-Pentane	ND	10.38	10.10	ND	10.25	10.30	10.20	10.16	10.27
Trans-2-pentene	ND	2.59	2.59	ND	2.75	2.59	2.63	2.43	2.62
2,3-Dimethylbutane	ND	2.19	2.15	ND	2.26	2.11	2.20	2.17	2.24
2-Methylpentane	ND	7.70	7.54	ND	7.85	7.53	7.53	7.81	7.65
3-Methylpentane	ND	4.51	4.48	ND	4.61	4.40	4.41	4.58	4.49
N-Hexane	ND	4.07	4.06	ND	4.14	3.94	3.95	4.14	4.03
Methylcyclopentane	ND	2.01	2.02	ND	2.06	1.95	1.95	2.05	2.01
2,4-Dimethylpentane	ND	1.44	1.43	ND	1.47	1.38	1.33	1.47	1.43
Benzene	<LOQ	2.84	3.03	<LOQ	2.91	2.75	2.74	2.89	3.00
2-Methylhexane	ND	1.69	1.68	ND	1.72	1.62	1.62	1.72	1.68
2,3-Dimethylpentane	ND	1.66	1.66	ND	1.70	1.60	1.59	1.69	1.65
3-Methylhexane	ND	1.86	1.85	ND	1.89	1.78	1.78	1.90	1.85
Isooctane	ND	2.13	2.12	ND	2.16	2.04	2.04	2.18	2.11
Toluene	ND	3.94	4.27	ND	4.04	3.75	3.78	4.12	4.24
Total	0.00	98.35	98.27	0.00	98.33	98.35	98.44	98.27	98.39

ND = none detected. <LOQ = Less than the limit of quantification = less than 25% of the area count of the component in the test material standard

	Analytical Report	Appendix B

Table III-Z11. Chamber Components Confirmation
Area Percent of Baseline Gasoline Vapor Condensate
Exposure 254

	Area %								
	Control 1	Spiked Control 1	TM Standard 1	Sample 1037	Sample 2037	Sample 3037	Sample 4037	Spiked Control 2	TM Standard 2
Compound	038_002	038_003	038_004	038_005	038_006	038_007	038_008	038_009	038_010
Isobutane	ND	2.13	2.13	ND	2.58	2.53	2.64	2.10	2.12
N-Butane	ND	10.77	10.77	ND	12.18	12.03	12.31	10.55	10.62
3-Methyl-1-butene	ND	0.41	0.41	ND	0.43	0.42	0.42	0.40	0.40
Isopentane	ND	34.61	34.61	ND	35.20	35.18	35.16	34.67	34.51
N-Pentane	ND	10.07	10.20	ND	10.23	10.31	10.23	10.34	10.21
Trans-2-pentene	ND	3.01	2.84	ND	2.82	2.79	2.74	2.75	2.82
2,3-Dimethylbutane	ND	2.24	2.20	ND	2.18	2.21	2.18	2.32	2.21
2-Methylpentane	ND	7.88	7.82	ND	7.56	7.55	7.48	7.94	7.86
3-Methylpentane	ND	4.63	4.59	ND	4.42	4.41	4.37	4.65	4.61
N-Hexane	ND	4.18	4.15	ND	3.96	3.95	3.89	4.21	4.18
Methylcyclopentane	ND	2.07	2.06	ND	1.96	1.97	1.94	2.09	2.07
2,4-Dimethylpentane	ND	1.51	1.49	ND	1.40	1.40	1.40	1.51	1.49
Benzene	<LOQ	2.92	3.06	<LOQ	2.78	2.78	2.76	2.92	3.08
2-Methylhexane	ND	1.76	1.74	ND	1.56	1.62	1.62	1.77	1.76
2,3-Dimethylpentane	ND	1.74	1.72	ND	1.60	1.60	1.60	1.75	1.73
3-Methylhexane	ND	1.94	1.92	ND	1.77	1.79	1.79	1.95	1.94
Isooctane	ND	2.23	2.19	ND	1.98	2.03	2.03	2.24	2.22
Toluene	ND	4.19	4.41	ND	3.75	3.80	3.84	4.19	4.44
Total	0.00	98.29	98.31	0.00	98.36	98.37	98.40	98.35	98.27

ND = none detected. <LOQ = Less than the limit of quantification = less than 25% of the area count of the component in the test material standard

	Analytical Report	Appendix B

Figure I. Gas Chromatogram of Sample 1004 (Group I) Charcoal-Tube (Exposure 23)

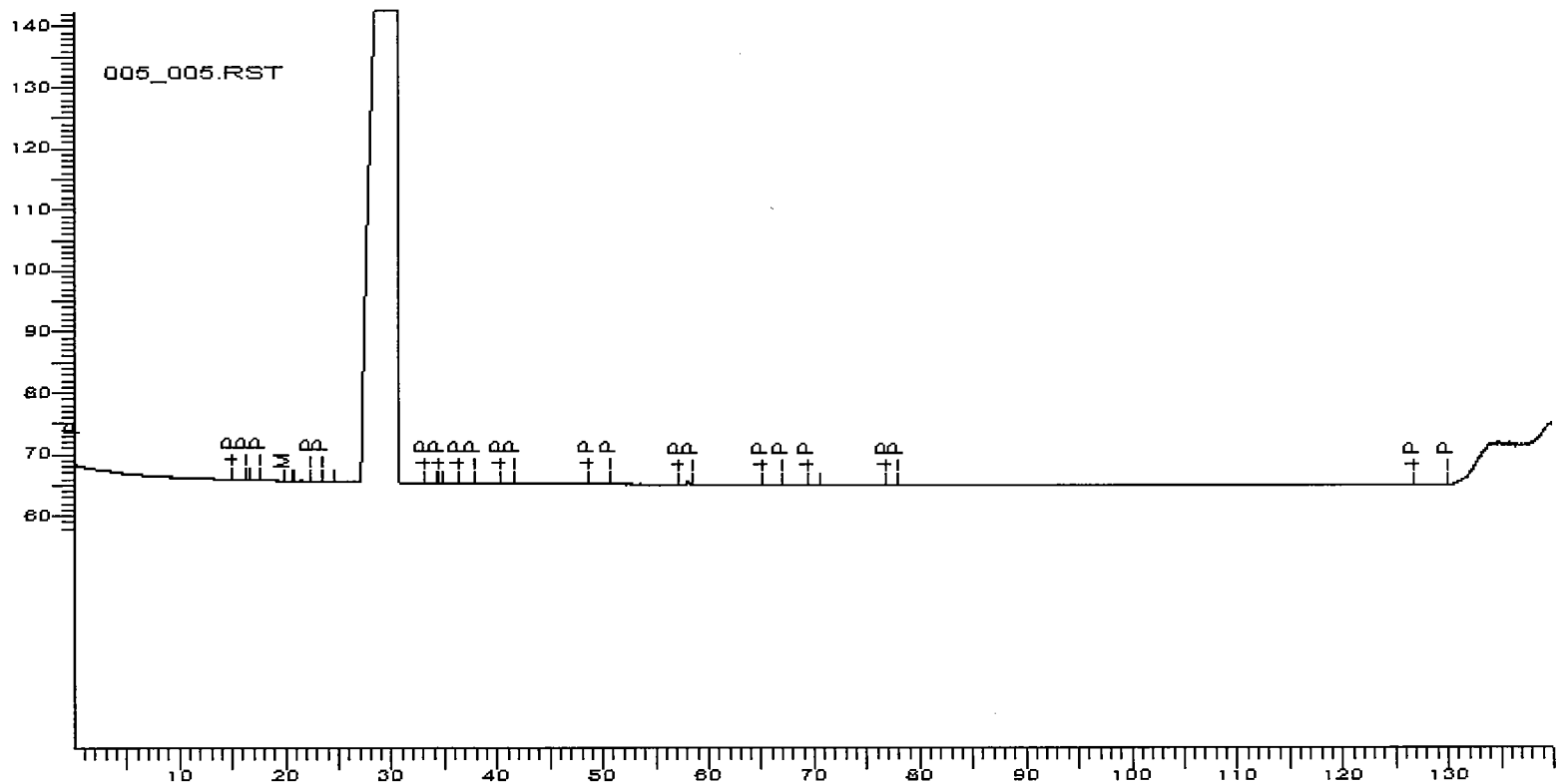

Response [mV] vs. Time (minutes)

	Analytical Report	Appendix B

Figure II. Gas Chromatogram of Sample 2004 (Group II) Charcoal-Tube (Exposure 23)

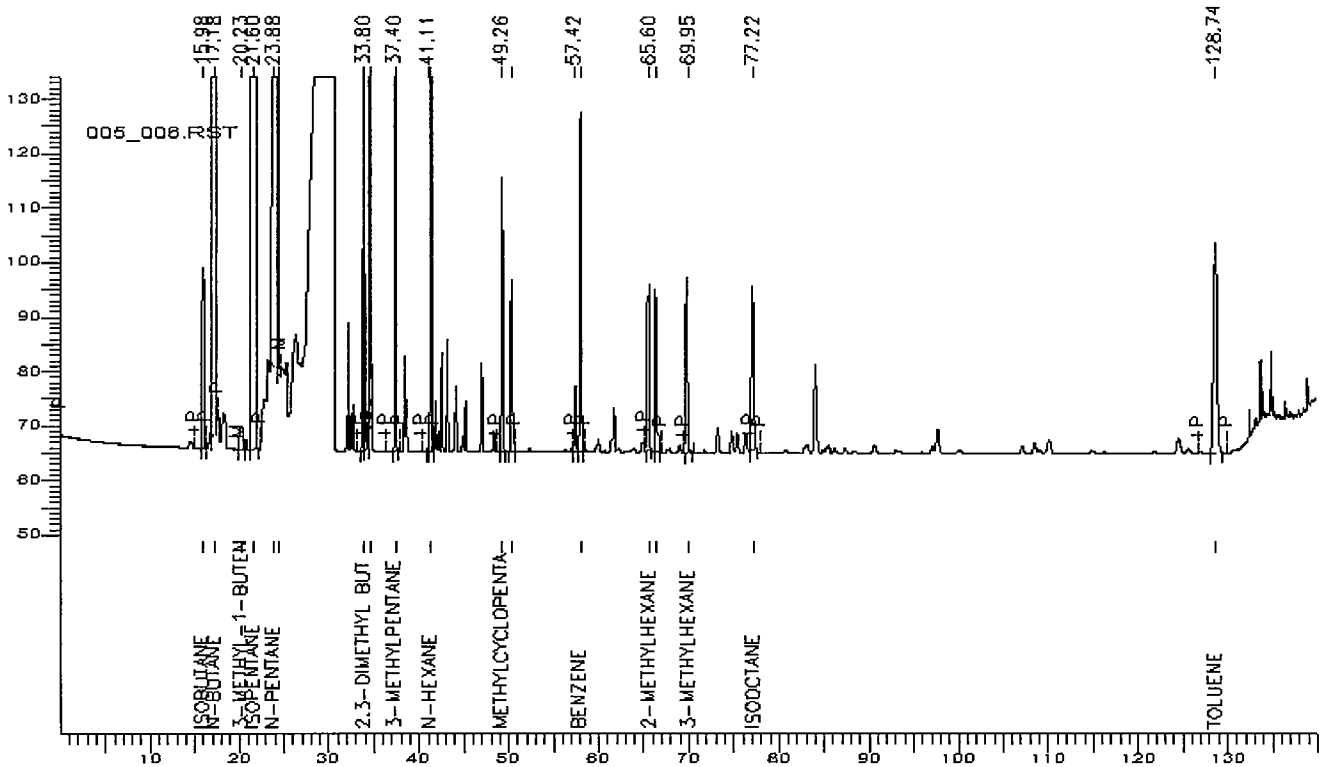

Response [mV] vs. Time (minutes)

	Analytical Report	Appendix B

Figure III. Gas Chromatogram of Sample 3004 (Group III) Charcoal-Tube (Exposure 23)

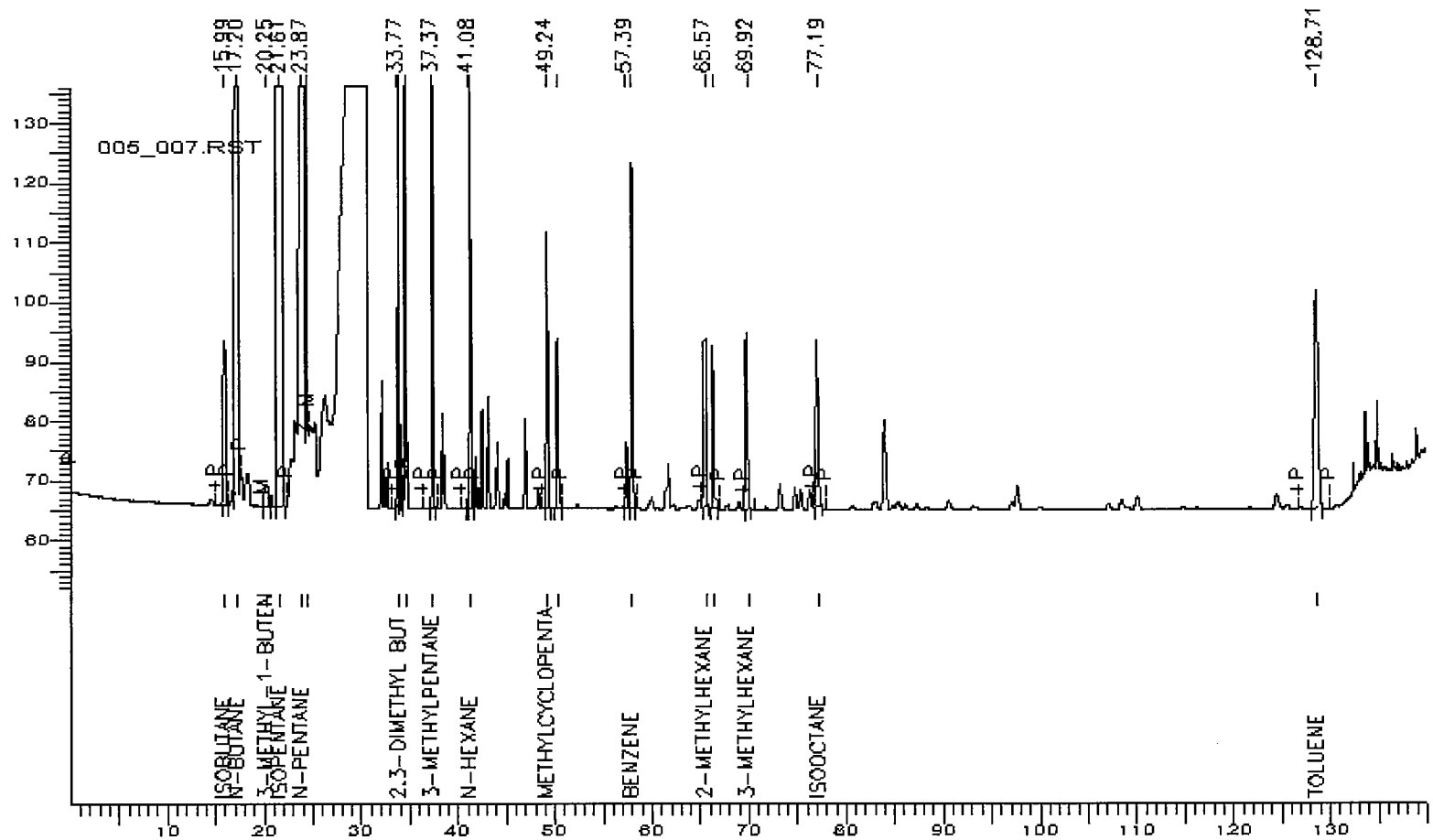

Response [mV] vs. Time (minutes)

	Analytical Report	Appendix B

Figure IV. Gas Chromatogram of Sample 4005 (Group IV) Charcoal-Tube (Exposure 30)

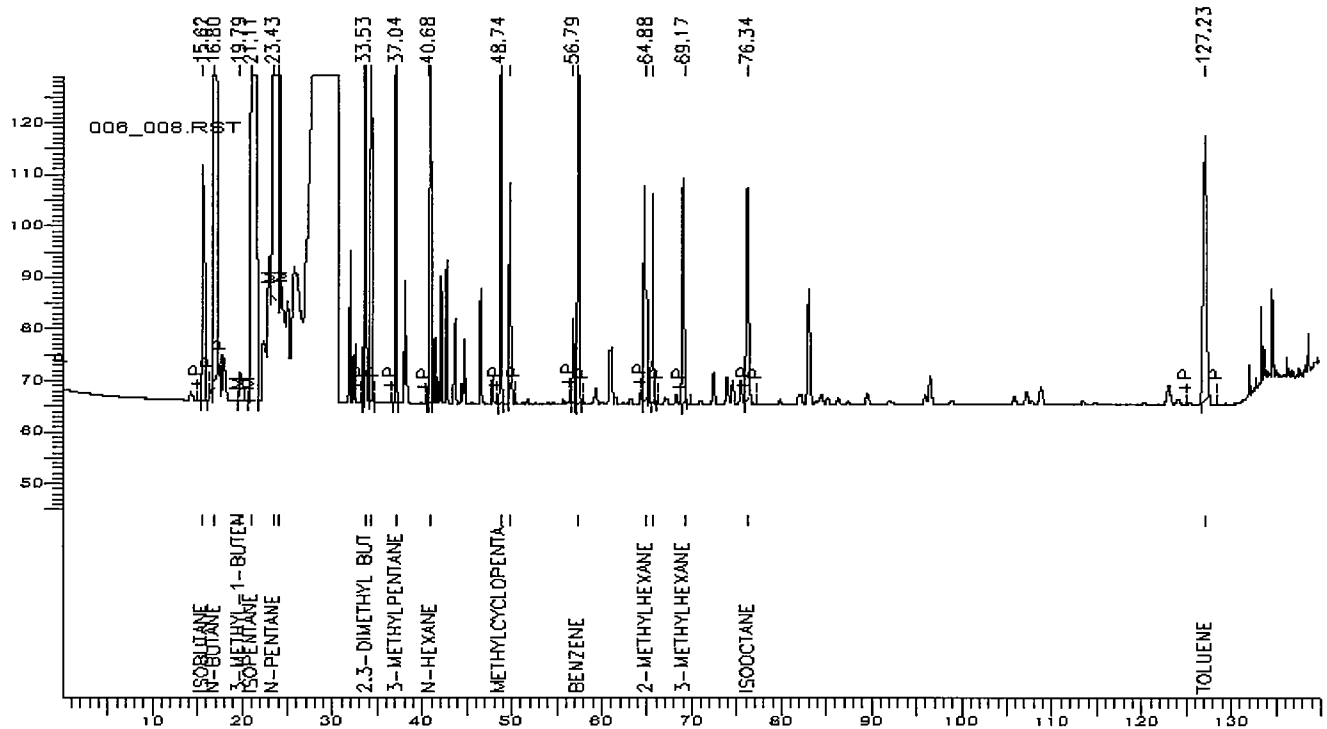

Response [mV] vs. Time (minutes)

Huntingdon Life Sciences 00-4207

APPENDIX C - P0 GENERATION

BASELINE GASOLINE VAPOR CONDENSATE:A TWO-GENERATION WHOLE-BODY
INHALATION REPRODUCTION TOXICITY STUDY IN RATS

INDIVIDUAL ANIMAL TERMINATION HISTORY

MALES GROUP I 0 MG/M3

ANIMAL#	TYPE OF DEATH	DATE OF DEATH	STUDY DAY
1001	TERMINAL SACRIFICE	21-AUG-01	113
1002	TERMINAL SACRIFICE	21-AUG-01	113
1003	TERMINAL SACRIFICE	21-AUG-01	113
1004	TERMINAL SACRIFICE	21-AUG-01	113
1005	TERMINAL SACRIFICE	21-AUG-01	113
1006	TERMINAL SACRIFICE	21-AUG-01	113
1007	TERMINAL SACRIFICE	21-AUG-01	113
1008	TERMINAL SACRIFICE	21-AUG-01	113
1009	TERMINAL SACRIFICE	21-AUG-01	113
1010	TERMINAL SACRIFICE	21-AUG-01	113
1011	TERMINAL SACRIFICE	21-AUG-01	113
1012	TERMINAL SACRIFICE	21-AUG-01	113
1013	TERMINAL SACRIFICE	21-AUG-01	113
1014	TERMINAL SACRIFICE	22-AUG-01	114
1015	TERMINAL SACRIFICE	22-AUG-01	114
1016	TERMINAL SACRIFICE	22-AUG-01	114
1017	TERMINAL SACRIFICE	22-AUG-01	114
1018	TERMINAL SACRIFICE	22-AUG-01	114
1019	TERMINAL SACRIFICE	22-AUG-01	114
1020	TERMINAL SACRIFICE	22-AUG-01	114
1021	TERMINAL SACRIFICE	22-AUG-01	114
1022	TERMINAL SACRIFICE	22-AUG-01	114
1023	TERMINAL SACRIFICE	22-AUG-01	114
1024	TERMINAL SACRIFICE	22-AUG-01	114
1025	TERMINAL SACRIFICE	22-AUG-01	114
1026	TERMINAL SACRIFICE	22-AUG-01	114

Huntingdon Life Sciences 00-4207

APPENDIX C - P0 GENERATION

BASELINE GASOLINE VAPOR CONDENSATE:A TWO-GENERATION WHOLE-BODY
INHALATION REPRODUCTION TOXICITY STUDY IN RATS

INDIVIDUAL ANIMAL TERMINATION HISTORY

MALES GROUP II 2,000 MG/M3

ANIMAL#	TYPE OF DEATH	DATE OF DEATH	STUDY DAY
2001	TERMINAL SACRIFICE	21-AUG-01	113
2002	TERMINAL SACRIFICE	21-AUG-01	113
2003	TERMINAL SACRIFICE	21-AUG-01	113
2004	TERMINAL SACRIFICE	21-AUG-01	113
2005	TERMINAL SACRIFICE	21-AUG-01	113
2006	TERMINAL SACRIFICE	21-AUG-01	113
2007	TERMINAL SACRIFICE	21-AUG-01	113
2008	TERMINAL SACRIFICE	21-AUG-01	113
2009	TERMINAL SACRIFICE	21-AUG-01	113
2010	TERMINAL SACRIFICE	21-AUG-01	113
2011	TERMINAL SACRIFICE	21-AUG-01	113
2012	TERMINAL SACRIFICE	21-AUG-01	113
2013	TERMINAL SACRIFICE	21-AUG-01	113
2014	TERMINAL SACRIFICE	22-AUG-01	114
2015	TERMINAL SACRIFICE	22-AUG-01	114
2016	TERMINAL SACRIFICE	22-AUG-01	114
2017	TERMINAL SACRIFICE	22-AUG-01	114
2018	TERMINAL SACRIFICE	22-AUG-01	114
2019	TERMINAL SACRIFICE	22-AUG-01	114
2020	TERMINAL SACRIFICE	22-AUG-01	114
2021	TERMINAL SACRIFICE	22-AUG-01	114
2022	TERMINAL SACRIFICE	22-AUG-01	114
2023	TERMINAL SACRIFICE	22-AUG-01	114
2024	TERMINAL SACRIFICE	22-AUG-01	114
2025	TERMINAL SACRIFICE	22-AUG-01	114
2026	TERMINAL SACRIFICE	22-AUG-01	114

Huntingdon Life Sciences 00-4207

APPENDIX C - P0 GENERATION

BASELINE GASOLINE VAPOR CONDENSATE:A TWO-GENERATION WHOLE-BODY
INHALATION REPRODUCTION TOXICITY STUDY IN RATS

INDIVIDUAL ANIMAL TERMINATION HISTORY

MALES GROUP III 10,000 MG/M3

ANIMAL#	TYPE OF DEATH	DATE OF DEATH	STUDY DAY
3001	TERMINAL SACRIFICE	21-AUG-01	113
3002	TERMINAL SACRIFICE	21-AUG-01	113
3003	TERMINAL SACRIFICE	21-AUG-01	113
3004	TERMINAL SACRIFICE	21-AUG-01	113
3005	TERMINAL SACRIFICE	21-AUG-01	113
3006	TERMINAL SACRIFICE	21-AUG-01	113
3007	TERMINAL SACRIFICE	21-AUG-01	113
3008	TERMINAL SACRIFICE	21-AUG-01	113
3009	TERMINAL SACRIFICE	21-AUG-01	113
3010	TERMINAL SACRIFICE	21-AUG-01	113
3011	TERMINAL SACRIFICE	21-AUG-01	113
3012	TERMINAL SACRIFICE	21-AUG-01	113
3013	TERMINAL SACRIFICE	21-AUG-01	113
3014	TERMINAL SACRIFICE	22-AUG-01	114
3015	TERMINAL SACRIFICE	22-AUG-01	114
3016	TERMINAL SACRIFICE	22-AUG-01	114
3017	TERMINAL SACRIFICE	22-AUG-01	114
3018	TERMINAL SACRIFICE	22-AUG-01	114
3019	TERMINAL SACRIFICE	22-AUG-01	114
3020	TERMINAL SACRIFICE	22-AUG-01	114
3021	TERMINAL SACRIFICE	22-AUG-01	114
3022	TERMINAL SACRIFICE	22-AUG-01	114
3023	TERMINAL SACRIFICE	22-AUG-01	114
3024	TERMINAL SACRIFICE	22-AUG-01	114
3025	TERMINAL SACRIFICE	22-AUG-01	114
3026	TERMINAL SACRIFICE	22-AUG-01	114

Huntingdon Life Sciences 00-4207

APPENDIX C - P0 GENERATION

BASELINE GASOLINE VAPOR CONDENSATE:A TWO-GENERATION WHOLE-BODY
INHALATION REPRODUCTION TOXICITY STUDY IN RATS

INDIVIDUAL ANIMAL TERMINATION HISTORY

MALES GROUP IV 20,000 MG/M3

ANIMAL#	TYPE OF DEATH	DATE OF DEATH	STUDY DAY
4001	TERMINAL SACRIFICE	21-AUG-01	113
4002	TERMINAL SACRIFICE	21-AUG-01	113
4003	TERMINAL SACRIFICE	21-AUG-01	113
4004	TERMINAL SACRIFICE	21-AUG-01	113
4005	TERMINAL SACRIFICE	21-AUG-01	113
4006	TERMINAL SACRIFICE	21-AUG-01	113
4007	TERMINAL SACRIFICE	21-AUG-01	113
4008	TERMINAL SACRIFICE	21-AUG-01	113
4009	TERMINAL SACRIFICE	21-AUG-01	113
4010	TERMINAL SACRIFICE	21-AUG-01	113
4011	TERMINAL SACRIFICE	21-AUG-01	113
4012	TERMINAL SACRIFICE	21-AUG-01	113
4013	TERMINAL SACRIFICE	21-AUG-01	113
4014	TERMINAL SACRIFICE	22-AUG-01	114
4015	TERMINAL SACRIFICE	22-AUG-01	114
4016	TERMINAL SACRIFICE	22-AUG-01	114
4017	TERMINAL SACRIFICE	22-AUG-01	114
4018	TERMINAL SACRIFICE	22-AUG-01	114
4019	TERMINAL SACRIFICE	22-AUG-01	114
4020	TERMINAL SACRIFICE	22-AUG-01	114
4021	TERMINAL SACRIFICE	22-AUG-01	114
4022	TERMINAL SACRIFICE	22-AUG-01	114
4023	TERMINAL SACRIFICE	22-AUG-01	114
4024	TERMINAL SACRIFICE	22-AUG-01	114
4025	TERMINAL SACRIFICE	22-AUG-01	114
4026	TERMINAL SACRIFICE	22-AUG-01	114

Huntingdon Life Sciences 00-4207

APPENDIX C - P0 GENERATION

BASELINE GASOLINE VAPOR CONDENSATE:A TWO-GENERATION WHOLE-BODY
INHALATION REPRODUCTION TOXICITY STUDY IN RATS

INDIVIDUAL ANIMAL TERMINATION HISTORY

FEMALES GROUP I 0 MG/M3

ANIMAL#		TYPE OF DEATH	DATE OF DEATH	STUDY DAY	PREGNANCY STATUS
1501		TERMINAL SACRIFICE	1-SEP-01	124	P
1502		TERMINAL SACRIFICE	30-AUG-01	122	P
1503	NNMD	TERMINAL SACRIFICE	17-AUG-01	109	NP
1504		TERMINAL SACRIFICE	3-SEP-01	126	P
1505		TERMINAL SACRIFICE	28-AUG-01	120	P
1506		TERMINAL SACRIFICE	30-AUG-01	122	P
1507		TERMINAL SACRIFICE	31-AUG-01	123	P
1508		TERMINAL SACRIFICE	29-AUG-01	121	P
1509		TERMINAL SACRIFICE	30-AUG-01	122	P
1510		TERMINAL SACRIFICE	1-SEP-01	124	P
1511		TERMINAL SACRIFICE	7-AUG-01	99	NP
1512		TERMINAL SACRIFICE	30-AUG-01	122	P
1513		TERMINAL SACRIFICE	1-SEP-01	124	P
1514		TERMINAL SACRIFICE	29-AUG-01	121	P
1515		TERMINAL SACRIFICE	28-AUG-01	120	P
1516		TERMINAL SACRIFICE	28-AUG-01	120	P
1517		TERMINAL SACRIFICE	27-AUG-01	119	P
1518		TERMINAL SACRIFICE	4-SEP-01	127	P
1519		TERMINAL SACRIFICE	31-AUG-01	123	P
1520		TERMINAL SACRIFICE	30-AUG-01	122	P
1521		TERMINAL SACRIFICE	30-AUG-01	122	P
1522		TERMINAL SACRIFICE	28-AUG-01	120	P
1523		TERMINAL SACRIFICE	29-AUG-01	121	P
1524		TERMINAL SACRIFICE	30-AUG-01	122	P
1525		TERMINAL SACRIFICE	29-AUG-01	121	P
1526		TERMINAL SACRIFICE	28-AUG-01	120	P

NP-NOT PREGNANT, P-PREGNANT

NNMD=NOT PREG., NO MATING DATE

Huntingdon Life Sciences 00-4207

APPENDIX C - P0 GENERATION

BASELINE GASOLINE VAPOR CONDENSATE:A TWO-GENERATION WHOLE-BODY
INHALATION REPRODUCTION TOXICITY STUDY IN RATS

INDIVIDUAL ANIMAL TERMINATION HISTORY

FEMALES GROUP II 2,000 MG/M3

ANIMAL#		TYPE OF DEATH	DATE OF DEATH	STUDY DAY	PREGNANCY STATUS
2501		TERMINAL SACRIFICE	29-AUG-01	121	P
2502		TERMINAL SACRIFICE	29-AUG-01	121	P
2503		TERMINAL SACRIFICE	7-AUG-01	99	NP
2504		TERMINAL SACRIFICE	31-AUG-01	123	P
2505		TERMINAL SACRIFICE	30-AUG-01	122	P
2506		TERMINAL SACRIFICE	28-AUG-01	120	P
2507		TERMINAL SACRIFICE	30-AUG-01	122	P
2508		TERMINAL SACRIFICE	29-AUG-01	121	P
2509		TERMINAL SACRIFICE	31-AUG-01	123	P
2510		TERMINAL SACRIFICE	1-SEP-01	124	P
2511		TERMINAL SACRIFICE	28-AUG-01	120	P
2512		TERMINAL SACRIFICE	30-AUG-01	122	P
2513		TERMINAL SACRIFICE	29-AUG-01	121	P
2514		TERMINAL SACRIFICE	30-AUG-01	122	P
2515		TERMINAL SACRIFICE	28-AUG-01	120	P
2516		TERMINAL SACRIFICE	31-AUG-01	123	P
2517		TERMINAL SACRIFICE	30-AUG-01	122	P
2518		TERMINAL SACRIFICE	31-AUG-01	123	P
2519		TERMINAL SACRIFICE	29-AUG-01	121	P
2520		TERMINAL SACRIFICE	31-AUG-01	123	P
2521		TERMINAL SACRIFICE	30-AUG-01	122	P
2522		TERMINAL SACRIFICE	4-SEP-01	127	P
2523		TERMINAL SACRIFICE	29-AUG-01	121	P
2524	PNMD	TERMINAL SACRIFICE	28-AUG-01	120	P
2525		TERMINAL SACRIFICE	28-AUG-01	120	P
2526		TERMINAL SACRIFICE	28-AUG-01	120	P

NP-NOT PREGNANT, P-PREGNANT

PNMD=PREGNANT, NO MATING DATE

Huntingdon Life Sciences 00-4207

APPENDIX C - P0 GENERATION

BASELINE GASOLINE VAPOR CONDENSATE:A TWO-GENERATION WHOLE-BODY
INHALATION REPRODUCTION TOXICITY STUDY IN RATS

INDIVIDUAL ANIMAL TERMINATION HISTORY

FEMALES GROUP III 10,000 MG/M3

ANIMAL#		TYPE OF DEATH	DATE OF DEATH	STUDY DAY	PREGNANCY STATUS
3501		TERMINAL SACRIFICE	28-AUG-01	120	P
3502		TERMINAL SACRIFICE	29-AUG-01	121	P
3503	PNMD	TERMINAL SACRIFICE	29-AUG-01	121	P
3504		TERMINAL SACRIFICE	29-AUG-01	121	P
3505		TERMINAL SACRIFICE	29-AUG-01	121	P
3506		TERMINAL SACRIFICE	29-AUG-01	121	P
3507		TERMINAL SACRIFICE	31-AUG-01	123	P
3508		TERMINAL SACRIFICE	28-AUG-01	120	P
3509		TERMINAL SACRIFICE	28-AUG-01	120	P
3510		TERMINAL SACRIFICE	5-AUG-01	97	NP
3511		TERMINAL SACRIFICE	28-AUG-01	120	P
3512		TERMINAL SACRIFICE	29-AUG-01	121	P
3513		TERMINAL SACRIFICE	29-AUG-01	121	P
3514		TERMINAL SACRIFICE	28-AUG-01	120	P
3515		TERMINAL SACRIFICE	28-AUG-01	120	P
3516		TERMINAL SACRIFICE	4-SEP-01	127	P
3517		TERMINAL SACRIFICE	31-AUG-01	123	P
3518		TERMINAL SACRIFICE	30-AUG-01	122	P
3519		TERMINAL SACRIFICE	31-AUG-01	123	P
3520		TERMINAL SACRIFICE	4-AUG-01	96	NP
3521	DIED	FOUND DEAD	7-AUG-01	99	P
3522		TERMINAL SACRIFICE	29-AUG-01	121	P
3523		TERMINAL SACRIFICE	30-AUG-01	122	P
3524	PNMD	TERMINAL SACRIFICE	28-AUG-01	120	P
3525		TERMINAL SACRIFICE	29-AUG-01	121	P
3526		TERMINAL SACRIFICE	29-AUG-01	121	P

NP-NOT PREGNANT, P-PREGNANT

DIED=FOUND DEAD PNMD=PREGNANT, NO MATING DATE

Huntingdon Life Sciences 00-4207

APPENDIX C - P0 GENERATION

BASELINE GASOLINE VAPOR CONDENSATE:A TWO-GENERATION WHOLE-BODY
INHALATION REPRODUCTION TOXICITY STUDY IN RATS

INDIVIDUAL ANIMAL TERMINATION HISTORY

FEMALES GROUP IV 20,000 MG/M3

ANIMAL#		TYPE OF DEATH	DATE OF DEATH	STUDY DAY	PREGNANCY STATUS
4501	TLL	TERMINAL SACRIFICE	27-AUG-01	119	P
4502		TERMINAL SACRIFICE	31-AUG-01	123	P
4503		TERMINAL SACRIFICE	30-AUG-01	122	P
4504		TERMINAL SACRIFICE	31-AUG-01	123	P
4505		TERMINAL SACRIFICE	29-AUG-01	121	P
4506		TERMINAL SACRIFICE	29-AUG-01	121	P
4507		TERMINAL SACRIFICE	28-AUG-01	120	P
4508		TERMINAL SACRIFICE	30-AUG-01	122	P
4509		TERMINAL SACRIFICE	29-AUG-01	121	P
4510		TERMINAL SACRIFICE	30-AUG-01	122	P
4511		TERMINAL SACRIFICE	31-AUG-01	123	P
4512		TERMINAL SACRIFICE	27-AUG-01	119	P
4513		TERMINAL SACRIFICE	29-AUG-01	121	P
4514		TERMINAL SACRIFICE	30-AUG-01	122	P
4515		TERMINAL SACRIFICE	30-AUG-01	122	P
4516		TERMINAL SACRIFICE	30-AUG-01	122	P
4517		TERMINAL SACRIFICE	30-AUG-01	122	P
4518		TERMINAL SACRIFICE	30-AUG-01	122	P
4519		TERMINAL SACRIFICE	30-AUG-01	122	P
4520		TERMINAL SACRIFICE	29-AUG-01	121	P
4521		TERMINAL SACRIFICE	30-AUG-01	122	P
4522		TERMINAL SACRIFICE	30-AUG-01	122	P
4523	NNMD	TERMINAL SACRIFICE	17-AUG-01	109	NP
4524		TERMINAL SACRIFICE	29-AUG-01	121	P
4525		TERMINAL SACRIFICE	28-AUG-01	120	P
4526		TERMINAL SACRIFICE	28-AUG-01	120	P

NP-NOT PREGNANT, P-PREGNANT

NNMD=NOT PREG., NO MATING DATE TLL=TOTAL LITTER LOSS

Huntingdon Life Sciences 00-4207B

APPENDIX C - F1 GENERATION

BASELINE GASOLINE VAPOR CONDENSATE: A TWO-GENERATION WHOLE-BODY
INHALATION REPRODUCTION TOXICITY STUDY IN RATS

INDIVIDUAL ANIMAL TERMINATION HISTORY

MALES GROUP I 0 MG/M3

ANIMAL#		TYPE OF DEATH	DATE OF DEATH	STUDY DAY
1027		TERMINAL SACRIFICE	2-JAN-02	151
1028		TERMINAL SACRIFICE	2-JAN-02	153
1029		TERMINAL SACRIFICE	2-JAN-02	149
1030		TERMINAL SACRIFICE	2-JAN-02	155
1031		TERMINAL SACRIFICE	2-JAN-02	153
1032		TERMINAL SACRIFICE	2-JAN-02	152
1033	HS	HUMANE SACRIFICE	17-OCT-01	77
1034		TERMINAL SACRIFICE	2-JAN-02	153
1035		TERMINAL SACRIFICE	2-JAN-02	151
1036		TERMINAL SACRIFICE	2-JAN-02	153
1037		TERMINAL SACRIFICE	2-JAN-02	151
1038		TERMINAL SACRIFICE	2-JAN-02	154
1039		TERMINAL SACRIFICE	2-JAN-02	154
1040		TERMINAL SACRIFICE	2-JAN-02	155
1041		TERMINAL SACRIFICE	3-JAN-02	156
1042		TERMINAL SACRIFICE	3-JAN-02	157
1043		TERMINAL SACRIFICE	3-JAN-02	149
1044		TERMINAL SACRIFICE	3-JAN-02	153
1045		TERMINAL SACRIFICE	3-JAN-02	153
1046		TERMINAL SACRIFICE	3-JAN-02	154
1047		TERMINAL SACRIFICE	3-JAN-02	154
1048		TERMINAL SACRIFICE	3-JAN-02	156
1049		TERMINAL SACRIFICE	3-JAN-02	155
1050		TERMINAL SACRIFICE	3-JAN-02	154
1051		TERMINAL SACRIFICE	3-JAN-02	155
1052		TERMINAL SACRIFICE	3-JAN-02	156

HS=HUMANE SACRIFICE

Huntingdon Life Sciences 00-4207B

APPENDIX C - F1 GENERATION

BASELINE GASOLINE VAPOR CONDENSATE: A TWO-GENERATION WHOLE-BODY
INHALATION REPRODUCTION TOXICITY STUDY IN RATS

INDIVIDUAL ANIMAL TERMINATION HISTORY

MALES GROUP II 2,000 MG/M3

ANIMAL#		TYPE OF DEATH	DATE OF DEATH	STUDY DAY
2027		TERMINAL SACRIFICE	2-JAN-02	154
2028		TERMINAL SACRIFICE	2-JAN-02	154
2029		TERMINAL SACRIFICE	2-JAN-02	152
2030		TERMINAL SACRIFICE	2-JAN-02	153
2031		TERMINAL SACRIFICE	2-JAN-02	155
2032	HS	HUMANE SACRIFICE	25-OCT-01	84
2033		TERMINAL SACRIFICE	2-JAN-02	154
2034		TERMINAL SACRIFICE	2-JAN-02	152
2035		TERMINAL SACRIFICE	2-JAN-02	151
2036		TERMINAL SACRIFICE	2-JAN-02	155
2037		TERMINAL SACRIFICE	2-JAN-02	155
2038		TERMINAL SACRIFICE	2-JAN-02	153
2039		TERMINAL SACRIFICE	2-JAN-02	154
2040		TERMINAL SACRIFICE	2-JAN-02	153
2041		TERMINAL SACRIFICE	3-JAN-02	156
2042		TERMINAL SACRIFICE	3-JAN-02	153
2043		TERMINAL SACRIFICE	3-JAN-02	154
2044		TERMINAL SACRIFICE	3-JAN-02	153
2045		TERMINAL SACRIFICE	3-JAN-02	155
2046	DIED	FOUND DEAD	30-SEP-01	58
2047		TERMINAL SACRIFICE	3-JAN-02	154
2048		TERMINAL SACRIFICE	3-JAN-02	149
2049		TERMINAL SACRIFICE	3-JAN-02	155
2050		TERMINAL SACRIFICE	3-JAN-02	156
2051		TERMINAL SACRIFICE	3-JAN-02	156
2052		TERMINAL SACRIFICE	3-JAN-02	156

DIED=FOUND DEAD HS=HUMANE SACRIFICE

Huntingdon Life Sciences 00-4207B

APPENDIX C - F1 GENERATION

BASELINE GASOLINE VAPOR CONDENSATE: A TWO-GENERATION WHOLE-BODY
INHALATION REPRODUCTION TOXICITY STUDY IN RATS

INDIVIDUAL ANIMAL TERMINATION HISTORY

MALES GROUP III 10000 MG/M3

ANIMAL#	TYPE OF DEATH	DATE OF DEATH	STUDY DAY
3027	TERMINAL SACRIFICE	2-JAN-02	155
3028	TERMINAL SACRIFICE	2-JAN-02	154
3029	TERMINAL SACRIFICE	2-JAN-02	154
3030	TERMINAL SACRIFICE	2-JAN-02	154
3031	TERMINAL SACRIFICE	2-JAN-02	154
3032	TERMINAL SACRIFICE	2-JAN-02	154
3033	TERMINAL SACRIFICE	2-JAN-02	152
3034	TERMINAL SACRIFICE	2-JAN-02	155
3035	TERMINAL SACRIFICE	2-JAN-02	155
3036	TERMINAL SACRIFICE	2-JAN-02	155
3037	TERMINAL SACRIFICE	2-JAN-02	154
3038	TERMINAL SACRIFICE	2-JAN-02	154
3039	TERMINAL SACRIFICE	2-JAN-02	155
3040	TERMINAL SACRIFICE	3-JAN-02	156
3041	TERMINAL SACRIFICE	3-JAN-02	156
3042	TERMINAL SACRIFICE	3-JAN-02	149
3043	TERMINAL SACRIFICE	3-JAN-02	149
3044	TERMINAL SACRIFICE	3-JAN-02	153
3045	TERMINAL SACRIFICE	3-JAN-02	153
3046	TERMINAL SACRIFICE	3-JAN-02	154
3047	TERMINAL SACRIFICE	3-JAN-02	153
3048	TERMINAL SACRIFICE	3-JAN-02	155
3049	TERMINAL SACRIFICE	3-JAN-02	154
3050	TERMINAL SACRIFICE	3-JAN-02	156
3051	TERMINAL SACRIFICE	3-JAN-02	155
3052	TERMINAL SACRIFICE	3-JAN-02	155

Huntingdon Life Sciences 00-4207B

APPENDIX C - F1 GENERATION

BASELINE GASOLINE VAPOR CONDENSATE: A TWO-GENERATION WHOLE-BODY
INHALATION REPRODUCTION TOXICITY STUDY IN RATS

INDIVIDUAL ANIMAL TERMINATION HISTORY

MALES GROUP IV 20000 MG/M3

ANIMAL#		TYPE OF DEATH	DATE OF DEATH	STUDY DAY
4027		TERMINAL SACRIFICE	2-JAN-02	152
4028		TERMINAL SACRIFICE	2-JAN-02	153
4029		TERMINAL SACRIFICE	2-JAN-02	152
4030		TERMINAL SACRIFICE	2-JAN-02	154
4031		TERMINAL SACRIFICE	2-JAN-02	154
4032		TERMINAL SACRIFICE	2-JAN-02	155
4033		TERMINAL SACRIFICE	2-JAN-02	153
4034		TERMINAL SACRIFICE	2-JAN-02	154
4035		TERMINAL SACRIFICE	2-JAN-02	153
4036		TERMINAL SACRIFICE	2-JAN-02	152
4037		TERMINAL SACRIFICE	2-JAN-02	156
4038		TERMINAL SACRIFICE	2-JAN-02	154
4039		TERMINAL SACRIFICE	2-JAN-02	153
4040		TERMINAL SACRIFICE	3-JAN-02	154
4041	HS	HUMANE SACRIFICE	4-OCT-01	63
4042		TERMINAL SACRIFICE	3-JAN-02	154
4043		TERMINAL SACRIFICE	3-JAN-02	154
4044		TERMINAL SACRIFICE	3-JAN-02	154
4045		TERMINAL SACRIFICE	3-JAN-02	154
4046		TERMINAL SACRIFICE	3-JAN-02	154
4047		TERMINAL SACRIFICE	3-JAN-02	155
4048		TERMINAL SACRIFICE	3-JAN-02	154
4049		TERMINAL SACRIFICE	3-JAN-02	154
4050		TERMINAL SACRIFICE	3-JAN-02	155
4051		TERMINAL SACRIFICE	3-JAN-02	156
4052		TERMINAL SACRIFICE	3-JAN-02	156

HS=HUMANE SACRIFICE

Huntingdon Life Sciences 00-4207B

APPENDIX C - F1 GENERATION

BASELINE GASOLINE VAPOR CONDENSATE: A TWO-GENERATION WHOLE-BODY
INHALATION REPRODUCTION TOXICITY STUDY IN RATS

INDIVIDUAL ANIMAL TERMINATION HISTORY

FEMALES GROUP I 0 MG/M3

ANIMAL#		TYPE OF DEATH	DATE OF DEATH	STUDY DAY	PREGNANCY STATUS
1527		TERMINAL SACRIFICE	11-JAN-02	160	P
1528		TERMINAL SACRIFICE	8-JAN-02	159	P
1529		TERMINAL SACRIFICE	10-JAN-02	157	P
1530		TERMINAL SACRIFICE	9-JAN-02	162	P
1531		TERMINAL SACRIFICE	8-JAN-02	159	P
1532		TERMINAL SACRIFICE	9-JAN-02	159	P
1533		TERMINAL SACRIFICE	8-JAN-02	160	P
1534		TERMINAL SACRIFICE	7-JAN-02	158	P
1535		TERMINAL SACRIFICE	11-JAN-02	160	P
1536		TERMINAL SACRIFICE	7-JAN-02	158	P
1537		TERMINAL SACRIFICE	12-JAN-02	161	P
1538		TERMINAL SACRIFICE	10-JAN-02	162	P
1539		TERMINAL SACRIFICE	8-JAN-02	161	P
1540	NNMD	TERMINAL SACRIFICE	28-DEC-01	150	NP
1541		TERMINAL SACRIFICE	9-JAN-02	163	P
1542		TERMINAL SACRIFICE	10-JAN-02	156	P
1543		TERMINAL SACRIFICE	7-JAN-02	157	P
1544		TERMINAL SACRIFICE	10-JAN-02	161	P
1545		TERMINAL SACRIFICE	8-JAN-02	159	P
1546		TERMINAL SACRIFICE	11-JAN-02	164	P
1547		TERMINAL SACRIFICE	10-JAN-02	163	P
1548		TERMINAL SACRIFICE	8-JAN-02	160	P
1549		TERMINAL SACRIFICE	8-JAN-02	159	P
1550		TERMINAL SACRIFICE	10-JAN-02	162	P
1551		TERMINAL SACRIFICE	8-JAN-02	160	P
1552		TERMINAL SACRIFICE	12-JAN-02	165	P

NP-NOT PREGNANT, P-PREGNANT

NNMD=NOT PREG., NO MATING DATE

Huntingdon Life Sciences 00-4207B

APPENDIX C - F1 GENERATION

BASELINE GASOLINE VAPOR CONDENSATE: A TWO-GENERATION WHOLE-BODY
INHALATION REPRODUCTION TOXICITY STUDY IN RATS

INDIVIDUAL ANIMAL TERMINATION HISTORY

FEMALES GROUP II 2,000 MG/M3

ANIMAL#		TYPE OF DEATH	DATE OF DEATH	STUDY DAY	PREGNANCY STATUS
2527		TERMINAL SACRIFICE	10-JAN-02	162	P
2528		TERMINAL SACRIFICE	9-JAN-02	161	P
2529	NPSM	HUMANE SACRIFICE	19-NOV-01	108	NP
2530		TERMINAL SACRIFICE	9-JAN-02	160	P
2531		TERMINAL SACRIFICE	16-JAN-02	169	P
2532	NNMD	TERMINAL SACRIFICE	28-DEC-01	148	NP
2533		TERMINAL SACRIFICE	8-JAN-02	160	P
2534	NNMD	TERMINAL SACRIFICE	28-DEC-01	147	NP
2535		TERMINAL SACRIFICE	8-JAN-02	157	P
2536		TERMINAL SACRIFICE	9-JAN-02	162	P
2537		TERMINAL SACRIFICE	11-JAN-02	162	P
2538		TERMINAL SACRIFICE	9-JAN-02	161	P
2539		TERMINAL SACRIFICE	10-JAN-02	161	P
2540		TERMINAL SACRIFICE	9-JAN-02	162	P
2541		TERMINAL SACRIFICE	8-JAN-02	158	P
2542		TERMINAL SACRIFICE	8-JAN-02	159	P
2543		TERMINAL SACRIFICE	11-JAN-02	161	P
2544		TERMINAL SACRIFICE	8-JAN-02	160	P
2545		TERMINAL SACRIFICE	10-JAN-02	160	P
2546		TERMINAL SACRIFICE	12-JAN-02	163	P
2547		TERMINAL SACRIFICE	8-JAN-02	154	P
2548		TERMINAL SACRIFICE	13-JAN-02	165	P
2549		TERMINAL SACRIFICE	11-JAN-02	164	P
2550		TERMINAL SACRIFICE	11-JAN-02	164	P
2551	NNMD	TERMINAL SACRIFICE	28-DEC-01	150	NP
2552		TERMINAL SACRIFICE	14-JAN-02	167	P

NP-NOT PREGNANT, P-PREGNANT

NPSM=NOT PREGNANT, SAC MORIBUND NNMD=NOT PREG., NO MATING DATE

Huntingdon Life Sciences 00-4207B

APPENDIX C - F1 GENERATION

BASELINE GASOLINE VAPOR CONDENSATE: A TWO-GENERATION WHOLE-BODY
INHALATION REPRODUCTION TOXICITY STUDY IN RATS

INDIVIDUAL ANIMAL TERMINATION HISTORY

FEMALES GROUP III 10000 MG/M3

ANIMAL#		TYPE OF DEATH	DATE OF DEATH	STUDY DAY	PREGNANCY STATUS
3527		TERMINAL SACRIFICE	18-DEC-01	140	NP
3528	NNMD	TERMINAL SACRIFICE	28-DEC-01	150	NP
3529		TERMINAL SACRIFICE	10-JAN-02	162	P
3530		TERMINAL SACRIFICE	11-JAN-02	163	P
3531		TERMINAL SACRIFICE	11-JAN-02	163	P
3532		TERMINAL SACRIFICE	10-JAN-02	162	P
3533		TERMINAL SACRIFICE	14-JAN-02	166	P
3534		TERMINAL SACRIFICE	9-JAN-02	159	P
3535		TERMINAL SACRIFICE	15-JAN-02	168	P
3536		TERMINAL SACRIFICE	8-JAN-02	161	P
3537		TERMINAL SACRIFICE	15-DEC-01	137	NP
3538		TERMINAL SACRIFICE	11-JAN-02	163	P
3539		TERMINAL SACRIFICE	11-JAN-02	163	P
3540		TERMINAL SACRIFICE	10-JAN-02	163	P
3541		TERMINAL SACRIFICE	10-JAN-02	163	P
3542	NNMD	TERMINAL SACRIFICE	28-DEC-01	143	NP
3543		TERMINAL SACRIFICE	8-JAN-02	158	P
3544		TERMINAL SACRIFICE	9-JAN-02	160	P
3545		TERMINAL SACRIFICE	11-JAN-02	161	P
3546		TERMINAL SACRIFICE	8-JAN-02	158	P
3547		TERMINAL SACRIFICE	8-JAN-02	160	P
3548		TERMINAL SACRIFICE	10-JAN-02	161	P
3549		TERMINAL SACRIFICE	9-JAN-02	162	P
3550		TERMINAL SACRIFICE	10-JAN-02	163	P
3551		TERMINAL SACRIFICE	11-JAN-02	163	P
3552		TERMINAL SACRIFICE	8-JAN-02	160	P

NP-NOT PREGNANT, P-PREGNANT

NNMD=NOT PREG., NO MATING DATE

Huntingdon Life Sciences 00-4207B

APPENDIX C - F1 GENERATION

BASELINE GASOLINE VAPOR CONDENSATE: A TWO-GENERATION WHOLE-BODY
INHALATION REPRODUCTION TOXICITY STUDY IN RATS

INDIVIDUAL ANIMAL TERMINATION HISTORY

FEMALES GROUP IV 20000 MG/M3

ANIMAL#		TYPE OF DEATH	DATE OF DEATH	STUDY DAY	PREGNANCY STATUS
4527		TERMINAL SACRIFICE	9-JAN-02	159	P
4528		TERMINAL SACRIFICE	9-JAN-02	160	P
4529		TERMINAL SACRIFICE	10-JAN-02	160	P
4530		TERMINAL SACRIFICE	10-JAN-02	162	P
4531		TERMINAL SACRIFICE	11-JAN-02	163	P
4532		TERMINAL SACRIFICE	8-JAN-02	160	P
4533		TERMINAL SACRIFICE	11-JAN-02	164	P
4534	PNMD	TERMINAL SACRIFICE	11-JAN-02	162	P
4535		TERMINAL SACRIFICE	9-JAN-02	161	P
4536		TERMINAL SACRIFICE	10-JAN-02	161	P
4537		TERMINAL SACRIFICE	10-JAN-02	160	P
4538	NNMD	TERMINAL SACRIFICE	28-DEC-01	151	NP
4539		TERMINAL SACRIFICE	9-JAN-02	161	P
4540		TERMINAL SACRIFICE	10-JAN-02	161	P
4541		TERMINAL SACRIFICE	7-JAN-02	158	P
4542		TERMINAL SACRIFICE	10-JAN-02	161	P
4543		TERMINAL SACRIFICE	8-JAN-02	159	P
4544		TERMINAL SACRIFICE	14-JAN-02	165	P
4545		TERMINAL SACRIFICE	11-JAN-02	162	P
4546		TERMINAL SACRIFICE	11-JAN-02	162	P
4547		TERMINAL SACRIFICE	8-JAN-02	160	P
4548		TERMINAL SACRIFICE	8-JAN-02	159	P
4549		TERMINAL SACRIFICE	8-JAN-02	159	P
4550		TERMINAL SACRIFICE	7-JAN-02	159	P
4551		TERMINAL SACRIFICE	9-JAN-02	162	P
4552		TERMINAL SACRIFICE	12-JAN-02	165	P

NP-NOT PREGNANT, P-PREGNANT

PNMD=PREGNANT, NO MATING DATE NNMD=NOT PREG., NO MATING DATE

Huntingdon Life Sciences 00-4207

APPENDIX D - P0 GENERATION

BASELINE GASOLINE VAPOR CONDENSATE:A TWO-GENERATION WHOLE-BODY
INHALATION REPRODUCTION TOXICITY STUDY IN RATS

INDIVIDUAL WEEKLY CLINICAL OBSERVATIONS

MALES GROUP I 0 MG/M3

ANIMAL#	OBSERVATIONS	WEEK OF STUDY	- 1	0	1	2	3	4	5	6	7	8	9	1 0	1 1	1 2	1 3	1 4	1 5	1 6
1001	WITHIN NORMAL LIMITS		P	P	P	P	P													
	TERMINAL SACRIFICE																			P
	ALOPECIA - EXTREMITIES/SNOUT							2	2	2	2	2	2	2	2	2	3	3	3	3
1002	WITHIN NORMAL LIMITS		P	P	P	P	P	P	P	P	P	P	P	P	P	P	P	P		P
	TERMINAL SACRIFICE																			P
	INCISORS BROKEN/MISSING																		P	
1003	WITHIN NORMAL LIMITS		P	P	P	P		P	P											
	TERMINAL SACRIFICE																			P
	ALOPECIA - EXTREMITIES/SNOUT						2			2	2	2	2	2	2					
	LACRIMATION - UNILATERAL																		2	
	CHROMODACRYORRHEA - UNILATERAL														P				P	
	INCISORS BROKEN/MISSING														P	P	P	P	P	P
	INCISORS MALOCCLUDED															P	P	P	P	P
1004	WITHIN NORMAL LIMITS		P	P	P															
	TERMINAL SACRIFICE																			P
	ALOPECIA - EXTREMITIES/SNOUT					2	2	2	2	2	2	3	3	3	3	3	3	3	3	3
1005	WITHIN NORMAL LIMITS		P	P	P	P	P													
	TERMINAL SACRIFICE																			P
	ALOPECIA - EXTREMITIES/SNOUT							2	2	2	2	2	2	2	2	2	2	2	3	3
1006	WITHIN NORMAL LIMITS		P	P	P	P	P	P	P	P	P	P	P	P	P	P	P	P	P	P
	TERMINAL SACRIFICE																			P
1007	WITHIN NORMAL LIMITS		P	P	P										P	P	P	P	P	P
	TERMINAL SACRIFICE																			P
	ALOPECIA - GENERAL													2						
	SCABS					P	P													
	CERVICAL AREA AND UPPER DORSAL																			
	SCABS							P	P	P	P	P	P							
	CERVICAL AREA																			

CODE: 1-SLIGHT 2-MODERATE 3-MARKED P-PRESENT

Huntingdon Life Sciences 00-4207

APPENDIX D - P0 GENERATION

BASELINE GASOLINE VAPOR CONDENSATE:A TWO-GENERATION WHOLE-BODY
INHALATION REPRODUCTION TOXICITY STUDY IN RATS

INDIVIDUAL WEEKLY CLINICAL OBSERVATIONS

MALES GROUP I 0 MG/M3

ANIMAL#	OBSERVATIONS	WEEK OF STUDY - 1	0	1	2	3	4	5	6	7	8	9	10	11	12	13	14	15	16
1008	WITHIN NORMAL LIMITS	P	P	P	P	P	P	P											
	TERMINAL SACRIFICE																		P
	ALOPECIA - EXTREMITIES/SNOUT								2	2	2	2	2	2	2	2	2	2	2
1009	WITHIN NORMAL LIMITS	P	P	P	P	P	P	P	P	P	P	P	P	P	P	P	P	P	P
	TERMINAL SACRIFICE																		P
1010	WITHIN NORMAL LIMITS	P	P	P	P	P	P	P	P	P	P	P	P	P	P				
	TERMINAL SACRIFICE																		P
	ALOPECIA - EXTREMITIES/SNOUT															2	2	3	3
1011	WITHIN NORMAL LIMITS	P	P	P	P	P	P	P	P	P	P	P	P	P	P	P	P	P	P
	TERMINAL SACRIFICE																		P
1012	WITHIN NORMAL LIMITS	P	P	P	P	P	P	P	P	P	P	P	P	P	P	P	P		P
	TERMINAL SACRIFICE																		P
	SCABS																	P	
	CERVICAL AREA																		
1013	WITHIN NORMAL LIMITS	P	P																
	TERMINAL SACRIFICE																		P
	ALOPECIA - EXTREMITIES/SNOUT			2	2	2	3	3	3	3	3	3	3	3	2	2	2	3	3
1014	WITHIN NORMAL LIMITS	P	P					P	P	P	P	P	P	P	P	P	P	P	P
	TERMINAL SACRIFICE																		P
	INCISORS BROKEN/MISSING			P	P	P													
	INCISORS MALOCCLUDED				P	P	P												
1015	WITHIN NORMAL LIMITS	P	P	P	P	P		P	P	P									
	TERMINAL SACRIFICE																		P
	ALOPECIA - GENERAL						2				2	2	2	2	2	3	3	3	3

CODE: 1-SLIGHT 2-MODERATE 3-MARKED P-PRESENT

Huntingdon Life Sciences 00-4207

APPENDIX D - P0 GENERATION

BASELINE GASOLINE VAPOR CONDENSATE:A TWO-GENERATION WHOLE-BODY
INHALATION REPRODUCTION TOXICITY STUDY IN RATS

INDIVIDUAL WEEKLY CLINICAL OBSERVATIONS

MALES GROUP I 0 MG/M3

ANIMAL#	OBSERVATIONS	WEEK OF STUDY	- 1	0	1	2	3	4	5	6	7	8	9	1 0	1 1	1 2	1 3	1 4	1 5	1 6
1016	WITHIN NORMAL LIMITS		P	P	P	P	P	P	P	P	P	P	P	P	P	P	P	P	P	P
	TERMINAL SACRIFICE																			P
1017	WITHIN NORMAL LIMITS		P	P	P	P	P	P	P	P	P	P	P	P	P	P	P	P	P	P
	TERMINAL SACRIFICE																			P
1018	WITHIN NORMAL LIMITS		P	P	P	P	P			P							P	P	P	P
	TERMINAL SACRIFICE																			P
	ALOPECIA - EXTREMITIES/SNOUT							2	2		2	2	2	2	2	2				
1019	WITHIN NORMAL LIMITS		P	P	P	P	P	P	P	P	P	P	P	P	P	P	P	P	P	P
	TERMINAL SACRIFICE																			P
1020	WITHIN NORMAL LIMITS		P	P	P	P	P	P	P	P	P	P	P	P	P	P	P			
	TERMINAL SACRIFICE																			P
	ALOPECIA - GENERAL																	2	2	2
1021	WITHIN NORMAL LIMITS		P	P	P	P	P	P	P	P	P	P	P	P	P	P	P	P	P	P
	TERMINAL SACRIFICE																			P
1022	WITHIN NORMAL LIMITS		P	P	P	P	P	P	P	P	P	P	P	P	P	P	P	P	P	P
	TERMINAL SACRIFICE																			P
1023	WITHIN NORMAL LIMITS		P	P	P	P	P	P	P	P	P	P	P	P	P	P	P	P	P	P
	TERMINAL SACRIFICE																			P
1024	WITHIN NORMAL LIMITS		P	P	P	P			P	P	P	P	P	P	P	P	P	P	P	P
	TERMINAL SACRIFICE																			P
	INCISORS BROKEN/MISSING						P	P												

CODE: 1-SLIGHT 2-MODERATE 3-MARKED P-PRESENT

Huntingdon Life Sciences 00-4207

APPENDIX D - P0 GENERATION

BASELINE GASOLINE VAPOR CONDENSATE:A TWO-GENERATION WHOLE-BODY
INHALATION REPRODUCTION TOXICITY STUDY IN RATS

INDIVIDUAL WEEKLY CLINICAL OBSERVATIONS

MALES GROUP I 0 MG/M3

ANIMAL#	OBSERVATIONS	WEEK OF STUDY	- 1	0	1	2	3	4	5	6	7	8	9	1 0	1 1	1 2	1 3	1 4	1 5	1 6
1025	WITHIN NORMAL LIMITS		P	P	P	P	P	P	P	P	P	P	P	P	P	P	P	P	P	P
	TERMINAL SACRIFICE																			P
1026	WITHIN NORMAL LIMITS		P	P	P	P	P	P	P	P	P	P	P	P	P	P	P	P		
	TERMINAL SACRIFICE																			P
	ALOPECIA - EXTREMITIES/SNOUT																		2	2

CODE: 1-SLIGHT 2-MODERATE 3-MARKED P-PRESENT

Huntingdon Life Sciences 00-4207

APPENDIX D - P0 GENERATION

BASELINE GASOLINE VAPOR CONDENSATE:A TWO-GENERATION WHOLE-BODY
INHALATION REPRODUCTION TOXICITY STUDY IN RATS

INDIVIDUAL WEEKLY CLINICAL OBSERVATIONS

MALES GROUP II 2,000 MG/M3

ANIMAL#	OBSERVATIONS	WEEK OF STUDY - 1	0	1	2	3	4	5	6	7	8	9	10	11	12	13	14	15	16
2001	WITHIN NORMAL LIMITS	P	P	P	P	P	P	P	P	P	P	P	P	P	P	P	P	P	P
	TERMINAL SACRIFICE																		P
2002	WITHIN NORMAL LIMITS	P	P	P	P				P	P	P	P	P	P	P			P	
	TERMINAL SACRIFICE																		P
	ALOPECIA - EXTREMITIES/SNOUT					2	2	2											
	INCISORS BROKEN/MISSING															P	P		P
2003	WITHIN NORMAL LIMITS	P	P	P	P	P	P	P	P	P	P	P	P	P	P	P	P	P	P
	TERMINAL SACRIFICE																		P
2004	WITHIN NORMAL LIMITS	P	P	P	P	P	P	P	P	P	P	P	P	P	P	P	P	P	P
	TERMINAL SACRIFICE																		P
2005	WITHIN NORMAL LIMITS	P	P	P	P	P	P	P	P										
	TERMINAL SACRIFICE																		P
	ALOPECIA - EXTREMITIES/SNOUT									2	2	2	2	2	2	2	2	3	3
2006	WITHIN NORMAL LIMITS	P	P		P	P	P	P	P	P	P	P	P	P	P	P	P	P	P
	TERMINAL SACRIFICE																		P
	EXCESSIVE SALIVATION			P															
2007	WITHIN NORMAL LIMITS	P	P	P	P	P	P	P	P	P	P	P	P	P	P	P	P	P	P
	TERMINAL SACRIFICE																		P
2008	WITHIN NORMAL LIMITS	P	P	P	P	P	P	P	P	P	P	P	P	P	P	P	P	P	P
	TERMINAL SACRIFICE																		P
2009	WITHIN NORMAL LIMITS	P	P	P	P	P	P	P	P	P	P	P	P	P	P	P	P	P	P
	TERMINAL SACRIFICE																		P

CODE: 1-SLIGHT 2-MODERATE 3-MARKED P-PRESENT

Huntingdon Life Sciences 00-4207

APPENDIX D - P0 GENERATION

BASELINE GASOLINE VAPOR CONDENSATE:A TWO-GENERATION WHOLE-BODY
INHALATION REPRODUCTION TOXICITY STUDY IN RATS

INDIVIDUAL WEEKLY CLINICAL OBSERVATIONS

MALES GROUP II 2,000 MG/M3

ANIMAL#	OBSERVATIONS	WEEK OF STUDY	- 1	0	1	2	3	4	5	6	7	8	9	1 0	1 1	1 2	1 3	1 4	1 5	1 6
2010	WITHIN NORMAL LIMITS		P	P	P	P	P	P	P	P	P	P	P	P	P	P	P	P	P	P
	TERMINAL SACRIFICE																			P
2011	WITHIN NORMAL LIMITS		P	P	P	P								P						
	TERMINAL SACRIFICE																			P
	ALOPECIA - EXTREMITIES/SNOUT							2	2	2	2	2	2		2	2	2	2	2	2
	CHROMODACRYORRHEA - UNILATERAL															P				
2012	WITHIN NORMAL LIMITS		P	P	P	P	P	P	P	P	P	P	P	P	P	P	P	P	P	P
	TERMINAL SACRIFICE																			P
2013	WITHIN NORMAL LIMITS		P	P	P	P	P	P	P	P	P	P	P	P	P	P	P	P	P	P
	TERMINAL SACRIFICE																			P
2014	WITHIN NORMAL LIMITS		P	P	P	P	P	P	P	P	P	P	P							
	TERMINAL SACRIFICE																			P
	ALOPECIA - EXTREMITIES/SNOUT														2	2	2	2	3	3
2015	WITHIN NORMAL LIMITS		P	P	P	P	P	P	P	P	P	P	P	P						
	TERMINAL SACRIFICE																			P
	LACRIMATION - UNILATERAL																			2
	CHROMODACRYORRHEA - UNILATERAL																P	P	P	P
	CHROMODACRYORRHEA - BILATERAL															P				
	INCISORS BROKEN/MISSING															P			P	
	INCISORS MALOCCLUDED																P	P	P	P
2016	WITHIN NORMAL LIMITS		P	P	P	P	P	P	P	P	P	P	P	P	P	P	P	P	P	P
	TERMINAL SACRIFICE																			P

CODE: 1-SLIGHT 2-MODERATE 3-MARKED P-PRESENT

Huntingdon Life Sciences 00-4207

APPENDIX D - P0 GENERATION

BASELINE GASOLINE VAPOR CONDENSATE:A TWO-GENERATION WHOLE-BODY
INHALATION REPRODUCTION TOXICITY STUDY IN RATS

INDIVIDUAL WEEKLY CLINICAL OBSERVATIONS

MALES GROUP II 2,000 MG/M3

ANIMAL#	OBSERVATIONS	WEEK OF STUDY - 1	0	1	2	3	4	5	6	7	8	9	10	11	12	13	14	15	16
2017	WITHIN NORMAL LIMITS	P	P	P	P	P	P												
	TERMINAL SACRIFICE																		P
	ALOPECIA - EXTREMITIES/SNOUT							2	3	3	3	3	3	3	2	2	2	3	3
2018	WITHIN NORMAL LIMITS	P	P	P	P	P	P	P	P	P	P	P	P	P	P	P	P	P	P
	TERMINAL SACRIFICE																		P
2019	WITHIN NORMAL LIMITS	P	P	P	P														
	TERMINAL SACRIFICE																		P
	SWOLLEN PAW(S)					P	P	P											
	LEFT AND RIGHT FRONT																		
	ALOPECIA - EXTREMITIES/SNOUT					2	2	2	2	3	3	3	3	3	3	3	3	3	3
2020	WITHIN NORMAL LIMITS	P	P	P	P	P	P	P	P	P	P	P	P	P	P		P	P	
	TERMINAL SACRIFICE																		P
	INCISORS BROKEN/MISSING															P			
	INCISORS MALOCCLUDED																		P
2021	WITHIN NORMAL LIMITS	P	P	P	P	P	P	P	P	P	P	P							
	TERMINAL SACRIFICE																		P
	CHROMODACRYORRHEA - UNILATERAL																P	P	P
	INCISORS BROKEN/MISSING												P						
	INCISORS MALOCCLUDED												P	P	P	P	P	P	P
2022	WITHIN NORMAL LIMITS	P	P	P	P	P	P	P	P								P	P	P
	TERMINAL SACRIFICE																		P
	ALOPECIA - EXTREMITIES/SNOUT									2	2	2	2	2	2	2			
2023	WITHIN NORMAL LIMITS	P	P	P	P	P	P	P	P	P	P	P	P	P	P	P	P	P	P
	TERMINAL SACRIFICE																		P

CODE: 1-SLIGHT 2-MODERATE 3-MARKED P-PRESENT

Huntingdon Life Sciences 00-4207

APPENDIX D - P0 GENERATION

BASELINE GASOLINE VAPOR CONDENSATE:A TWO-GENERATION WHOLE-BODY
INHALATION REPRODUCTION TOXICITY STUDY IN RATS

INDIVIDUAL WEEKLY CLINICAL OBSERVATIONS

MALES GROUP II 2,000 MG/M3

ANIMAL#	OBSERVATIONS	WEEK OF STUDY	- 1	0	1	2	3	4	5	6	7	8	9	1 0	1 1	1 2	1 3	1 4	1 5	1 6
2024	WITHIN NORMAL LIMITS		P	P	P	P		P	P	P	P	P	P	P	P	P	P	P	P	P
	TERMINAL SACRIFICE																			P
	SCABS						P													
	CERVICAL AREA																			
2025	WITHIN NORMAL LIMITS		P	P	P	P	P	P	P	P	P	P	P	P	P	P	P	P	P	P
	TERMINAL SACRIFICE																			P
2026	WITHIN NORMAL LIMITS		P	P	P	P	P		P	P	P	P	P	P	P	P	P	P	P	P
	TERMINAL SACRIFICE																			P
	SWOLLEN PAW(S)							P												
	RIGHT FRONT																			

CODE: 1-SLIGHT 2-MODERATE 3-MARKED P-PRESENT

Huntingdon Life Sciences 00-4207

APPENDIX D - P0 GENERATION

BASELINE GASOLINE VAPOR CONDENSATE:A TWO-GENERATION WHOLE-BODY
INHALATION REPRODUCTION TOXICITY STUDY IN RATS

INDIVIDUAL WEEKLY CLINICAL OBSERVATIONS

MALES GROUP III 10,000 MG/M3

ANIMAL#	OBSERVATIONS	WEEK OF STUDY	- 1	0	1	2	3	4	5	6	7	8	9	1 0	1 1	1 2	1 3	1 4	1 5	1 6
3001	WITHIN NORMAL LIMITS		P	P	P	P	P	P	P	P	P		P	P	P	P	P	P	P	P
	TERMINAL SACRIFICE																			P
	RED STAINS ORAL/BUCCAL AREA											1								
3002	WITHIN NORMAL LIMITS		P	P	P	P	P	P	P	P	P	P	P	P	P	P	P	P	P	
	TERMINAL SACRIFICE																			P
	ALOPECIA - GENERAL																			2
3003	WITHIN NORMAL LIMITS		P	P	P	P	P	P	P	P	P	P								
	TERMINAL SACRIFICE																			P
	CHROMODACRYORRHEA - UNILATERAL												P							
	INCISORS BROKEN/MISSING												P	P	P	P	P	P	P	P
	INCISORS MALOCCLUDED												P	P	P	P	P	P	P	P
3004	WITHIN NORMAL LIMITS		P	P	P	P	P	P	P	P	P	P	P	P	P	P	P	P	P	P
	TERMINAL SACRIFICE																			P
3005	WITHIN NORMAL LIMITS		P	P	P	P	P	P	P	P	P	P	P	P	P	P	P	P	P	P
	TERMINAL SACRIFICE																			P
3006	WITHIN NORMAL LIMITS		P	P	P	P	P	P	P	P	P	P	P	P	P	P	P	P	P	P
	TERMINAL SACRIFICE																			P
3007	WITHIN NORMAL LIMITS		P	P	P	P	P	P	P	P	P	P	P	P	P	P	P	P	P	P
	TERMINAL SACRIFICE																			P
3008	WITHIN NORMAL LIMITS		P	P	P	P	P	P	P	P	P	P	P	P	P	P	P	P	P	P
	TERMINAL SACRIFICE																			P

CODE: 1-SLIGHT 2-MODERATE 3-MARKED P-PRESENT

Huntingdon Life Sciences 00-4207

APPENDIX D - P0 GENERATION

BASELINE GASOLINE VAPOR CONDENSATE:A TWO-GENERATION WHOLE-BODY
INHALATION REPRODUCTION TOXICITY STUDY IN RATS

INDIVIDUAL WEEKLY CLINICAL OBSERVATIONS

MALES GROUP III 10,000 MG/M3

ANIMAL#	OBSERVATIONS	WEEK OF STUDY - 1	0	1	2	3	4	5	6	7	8	9	10	11	12	13	14	15	16
3009	WITHIN NORMAL LIMITS	P	P	P	P	P	P	P	P		P	P						P	P
	TERMINAL SACRIFICE																		P
	LACRIMATION - UNILATERAL												2	2					
	CHROMODACRYORRHEA - UNILATERAL													P					
	INCISORS BROKEN/MISSING									P									
	INCISORS MALOCCLUDED												P	P	P	P	P		
	ORAL SORE													P					
3010	WITHIN NORMAL LIMITS	P	P	P	P	P	P	P	P	P	P	P	P	P	P				
	TERMINAL SACRIFICE																		P
	ALOPECIA - EXTREMITIES/SNOUT															2	2	2	2
	INCISORS MALOCCLUDED																		P
3011	WITHIN NORMAL LIMITS	P	P	P	P	P	P	P	P	P	P	P	P	P	P	P	P	P	P
	TERMINAL SACRIFICE																		P
3012	WITHIN NORMAL LIMITS	P	P	P	P	P	P	P	P	P	P	P	P	P	P	P	P	P	P
	TERMINAL SACRIFICE																		P
3013	WITHIN NORMAL LIMITS	P	P	P	P	P	P	P	P		P	P	P				P	P	P
	TERMINAL SACRIFICE																		P
	SWOLLEN PAW(S)													P	P	P			
	RIGHT FORE																		
	ALOPECIA - EXTREMITIES/SNOUT									2				2	2	2			
3014	WITHIN NORMAL LIMITS	P	P	P	P	P	P	P	P	P	P	P	P	P	P	P	P	P	P
	TERMINAL SACRIFICE																		P
3015	WITHIN NORMAL LIMITS	P	P	P	P	P	P	P	P	P	P	P	P	P	P	P			
	TERMINAL SACRIFICE																		P
	ALOPECIA - EXTREMITIES/SNOUT															3	3	3	

CODE: 1-SLIGHT 2-MODERATE 3-MARKED P-PRESENT

Huntingdon Life Sciences 00-4207

APPENDIX D - P0 GENERATION

BASELINE GASOLINE VAPOR CONDENSATE:A TWO-GENERATION WHOLE-BODY
INHALATION REPRODUCTION TOXICITY STUDY IN RATS

INDIVIDUAL WEEKLY CLINICAL OBSERVATIONS

MALES GROUP III 10,000 MG/M3

ANIMAL#	OBSERVATIONS	WEEK OF STUDY - 1	0	1	2	3	4	5	6	7	8	9	10	11	12	13	14	15	16
3016	WITHIN NORMAL LIMITS	P	P	P				P	P	P	P	P	P	P	P	P			
	TERMINAL SACRIFICE																		P
	LACRIMATION - UNILATERAL				2														
	CHROMODACRYORRHEA - UNILATERAL				P														
	INCISORS BROKEN/MISSING																P	P	P
	INCISORS MALOCCLUDED				P	P	P											P	P
3017	WITHIN NORMAL LIMITS	P	P	P	P	P	P	P	P	P	P	P	P	P	P	P	P	P	P
	TERMINAL SACRIFICE																		P
3018	WITHIN NORMAL LIMITS	P	P																
	TERMINAL SACRIFICE																		P
	ALOPECIA - EXTREMITIES/SNOUT				2	3	3	3											
	CHROMODACRYORRHEA - UNILATERAL							P											
	INCISORS BROKEN/MISSING									P	P	P	P	P			P	P	P
	INCISORS MALOCCLUDED							P	P	P	P	P	P	P	P	P	P	P	P
3019	WITHIN NORMAL LIMITS	P	P	P	P	P	P	P	P	P	P	P							
	TERMINAL SACRIFICE																		P
	ALOPECIA - EXTREMITIES/SNOUT												2	2	2	2	2	2	2
3020	WITHIN NORMAL LIMITS	P	P	P	P	P	P	P	P	P	P	P	P	P	P	P	P	P	P
	TERMINAL SACRIFICE																		P
3021	WITHIN NORMAL LIMITS	P	P	P	P	P	P	P	P	P	P	P	P	P	P	P	P	P	P
	TERMINAL SACRIFICE																		P
3022	WITHIN NORMAL LIMITS	P	P	P	P	P	P	P	P	P		P	P		P	P	P	P	P
	TERMINAL SACRIFICE																		P
	INCISORS BROKEN/MISSING										P			P					

CODE: 1-SLIGHT 2-MODERATE 3-MARKED P-PRESENT

Huntingdon Life Sciences 00-4207

APPENDIX D - P0 GENERATION

BASELINE GASOLINE VAPOR CONDENSATE:A TWO-GENERATION WHOLE-BODY
INHALATION REPRODUCTION TOXICITY STUDY IN RATS

INDIVIDUAL WEEKLY CLINICAL OBSERVATIONS

MALES GROUP III 10,000 MG/M3

ANIMAL#	OBSERVATIONS	WEEK OF STUDY	- 1	0	1	2	3	4	5	6	7	8	9	1 0	1 1	1 2	1 3	1 4	1 5	1 6
3023	WITHIN NORMAL LIMITS		P	P			P	P	P	P										
	TERMINAL SACRIFICE																			P
	ALOPECIA - GENERAL												2	2	3	3	3	3	3	3
	ALOPECIA - EXTREMITIES/SNOUT										3	3	3	3	3	3	3	3	3	3
	IMPAIRED LIMB					P	P													
	LEFT FORE																			
3024	WITHIN NORMAL LIMITS		P	P	P	P	P	P	P	P	P	P	P	P	P					
	TERMINAL SACRIFICE																			P
	ALOPECIA - EXTREMITIES/SNOUT															2	2	2	2	2
3025	WITHIN NORMAL LIMITS		P	P	P	P	P	P	P	P	P	P	P	P	P	P	P	P	P	P
	TERMINAL SACRIFICE																			P
3026	WITHIN NORMAL LIMITS		P	P	P	P	P													
	TERMINAL SACRIFICE																			P
	ALOPECIA - GENERAL											3	2	3	3	3		2	2	2
	ALOPECIA - EXTREMITIES/SNOUT							2	2	3	3	3	2	3	2	2	2			

CODE: 1-SLIGHT 2-MODERATE 3-MARKED P-PRESENT

Huntingdon Life Sciences 00-4207

APPENDIX D - P0 GENERATION

BASELINE GASOLINE VAPOR CONDENSATE:A TWO-GENERATION WHOLE-BODY
INHALATION REPRODUCTION TOXICITY STUDY IN RATS

INDIVIDUAL WEEKLY CLINICAL OBSERVATIONS

MALES GROUP IV 20,000 MG/M3

ANIMAL#	OBSERVATIONS	WEEK OF STUDY - 1	0	1	2	3	4	5	6	7	8	9	10	11	12	13	14	15	16
4001	WITHIN NORMAL LIMITS	P	P	P	P	P	P		P	P	P	P	P	P	P	P	P	P	P
	TERMINAL SACRIFICE																		P
	LACERATION PAW(S)							P											
	RIGHT FORE AND HIND PAWS																		
4002	WITHIN NORMAL LIMITS	P	P	P	P	P	P	P											
	TERMINAL SACRIFICE																		P
	ALOPECIA - EXTREMITIES/SNOUT								2	3	3	3	3	3	3	3	3	3	3
4003	WITHIN NORMAL LIMITS	P	P	P	P	P	P	P	P	P	P	P	P	P	P	P	P	P	P
	TERMINAL SACRIFICE																		P
4004	WITHIN NORMAL LIMITS	P	P	P	P	P	P	P	P	P	P	P	P	P	P	P	P	P	P
	TERMINAL SACRIFICE																		P
4005	WITHIN NORMAL LIMITS	P	P	P	P	P	P		P	P	P	P	P	P	P	P	P	P	P
	TERMINAL SACRIFICE																		P
	LACERATION PAW(S)							P											
	RIGHT FORE AND HIND PAWS																		
4006	WITHIN NORMAL LIMITS	P	P	P	P	P	P	P	P	P	P	P					P	P	P
	TERMINAL SACRIFICE																		P
	ALOPECIA - EXTREMITIES/SNOUT												2	2	2	2			
4007	WITHIN NORMAL LIMITS	P	P	P	P	P	P	P	P	P	P	P	P	P	P	P	P	P	P
	TERMINAL SACRIFICE																		P
4008	WITHIN NORMAL LIMITS	P	P	P	P	P	P	P	P	P	P	P							
	TERMINAL SACRIFICE																		P
	INCISORS BROKEN/MISSING												P	P	P	P	P	P	P
	INCISORS MALOCCLUDED																	P	P

CODE: 1-SLIGHT 2-MODERATE 3-MARKED P-PRESENT

Huntingdon Life Sciences 00-4207

APPENDIX D - P0 GENERATION

BASELINE GASOLINE VAPOR CONDENSATE:A TWO-GENERATION WHOLE-BODY
INHALATION REPRODUCTION TOXICITY STUDY IN RATS

INDIVIDUAL WEEKLY CLINICAL OBSERVATIONS

MALES GROUP IV 20,000 MG/M3

ANIMAL#	OBSERVATIONS	WEEK OF STUDY	- 1	0	1	2	3	4	5	6	7	8	9	1 0	1 1	1 2	1 3	1 4	1 5	1 6
4009	WITHIN NORMAL LIMITS		P	P	P	P	P	P	P	P	P	P								
	TERMINAL SACRIFICE																			P
	ALOPECIA - GENERAL													2	2	2	2	2	2	2
	ALOPECIA - EXTREMITIES/SNOUT													2	2	2			2	2
4010	WITHIN NORMAL LIMITS		P											P				P	P	P
	TERMINAL SACRIFICE																			P
	ALOPECIA - GENERAL			2	2	2														
	ALOPECIA - EXTREMITIES/SNOUT						2	2	2	2	2	2	2		2	2	2			
	SCABS				P	P	P	P	P											
	TOP OF HEAD																			
4011	WITHIN NORMAL LIMITS		P	P	P	P	P	P	P	P	P	P	P	P	P	P	P	P	P	P
	TERMINAL SACRIFICE																			P
4012	WITHIN NORMAL LIMITS		P	P	P	P	P	P	P	P	P	P	P	P	P	P	P	P	P	P
	TERMINAL SACRIFICE																			P
4013	WITHIN NORMAL LIMITS		P	P	P	P	P	P	P	P	P	P	P	P	P	P	P	P	P	P
	TERMINAL SACRIFICE																			P
4014	WITHIN NORMAL LIMITS		P	P	P	P	P	P	P	P	P	P	P	P	P	P	P	P	P	P
	TERMINAL SACRIFICE																			P
4015	WITHIN NORMAL LIMITS		P	P																
	TERMINAL SACRIFICE																			P
	ALOPECIA - EXTREMITIES/SNOUT				3	3	3	2	2	2	2	2	2	3	3	3	3	3	3	3
4016	WITHIN NORMAL LIMITS		P	P	P	P	P	P												
	TERMINAL SACRIFICE																			P
	INCISORS MALOCCLUDED								P	P	P	P	P	P	P	P	P	P	P	P

CODE: 1-SLIGHT 2-MODERATE 3-MARKED P-PRESENT

Huntingdon Life Sciences 00-4207

APPENDIX D - P0 GENERATION

BASELINE GASOLINE VAPOR CONDENSATE:A TWO-GENERATION WHOLE-BODY
INHALATION REPRODUCTION TOXICITY STUDY IN RATS

INDIVIDUAL WEEKLY CLINICAL OBSERVATIONS

MALES GROUP IV 20,000 MG/M3

ANIMAL#	OBSERVATIONS	WEEK OF STUDY - 1	0	1	2	3	4	5	6	7	8	9	10	11	12	13	14	15	16
4017	WITHIN NORMAL LIMITS	P	P	P	P	P	P	P	P	P	P	P	P	P	P	P	P	P	P
	TERMINAL SACRIFICE																		P
4018	WITHIN NORMAL LIMITS	P	P																
	TERMINAL SACRIFICE																		P
	ALOPECIA - EXTREMITIES/SNOUT			2	2	2	2	2	3	3	3	3	2	2	2	2	2	2	2
	INCISORS MALOCCLUDED																	P	P
4019	WITHIN NORMAL LIMITS	P	P	P	P	P	P	P	P	P	P	P	P	P	P	P	P	P	P
	TERMINAL SACRIFICE																		P
4020	WITHIN NORMAL LIMITS	P	P	P				P	P	P	P	P	P	P	P	P	P	P	P
	TERMINAL SACRIFICE																		P
	SCABS						P												
	TIP OF TAIL																		
	TIP OF TAIL MISSING				P	P													
4021	WITHIN NORMAL LIMITS	P	P	P	P	P	P	P	P	P	P	P	P	P	P	P	P	P	P
	TERMINAL SACRIFICE																		P
4022	WITHIN NORMAL LIMITS	P	P	P	P	P	P	P	P	P	P	P	P	P	P	P	P	P	P
	TERMINAL SACRIFICE																		P
4023	WITHIN NORMAL LIMITS	P	P	P	P	P	P	P	P	P	P	P	P	P	P	P	P	P	P
	TERMINAL SACRIFICE																		P
4024	WITHIN NORMAL LIMITS	P	P	P	P	P	P	P	P	P	P	P	P	P	P	P	P	P	P
	TERMINAL SACRIFICE																		P

CODE: 1-SLIGHT 2-MODERATE 3-MARKED P-PRESENT

Huntingdon Life Sciences 00-4207

APPENDIX D - P0 GENERATION

BASELINE GASOLINE VAPOR CONDENSATE:A TWO-GENERATION WHOLE-BODY
INHALATION REPRODUCTION TOXICITY STUDY IN RATS

INDIVIDUAL WEEKLY CLINICAL OBSERVATIONS

MALES GROUP IV 20,000 MG/M3

ANIMAL#	OBSERVATIONS	WEEK OF STUDY	- 1	0	1	2	3	4	5	6	7	8	9	1 0	1 1	1 2	1 3	1 4	1 5	1 6
4025	WITHIN NORMAL LIMITS		P	P	P															
	TERMINAL SACRIFICE																			P
	ALOPECIA - EXTREMITIES/SNOUT					2	2	2	2	2	2	2	2	2	2	2	2	2	2	2
4026	WITHIN NORMAL LIMITS		P	P	P	P	P	P	P	P	P	P	P	P	P	P	P	P	P	P
	TERMINAL SACRIFICE																			P

CODE: 1-SLIGHT 2-MODERATE 3-MARKED P-PRESENT

Huntingdon Life Sciences 00-4207

APPENDIX D - P0 GENERATION

BASELINE GASOLINE VAPOR CONDENSATE:A TWO-GENERATION WHOLE-BODY
INHALATION REPRODUCTION TOXICITY STUDY IN RATS

INDIVIDUAL WEEKLY CLINICAL OBSERVATIONS

FEMALES GROUP I 0 MG/M3

ANIMAL#	OBSERVATIONS	WEEK OF STUDY	- 1	0	1	2	3	4	5	6	7	8	9	1 0	1 1	1 2	1 3	1 4	1 5	1 6
1501	WITHIN NORMAL LIMITS		P	P																
	ALOPECIA - EXTREMITIES/SNOUT				2	2	2	2	2	2	2	2	2	2						
	INCISORS BROKEN/MISSING												P	P						
1502	WITHIN NORMAL LIMITS		P	P	P	P	P	P	P	P	P	P	P	P						
1503	WITHIN NORMAL LIMITS		P	P	P	P	P			P	P	P	P	P	P	P	P	P	P	P
	TERMINAL SACRIFICE																			P
	SCABS								P											
	TIP OF TAIL																			
	LACERATION TIP OF TAIL							P												
1504	WITHIN NORMAL LIMITS		P	P	P	P		P	P	P	P	P	P							
	SWOLLEN PAW(S)						P													
	RIGHT FRONT																			
	INCISORS BROKEN/MISSING													P						
1505	WITHIN NORMAL LIMITS		P	P	P	P	P	P	P	P	P	P	P	P						
1506	WITHIN NORMAL LIMITS		P	P	P	P	P	P	P	P	P	P	P	P						
1507	WITHIN NORMAL LIMITS		P	P	P	P	P	P	P	P	P	P	P	P						
1508	WITHIN NORMAL LIMITS		P	P	P	P	P	P	P	P	P	P	P	P						
1509	WITHIN NORMAL LIMITS		P	P	P	P	P	P	P	P	P	P	P	P						
1510	WITHIN NORMAL LIMITS		P	P	P	P	P	P	P	P	P	P	P	P						

CODE: 1-SLIGHT 2-MODERATE 3-MARKED P-PRESENT

Huntingdon Life Sciences 00-4207

APPENDIX D - P0 GENERATION

BASELINE GASOLINE VAPOR CONDENSATE:A TWO-GENERATION WHOLE-BODY
INHALATION REPRODUCTION TOXICITY STUDY IN RATS

INDIVIDUAL WEEKLY CLINICAL OBSERVATIONS

FEMALES GROUP I 0 MG/M3

ANIMAL#	OBSERVATIONS	WEEK OF STUDY	- 1	0	1	2	3	4	5	6	7	8	9	1 0	1 1	1 2	1 3	1 4	1 5	1 6
1511	WITHIN NORMAL LIMITS		P	P	P	P			P	P										
	ALOPECIA - EXTREMITIES/SNOUT						2	2			2	2	2	2						
1512	WITHIN NORMAL LIMITS		P	P	P	P	P	P	P	P	P	P	P	P						
1513	WITHIN NORMAL LIMITS		P	P	P	P	P	P	P	P	P	P	P	P						
1514	WITHIN NORMAL LIMITS		P	P	P	P	P	P	P	P	P	P	P	P						
1515	WITHIN NORMAL LIMITS		P	P	P	P	P	P	P	P	P	P	P	P						
1516	WITHIN NORMAL LIMITS		P	P	P	P	P	P	P	P	P	P	P							
1517	WITHIN NORMAL LIMITS		P	P	P	P	P	P	P	P	P	P	P							
1518	WITHIN NORMAL LIMITS		P	P	P	P	P	P	P	P										
	ALOPECIA - GENERAL													2						
	ALOPECIA - EXTREMITIES/SNOUT										2	2	2	2						
1519	WITHIN NORMAL LIMITS		P	P	P	P	P	P	P	P	P	P	P	P						
1520	WITHIN NORMAL LIMITS		P	P	P	P	P	P	P	P	P	P	P	P						
1521	WITHIN NORMAL LIMITS		P	P	P	P	P	P	P	P	P	P	P	P						
1522	WITHIN NORMAL LIMITS		P	P	P															
	ALOPECIA - EXTREMITIES/SNOUT					2	2	3	3	3	3	3	3							
1523	WITHIN NORMAL LIMITS		P	P	P	P	P													
	ALOPECIA - EXTREMITIES/SNOUT							3	3	3	3	3	3							

CODE: 1-SLIGHT 2-MODERATE 3-MARKED P-PRESENT

Huntingdon Life Sciences 00-4207

APPENDIX D - P0 GENERATION

BASELINE GASOLINE VAPOR CONDENSATE:A TWO-GENERATION WHOLE-BODY
INHALATION REPRODUCTION TOXICITY STUDY IN RATS

INDIVIDUAL WEEKLY CLINICAL OBSERVATIONS

FEMALES GROUP I 0 MG/M3

ANIMAL#	OBSERVATIONS	WEEK OF STUDY	- 1	0	1	2	3	4	5	6	7	8	9	1 0	1 1	1 2	1 3	1 4	1 5	1 6
1524	WITHIN NORMAL LIMITS		P	P	P	P	P	P	P	P	P	P	P							
1525	WITHIN NORMAL LIMITS		P	P	P	P	P	P	P	P	P	P	P							
1526	WITHIN NORMAL LIMITS		P	P	P	P	P	P	P	P	P	P	P							

CODE: 1-SLIGHT 2-MODERATE 3-MARKED P-PRESENT

Huntingdon Life Sciences 00-4207

APPENDIX D - P0 GENERATION

BASELINE GASOLINE VAPOR CONDENSATE:A TWO-GENERATION WHOLE-BODY
INHALATION REPRODUCTION TOXICITY STUDY IN RATS

INDIVIDUAL WEEKLY CLINICAL OBSERVATIONS

FEMALES GROUP II 2,000 MG/M3

ANIMAL#	OBSERVATIONS	WEEK OF STUDY	- 1	0	1	2	3	4	5	6	7	8	9	1 0	1 1	1 2	1 3	1 4	1 5	1 6
2501	WITHIN NORMAL LIMITS		P	P	P	P	P	P	P	P	P	P	P	P						
2502	WITHIN NORMAL LIMITS		P	P	P	P	P	P	P	P	P	P	P	P						
2503	WITHIN NORMAL LIMITS		P	P	P	P	P	P	P	P	P	P	P	P						
2504	WITHIN NORMAL LIMITS		P	P	P	P	P	P	P	P	P	P	P	P						
2505	WITHIN NORMAL LIMITS		P	P	P	P	P	P	P	P	P	P	P	P						
2506	WITHIN NORMAL LIMITS		P	P	P	P	P		P	P	P	P	P							
	SWOLLEN PAW(S)							P												
	LEFT AND RIGHT FRONT																			
2507	WITHIN NORMAL LIMITS		P	P	P	P	P	P	P	P	P	P	P	P						
2508	WITHIN NORMAL LIMITS		P	P	P	P	P	P	P	P	P	P	P	P						
2509	WITHIN NORMAL LIMITS		P	P	P	P	P	P	P	P	P	P	P	P						
2510	WITHIN NORMAL LIMITS		P	P	P	P	P	P	P	P	P	P	P	P						
2511	WITHIN NORMAL LIMITS		P	P	P	P	P	P	P	P	P	P	P	P						
2512	WITHIN NORMAL LIMITS		P	P	P	P	P	P	P	P	P	P	P							
	INCISORS BROKEN/MISSING													P						
2513	WITHIN NORMAL LIMITS		P	P	P	P	P	P	P	P	P	P	P	P						

CODE: 1-SLIGHT 2-MODERATE 3-MARKED P-PRESENT

Huntingdon Life Sciences 00-4207

APPENDIX D - P0 GENERATION

BASELINE GASOLINE VAPOR CONDENSATE:A TWO-GENERATION WHOLE-BODY
INHALATION REPRODUCTION TOXICITY STUDY IN RATS

INDIVIDUAL WEEKLY CLINICAL OBSERVATIONS

FEMALES GROUP II 2,000 MG/M3

ANIMAL#	OBSERVATIONS	WEEK OF STUDY	- 1	0	1	2	3	4	5	6	7	8	9	1 0	1 1	1 2	1 3	1 4	1 5	1 6
2514	WITHIN NORMAL LIMITS		P	P	P	P	P	P	P	P	P	P	P	P						
2515	WITHIN NORMAL LIMITS		P	P	P	P	P	P	P	P	P	P	P							
2516	WITHIN NORMAL LIMITS		P	P	P	P	P	P	P	P	P	P	P	P						
2517	WITHIN NORMAL LIMITS		P	P	P			P	P	P										
	ALOPECIA - EXTREMITIES/SNOUT										2	2	2	2						
	LACERATION TIP OF TAIL					P	P													
2518	WITHIN NORMAL LIMITS		P	P																
	ALOPECIA - GENERAL				2	2	3	3	3	3	3	3	3	3						
	ALOPECIA - EXTREMITIES/SNOUT				3	3	3	3	3	3	3	3	3	3						
2519	WITHIN NORMAL LIMITS		P	P	P	P	P	P	P	P	P	P	P	P						
2520	WITHIN NORMAL LIMITS		P	P	P	P	P	P	P	P	P	P	P	P						
2521	WITHIN NORMAL LIMITS		P	P	P	P	P	P	P	P				P						
	LACRIMATION - UNILATERAL										2									
	CHROMODACRYORRHEA - UNILATERAL										P	P	P							
2522	WITHIN NORMAL LIMITS		P	P	P	P	P	P	P	P	P	P	P	P						
2523	WITHIN NORMAL LIMITS		P	P	P	P	P	P	P	P	P	P	P							
	ALOPECIA - EXTREMITIES/SNOUT													2						
2524	WITHIN NORMAL LIMITS		P	P	P	P	P	P	P	P	P	P	P	P	P	P	P			

CODE: 1-SLIGHT 2-MODERATE 3-MARKED P-PRESENT

Huntingdon Life Sciences 00-4207

APPENDIX D - P0 GENERATION

BASELINE GASOLINE VAPOR CONDENSATE:A TWO-GENERATION WHOLE-BODY
INHALATION REPRODUCTION TOXICITY STUDY IN RATS

INDIVIDUAL WEEKLY CLINICAL OBSERVATIONS

FEMALES GROUP II 2,000 MG/M3

ANIMAL#	OBSERVATIONS	WEEK OF STUDY	- 1	0	1	2	3	4	5	6	7	8	9	1 0	1 1	1 2	1 3	1 4	1 5	1 6
2525	WITHIN NORMAL LIMITS		P	P	P	P	P	P	P	P										
	ALOPECIA - EXTREMITIES/SNOUT										2	2	2							
2526	WITHIN NORMAL LIMITS		P	P	P	P	P	P	P	P	P	P	P							

CODE: 1-SLIGHT 2-MODERATE 3-MARKED P-PRESENT

Huntingdon Life Sciences 00-4207

APPENDIX D - P0 GENERATION

BASELINE GASOLINE VAPOR CONDENSATE:A TWO-GENERATION WHOLE-BODY
INHALATION REPRODUCTION TOXICITY STUDY IN RATS

INDIVIDUAL WEEKLY CLINICAL OBSERVATIONS

FEMALES GROUP III 10,000 MG/M3

ANIMAL#	OBSERVATIONS	WEEK OF STUDY	- 1	0	1	2	3	4	5	6	7	8	9	1 0	1 1	1 2	1 3	1 4	1 5	1 6
3501	WITHIN NORMAL LIMITS		P	P	P	P	P	P	P	P	P	P	P							
3502	WITHIN NORMAL LIMITS		P	P	P	P	P	P	P	P	P	P	P	P						
3503	WITHIN NORMAL LIMITS		P	P	P	P	P	P	P	P	P	P	P	P	P	P	P			
3504	WITHIN NORMAL LIMITS		P	P	P	P	P	P	P	P	P	P	P	P						
3505	WITHIN NORMAL LIMITS		P	P	P	P	P	P	P	P	P	P	P	P						
3506	WITHIN NORMAL LIMITS		P	P	P	P	P	P	P	P	P	P	P	P						
3507	WITHIN NORMAL LIMITS		P	P	P	P	P	P	P	P	P	P	P	P						
3508	WITHIN NORMAL LIMITS		P	P	P	P	P	P	P	P	P	P	P							
3509	WITHIN NORMAL LIMITS		P	P	P	P														
	ALOPECIA - EXTREMITIES/SNOUT						2	2	2	2	2	2	2							
3510	WITHIN NORMAL LIMITS		P	P	P	P	P	P	P	P	P	P	P	P						
3511	WITHIN NORMAL LIMITS		P	P	P	P	P	P	P	P	P	P	P							
3512	WITHIN NORMAL LIMITS		P	P	P	P	P	P	P	P	P	P	P	P						
3513	WITHIN NORMAL LIMITS		P	P	P	P	P	P	P	P	P	P	P	P						
3514	WITHIN NORMAL LIMITS		P	P	P	P	P	P	P	P	P	P	P	P						

CODE: 1-SLIGHT 2-MODERATE 3-MARKED P-PRESENT

Huntingdon Life Sciences 00-4207

APPENDIX D - P0 GENERATION

BASELINE GASOLINE VAPOR CONDENSATE:A TWO-GENERATION WHOLE-BODY
INHALATION REPRODUCTION TOXICITY STUDY IN RATS

INDIVIDUAL WEEKLY CLINICAL OBSERVATIONS

FEMALES GROUP III 10,000 MG/M3

ANIMAL#	OBSERVATIONS	WEEK OF STUDY	- 1	0	1	2	3	4	5	6	7	8	9	1 0	1 1	1 2	1 3	1 4	1 5	1 6
3515	WITHIN NORMAL LIMITS		P	P	P	P	P	P	P	P	P	P	P	P						
3516	WITHIN NORMAL LIMITS		P	P	P	P	P	P	P	P	P	P	P	P						
3517	WITHIN NORMAL LIMITS		P	P	P	P	P	P	P	P	P	P	P	P						
3518	WITHIN NORMAL LIMITS		P	P	P	P	P	P	P	P	P	P	P	P						
3519	WITHIN NORMAL LIMITS		P	P	P	P	P	P	P	P	P	P	P	P						
3520	WITHIN NORMAL LIMITS		P	P	P	P	P	P	P	P	P	P	P	P						
3521	WITHIN NORMAL LIMITS		P	P	P	P	P	P	P	P	P	P	P	P						
3522	WITHIN NORMAL LIMITS		P	P	P	P	P	P	P	P	P	P	P	P						
3523	WITHIN NORMAL LIMITS		P	P	P	P	P	P	P	P	P	P	P	P						
3524	WITHIN NORMAL LIMITS		P	P	P		P		P	P										
	LACRIMATION - UNILATERAL										2	2	2	2	2	2	2			
	CHROMODACRYORRHEA - UNILATERAL										P	P	P	P	P	P	P			
	INCISORS BROKEN/MISSING					P		P												
3525	WITHIN NORMAL LIMITS		P	P	P	P	P	P	P	P	P	P	P	P						
3526	WITHIN NORMAL LIMITS		P	P	P	P	P	P	P	P	P	P	P							

CODE: 1-SLIGHT 2-MODERATE 3-MARKED P-PRESENT

Huntingdon Life Sciences 00-4207

APPENDIX D - P0 GENERATION

BASELINE GASOLINE VAPOR CONDENSATE:A TWO-GENERATION WHOLE-BODY
INHALATION REPRODUCTION TOXICITY STUDY IN RATS

INDIVIDUAL WEEKLY CLINICAL OBSERVATIONS

FEMALES GROUP IV 20,000 MG/M3

ANIMAL#	OBSERVATIONS	WEEK OF STUDY	- 1	0	1	2	3	4	5	6	7	8	9	1 0	1 1	1 2	1 3	1 4	1 5	1 6
4501	WITHIN NORMAL LIMITS		P	P	P	P	P	P	P	P	P	P	P	P						
4502	WITHIN NORMAL LIMITS		P	P	P	P	P	P	P	P	P	P	P	P						
4503	WITHIN NORMAL LIMITS		P	P	P	P	P	P	P	P	P	P	P	P						
4504	WITHIN NORMAL LIMITS		P	P	P	P	P	P	P	P	P	P	P	P						
4505	WITHIN NORMAL LIMITS		P	P	P	P	P	P	P	P	P	P	P	P						
4506	WITHIN NORMAL LIMITS		P	P	P	P	P	P	P	P	P	P	P	P						
4507	WITHIN NORMAL LIMITS		P	P	P	P	P													
	ALOPECIA - EXTREMITIES/SNOUT							2	2	2	2	2	2							
4508	WITHIN NORMAL LIMITS		P	P	P	P	P	P	P	P	P	P	P	P						
4509	WITHIN NORMAL LIMITS		P	P	P	P	P	P	P	P	P	P	P	P						
4510	WITHIN NORMAL LIMITS		P	P	P	P	P	P	P	P	P	P	P	P						
4511	WITHIN NORMAL LIMITS		P	P	P	P	P	P	P	P	P	P	P	P						
4512	WITHIN NORMAL LIMITS		P	P	P	P	P	P	P	P	P	P	P							
4513	WITHIN NORMAL LIMITS		P	P	P	P	P	P	P	P	P									
	INCISORS BROKEN/MISSING											P	P	P						
4514	WITHIN NORMAL LIMITS		P	P	P	P	P	P	P	P	P	P	P	P						

CODE: 1-SLIGHT 2-MODERATE 3-MARKED P-PRESENT

Huntingdon Life Sciences 00-4207

APPENDIX D - P0 GENERATION

BASELINE GASOLINE VAPOR CONDENSATE:A TWO-GENERATION WHOLE-BODY
INHALATION REPRODUCTION TOXICITY STUDY IN RATS

INDIVIDUAL WEEKLY CLINICAL OBSERVATIONS

FEMALES GROUP IV 20,000 MG/M3

ANIMAL#	OBSERVATIONS	WEEK OF STUDY	- 1	0	1	2	3	4	5	6	7	8	9	1 0	1 1	1 2	1 3	1 4	1 5	1 6
4515	WITHIN NORMAL LIMITS		P	P	P	P	P	P	P	P	P	P	P	P						
4516	WITHIN NORMAL LIMITS		P	P	P	P	P	P	P	P	P	P	P	P						
4517	WITHIN NORMAL LIMITS		P	P	P	P	P	P	P	P	P	P	P	P						
4518	WITHIN NORMAL LIMITS		P	P	P	P	P	P	P	P	P		P	P						
	ALOPECIA - EXTREMITIES/SNOUT											2								
4519	WITHIN NORMAL LIMITS		P	P	P	P	P	P	P	P	P	P	P							
	INCISORS BROKEN/MISSING													P						
4520	WITHIN NORMAL LIMITS		P	P	P	P	P	P	P	P	P	P	P	P						
4521	WITHIN NORMAL LIMITS		P	P	P	P	P	P	P	P	P	P	P	P						
4522	WITHIN NORMAL LIMITS		P	P	P	P	P	P	P	P	P	P	P	P						
4523	WITHIN NORMAL LIMITS		P	P	P	P	P	P	P	P	P	P	P	P	P	P	P	P	P	P
	TERMINAL SACRIFICE																			P
4524	WITHIN NORMAL LIMITS		P	P	P	P	P	P	P	P	P	P	P	P						
4525	WITHIN NORMAL LIMITS		P																	
	SWOLLEN PAW(S)											P								
	LEFT FORE																			
	ALOPECIA - EXTREMITIES/SNOUT			2	2	2	2	2	2	2	2	2	2							
4526	WITHIN NORMAL LIMITS		P	P	P	P	P	P	P	P		P	P							
	ALOPECIA - GENERAL										2									

CODE: 1-SLIGHT 2-MODERATE 3-MARKED P-PRESENT

Huntingdon Life Sciences 00-4207B

APPENDIX D - F1 GENERATION

BASELINE GASOLINE VAPOR CONDENSATE: A TWO-GENERATION WHOLE-BODY
INHALATION REPRODUCTION TOXICITY STUDY IN RATS

INDIVIDUAL WEEKLY CLINICAL OBSERVATIONS

MALES GROUP I 0 MG/M3

ANIMAL#	OBSERVATIONS	DAY OF STUDY 35	42	49	56	63	70	77	84	91	98	105	112	119	126	133	140	147	154
1027	WITHIN NORMAL LIMITS	P	P	P	P	P	P	P	P	P	P	P	P	P	P	P	P	P	
	TERMINAL SACRIFICE																P		
1028	WITHIN NORMAL LIMITS	P	P	P	P	P	P	P	P	P	P	P	P	P	P	P	P	P	
	TERMINAL SACRIFICE																P		
1029	WITHIN NORMAL LIMITS	P	P	P	P	P	P	P	P	P	P	P	P	P	P	P	P	P	
	TERMINAL SACRIFICE																P		
1030	WITHIN NORMAL LIMITS	P	P	P	P	P	P	P	P	P	P	P	P	P	P	P	P	P	P
	TERMINAL SACRIFICE																		P
1031	WITHIN NORMAL LIMITS	P	P	P	P	P	P	P	P	P	P	P	P	P	P	P	P	P	
	TERMINAL SACRIFICE																P		
1032	WITHIN NORMAL LIMITS	P	P	P	P	P	P	P	P	P	P	P	P	P	P	P	P	P	
	TERMINAL SACRIFICE																P		
1033	WITHIN NORMAL LIMITS	P	P	P	P	P													
	HUMANE SACRIFICE							P											
	CHROMODACRYORRHEA - UNILATERAL						P												
	CHROMODACRYORRHEA - BILATERAL							P											
	INCISORS MALOCCLUDED							P											
	ORAL SORE							P											
1034	WITHIN NORMAL LIMITS	P	P	P	P	P	P	P	P	P	P	P	P	P	P	P	P	P	
	TERMINAL SACRIFICE																P		
1035	WITHIN NORMAL LIMITS	P	P	P	P	P	P	P	P	P	P	P							
	TERMINAL SACRIFICE																P		
	CHROMODACRYORRHEA - UNILATERAL													P	P				
	INCISORS BROKEN/MISSING											P	P	P	P	P	P		

CODE: 1-SLIGHT 2-MODERATE 3-MARKED P-PRESENT

Huntingdon Life Sciences 00-4207B

APPENDIX D - F1 GENERATION

BASELINE GASOLINE VAPOR CONDENSATE: A TWO-GENERATION WHOLE-BODY
INHALATION REPRODUCTION TOXICITY STUDY IN RATS

INDIVIDUAL WEEKLY CLINICAL OBSERVATIONS

MALES GROUP I 0 MG/M3

ANIMAL#	OBSERVATIONS	DAY OF STUDY 35	42	49	56	63	70	77	84	91	98	105	112	119	126	133	140	147	154	161
1036	WITHIN NORMAL LIMITS	P	P	P	P	P	P													
	TERMINAL SACRIFICE																	P		
	INCISORS MALOCCLUDED							P	P	P	P	P	P	P	P	P	P	P		
	INCISORS BROKEN/MISSING														P	P	P	P		
1037	WITHIN NORMAL LIMITS	P	P	P	P	P	P	P	P	P	P	P	P	P	P	P	P	P		
	TERMINAL SACRIFICE																	P		
1038	WITHIN NORMAL LIMITS	P	P	P		P	P	P	P	P				P	P	P	P	P		
	TERMINAL SACRIFICE																		P	
	SCABS				P															
	CERVICAL																			
	BLACK STAINS ON SNOUT										2	2	2							
1039	WITHIN NORMAL LIMITS	P	P	P	P	P	P	P	P	P	P	P	P	P	P	P	P	P		
	TERMINAL SACRIFICE																		P	
1040	WITHIN NORMAL LIMITS	P	P	P	P	P	P	P	P	P	P	P	P	P	P	P	P	P	P	
	TERMINAL SACRIFICE																		P	
1041	WITHIN NORMAL LIMITS	P	P	P	P	P	P	P	P	P	P	P	P	P	P	P	P	P	P	
	TERMINAL SACRIFICE																		P	
1042	WITHIN NORMAL LIMITS	P	P	P	P	P	P	P	P	P	P	P	P	P	P	P	P	P	P	
	TERMINAL SACRIFICE																		P	
1043	WITHIN NORMAL LIMITS	P	P	P	P	P	P	P	P	P	P	P	P	P	P	P	P	P		
	TERMINAL SACRIFICE																	P		

CODE: 1-SLIGHT 2-MODERATE 3-MARKED P-PRESENT

Huntingdon Life Sciences 00-4207B

APPENDIX D - F1 GENERATION

BASELINE GASOLINE VAPOR CONDENSATE: A TWO-GENERATION WHOLE-BODY
INHALATION REPRODUCTION TOXICITY STUDY IN RATS

INDIVIDUAL WEEKLY CLINICAL OBSERVATIONS

MALES GROUP I 0 MG/M3

ANIMAL#	OBSERVATIONS	DAY OF STUDY 35	42	49	56	63	70	77	84	91	98	105	112	119	126	133	140	147	154	161
1044	WITHIN NORMAL LIMITS	P	P	P	P	P	P	P	P	P	P	P	P	P	P	P	P	P		
	TERMINAL SACRIFICE																	P		
1045	WITHIN NORMAL LIMITS	P	P	P	P	P	P	P	P	P	P	P	P	P	P	P	P	P		
	TERMINAL SACRIFICE																	P		
1046	WITHIN NORMAL LIMITS	P	P	P	P	P	P	P	P	P	P	P	P	P	P	P	P	P		
	TERMINAL SACRIFICE																		P	
1047	WITHIN NORMAL LIMITS	P	P	P	P	P	P	P	P	P	P	P	P	P	P	P	P	P		
	TERMINAL SACRIFICE																		P	
1048	WITHIN NORMAL LIMITS	P	P	P	P	P	P	P	P	P	P	P	P	P	P	P	P	P	P	
	TERMINAL SACRIFICE																		P	
1049	WITHIN NORMAL LIMITS	P	P	P	P	P	P	P	P	P	P	P								
	TERMINAL SACRIFICE																		P	
	INCISORS MALOCCLUDED												P	P	P	P	P	P	P	
1050	WITHIN NORMAL LIMITS	P	P	P	P													P		
	TERMINAL SACRIFICE																		P	
	ALOPECIA - EXTREMITIES/SNOUT					2	2	2	2	2	2	2	2	2	2	2	2			
1051	WITHIN NORMAL LIMITS	P	P	P	P	P	P	P	P	P	P	P	P	P	P	P	P	P	P	
	TERMINAL SACRIFICE																		P	
1052	WITHIN NORMAL LIMITS	P	P	P	P	P	P	P	P	P	P	P	P	P	P	P	P	P	P	
	TERMINAL SACRIFICE																		P	

CODE: 1-SLIGHT 2-MODERATE 3-MARKED P-PRESENT

Huntingdon Life Sciences 00-4207B

APPENDIX D - F1 GENERATION

BASELINE GASOLINE VAPOR CONDENSATE: A TWO-GENERATION WHOLE-BODY
INHALATION REPRODUCTION TOXICITY STUDY IN RATS

INDIVIDUAL WEEKLY CLINICAL OBSERVATIONS

MALES GROUP II 2,000 MG/M3

ANIMAL#	OBSERVATIONS	DAY OF STUDY 34	42	49	56	63	70	77	84	91	98	105	112	129	136	143	150	157	164
2027	WITHIN NORMAL LIMITS	P	P	P	P	P	P	P	P	P	P	P	P	P	P	P	P	P	
	TERMINAL SACRIFICE																		P
2028	WITHIN NORMAL LIMITS	P	P	P	P	P	P	P	P	P	P	P	P	P	P	P	P	P	
	TERMINAL SACRIFICE																		P
2029	WITHIN NORMAL LIMITS	P	P	P	P	P	P	P	P										
	TERMINAL SACRIFICE																	P	
	ALOPECIA - EXTREMITIES/SNOUT									3	3	3	3	3	3	3	2	2	
2030	WITHIN NORMAL LIMITS	P	P	P	P	P	P	P	P	P	P	P	P	P	P	P	P	P	
	TERMINAL SACRIFICE																	P	
2031	WITHIN NORMAL LIMITS	P	P	P	P	P	P	P	P	P	P	P	P	P	P	P	P	P	P
	TERMINAL SACRIFICE																		P
2032	WITHIN NORMAL LIMITS	P	P	P	P	P	P												
	HUMANE SACRIFICE								P										
	ORAL SORE							P	P										
2033	WITHIN NORMAL LIMITS	P	P	P	P	P	P	P	P	P	P	P	P	P	P	P	P	P	
	TERMINAL SACRIFICE																		P
2034	WITHIN NORMAL LIMITS	P	P	P	P	P	P	P	P	P	P	P	P	P	P	P	P	P	
	TERMINAL SACRIFICE																	P	
2035	WITHIN NORMAL LIMITS	P	P	P	P	P	P	P	P	P						P	P	P	
	TERMINAL SACRIFICE																	P	
	ALOPECIA - EXTREMITIES/SNOUT										2	3	3	3	3				

CODE: 1-SLIGHT 2-MODERATE 3-MARKED P-PRESENT

Huntingdon Life Sciences 00-4207B

APPENDIX D - F1 GENERATION

BASELINE GASOLINE VAPOR CONDENSATE: A TWO-GENERATION WHOLE-BODY
INHALATION REPRODUCTION TOXICITY STUDY IN RATS

INDIVIDUAL WEEKLY CLINICAL OBSERVATIONS

MALES GROUP II 2,000 MG/M3

ANIMAL#	OBSERVATIONS	DAY OF STUDY 35	42	49	56	63	70	77	84	91	98	105	112	119	126	133	140	147	154	161
2036	WITHIN NORMAL LIMITS	P	P	P	P	P	P	P	P	P	P	P	P	P	P	P	P	P	P	P
	TERMINAL SACRIFICE																			P
2037	WITHIN NORMAL LIMITS	P	P	P	P	P	P	P	P	P	P	P	P	P	P	P	P	P	P	P
	TERMINAL SACRIFICE																			P
2038	WITHIN NORMAL LIMITS	P	P	P	P	P	P	P	P	P	P	P	P	P	P	P	P	P	P	
	TERMINAL SACRIFICE																		P	
2039	WITHIN NORMAL LIMITS	P	P	P		P	P	P	P	P	P	P	P	P	P	P	P	P	P	
	TERMINAL SACRIFICE																			P
	SCABS				P															
	UPPER DORSAL																			
2040	WITHIN NORMAL LIMITS	P	P	P	P	P	P	P	P	P	P	P	P	P	P	P	P	P	P	
	TERMINAL SACRIFICE																		P	
2041	WITHIN NORMAL LIMITS	P	P	P	P	P	P	P	P											
	TERMINAL SACRIFICE																			P
	CHROMODACRYORRHEA - UNILATERAL									P	P	P	P	P	P	P	P	P	P	P
	LACRIMATION - UNILATERAL												2	2	2	2				
	INCISORS MALOCCLUDED									P	P	P	P	P	P	P				
	INCISORS BROKEN/MISSING												P	P	P	P	P	P	P	P
2042	WITHIN NORMAL LIMITS	P	P	P	P	P	P	P	P	P	P	P	P	P	P	P	P	P	P	
	TERMINAL SACRIFICE																		P	
2043	WITHIN NORMAL LIMITS	P	P	P	P	P	P	P	P	P	P	P	P	P	P	P	P	P	P	
	TERMINAL SACRIFICE																			P

CODE: 1-SLIGHT 2-MODERATE 3-MARKED P-PRESENT

Huntingdon Life Sciences 00-4207B

APPENDIX D - F1 GENERATION

BASELINE GASOLINE VAPOR CONDENSATE: A TWO-GENERATION WHOLE-BODY
INHALATION REPRODUCTION TOXICITY STUDY IN RATS

INDIVIDUAL WEEKLY CLINICAL OBSERVATIONS

MALES GROUP II 2,000 MG/M3

ANIMAL#	OBSERVATIONS	DAY OF STUDY 35	42	49	56	63	70	77	84	91	98	105	112	119	126	133	140	147	154	161
2044	WITHIN NORMAL LIMITS	P	P	P	P	P	P	P	P		P									
	TERMINAL SACRIFICE																		P	
	ALOPECIA - GENERAL									2		2	2	2	2	2	2	2		
2045	WITHIN NORMAL LIMITS	P	P	P	P	P	P	P	P	P	P	P	P	P	P	P	P	P	P	P
	TERMINAL SACRIFICE																			P
2046	WITHIN NORMAL LIMITS	P	P	P																
	FOUND DEAD				P															
	HYPOTHERMIA				P															
2047	WITHIN NORMAL LIMITS	P	P	P	P	P	P	P	P	P	P	P	P	P	P	P	P	P		
	TERMINAL SACRIFICE																			P
2048	WITHIN NORMAL LIMITS	P	P	P	P	P	P	P	P	P	P	P	P	P	P	P	P	P		
	TERMINAL SACRIFICE																		P	
2049	WITHIN NORMAL LIMITS	P	P	P	P	P	P	P	P	P	P	P	P	P	P	P	P	P	P	P
	TERMINAL SACRIFICE																			P
2050	WITHIN NORMAL LIMITS	P	P	P	P	P	P	P	P	P	P	P	P	P	P	P	P	P	P	P
	TERMINAL SACRIFICE																			P
2051	WITHIN NORMAL LIMITS	P	P	P	P	P	P	P	P	P	P	P	P	P	P	P	P	P	P	P
	TERMINAL SACRIFICE																			P
2052	WITHIN NORMAL LIMITS	P	P	P	P	P	P	P	P	P	P	P	P	P	P	P	P	P	P	P
	TERMINAL SACRIFICE																			P

CODE: 1-SLIGHT 2-MODERATE 3-MARKED P-PRESENT

Huntingdon Life Sciences 00-4207B

APPENDIX D - F1 GENERATION

BASELINE GASOLINE VAPOR CONDENSATE: A TWO-GENERATION WHOLE-BODY
INHALATION REPRODUCTION TOXICITY STUDY IN RATS

INDIVIDUAL WEEKLY CLINICAL OBSERVATIONS

MALES GROUP III 10000 MG/M3

ANIMAL#	OBSERVATIONS	DAY OF STUDY 35	42	49	56	63	70	77	84	91	98	105	112	119	126	133	140	147	154
3027	WITHIN NORMAL LIMITS	P	P	P	P	P	P	P	P	P	P	P	P	P	P	P	P	P	P
	TERMINAL SACRIFICE																		P
3028	WITHIN NORMAL LIMITS	P	P	P	P	P	P	P	P	P	P	P	P	P	P	P	P	P	
	TERMINAL SACRIFICE																		P
3029	WITHIN NORMAL LIMITS	P	P	P	P	P	P	P	P	P	P	P	P	P	P	P	P	P	
	TERMINAL SACRIFICE																		P
3030	WITHIN NORMAL LIMITS	P	P	P	P	P	P	P	P	P	P	P	P	P	P	P	P	P	
	TERMINAL SACRIFICE																		P
3031	WITHIN NORMAL LIMITS	P	P	P	P	P	P	P	P	P	P	P	P	P	P	P	P	P	
	TERMINAL SACRIFICE																		P
3032	WITHIN NORMAL LIMITS	P	P	P	P	P	P	P	P	P	P	P	P	P	P	P	P	P	
	TERMINAL SACRIFICE																		P
3033	WITHIN NORMAL LIMITS	P	P	P	P	P	P	P	P	P	P	P	P	P	P	P	P	P	
	TERMINAL SACRIFICE																	P	
3034	WITHIN NORMAL LIMITS	P	P	P	P	P	P	P	P	P	P	P	P	P	P	P	P	P	P
	TERMINAL SACRIFICE																		P
3035	WITHIN NORMAL LIMITS	P	P	P	P	P	P	P	P	P	P	P	P	P	P	P	P	P	P
	TERMINAL SACRIFICE																		P
3036	WITHIN NORMAL LIMITS	P	P	P	P	P	P	P	P	P	P	P	P	P	P	P	P	P	P
	TERMINAL SACRIFICE																		P

CODE: 1-SLIGHT 2-MODERATE 3-MARKED P-PRESENT

Huntingdon Life Sciences 00-4207B

APPENDIX D - F1 GENERATION

BASELINE GASOLINE VAPOR CONDENSATE: A TWO-GENERATION WHOLE-BODY
INHALATION REPRODUCTION TOXICITY STUDY IN RATS

INDIVIDUAL WEEKLY CLINICAL OBSERVATIONS

MALES GROUP III 10000 MG/M3

ANIMAL#	OBSERVATIONS	DAY OF STUDY 35	42	49	56	63	70	77	84	91	98	105	112	119	126	133	140	147	154	161
3037	WITHIN NORMAL LIMITS	P	P	P	P	P	P	P	P	P	P	P	P	P	P	P	P	P		
	TERMINAL SACRIFICE																		P	
3038	WITHIN NORMAL LIMITS	P	P	P	P	P	P							P	P	P	P	P		
	TERMINAL SACRIFICE																		P	
	ALOPECIA - EXTREMITIES/SNOUT							2	2	2	2	2	2							
3039	WITHIN NORMAL LIMITS	P	P	P	P	P	P	P	P	P	P	P	P	P	P	P	P	P	P	
	TERMINAL SACRIFICE																		P	
3040	WITHIN NORMAL LIMITS	P	P	P	P	P	P	P	P	P	P	P	P	P	P	P	P	P	P	
	TERMINAL SACRIFICE																		P	
3041	WITHIN NORMAL LIMITS	P	P	P	P	P	P	P	P	P	P	P	P	P	P	P	P	P	P	
	TERMINAL SACRIFICE																		P	
3042	WITHIN NORMAL LIMITS	P	P	P	P	P	P	P	P	P	P	P	P	P						
	TERMINAL SACRIFICE																	P		
	SWOLLEN PAW(S)														P	P	P	P		
	LEFT FORE PAW																			
3043	WITHIN NORMAL LIMITS	P	P	P	P	P	P	P	P	P	P	P	P	P	P	P	P	P		
	TERMINAL SACRIFICE																	P		
3044	WITHIN NORMAL LIMITS	P	P	P	P	P	P	P	P	P	P	P	P	P	P	P	P	P		
	TERMINAL SACRIFICE																	P		
3045	WITHIN NORMAL LIMITS	P	P	P	P	P	P	P	P	P	P	P	P	P	P	P	P	P		
	TERMINAL SACRIFICE																	P		

CODE: 1-SLIGHT 2-MODERATE 3-MARKED P-PRESENT

Huntingdon Life Sciences 00-4207B

APPENDIX D - F1 GENERATION

BASELINE GASOLINE VAPOR CONDENSATE: A TWO-GENERATION WHOLE-BODY
INHALATION REPRODUCTION TOXICITY STUDY IN RATS

INDIVIDUAL WEEKLY CLINICAL OBSERVATIONS

MALES GROUP III 10000 MG/M3

ANIMAL#	OBSERVATIONS	DAY OF STUDY 35	42	49	56	63	70	77	84	91	98	105	112	119	126	133	140	147	154
3046	WITHIN NORMAL LIMITS	P	P	P	P	P	P	P	P	P	P	P	P	P	P	P	P	P	
	TERMINAL SACRIFICE																		P
3047	WITHIN NORMAL LIMITS	P	P	P	P	P	P	P	P	P	P	P	P	P	P	P	P	P	
	TERMINAL SACRIFICE																	P	
3048	WITHIN NORMAL LIMITS	P	P	P	P	P	P	P	P	P	P	P	P	P	P	P	P	P	P
	TERMINAL SACRIFICE																		P
3049	WITHIN NORMAL LIMITS	P	P	P	P	P	P	P	P	P	P	P	P	P	P	P	P	P	
	TERMINAL SACRIFICE																		P
3050	WITHIN NORMAL LIMITS	P	P	P	P	P	P	P	P	P	P	P	P	P	P	P	P	P	P
	TERMINAL SACRIFICE																		P
3051	WITHIN NORMAL LIMITS	P	P	P	P	P	P	P	P	P	P	P	P	P	P	P	P	P	P
	TERMINAL SACRIFICE																		P
3052	WITHIN NORMAL LIMITS	P	P	P	P	P	P	P	P	P	P	P	P	P	P	P	P	P	P
	TERMINAL SACRIFICE																		P

CODE: 1-SLIGHT 2-MODERATE 3-MARKED P-PRESENT

Huntingdon Life Sciences 00-4207B

APPENDIX D - F1 GENERATION

BASELINE GASOLINE VAPOR CONDENSATE: A TWO-GENERATION WHOLE-BODY
INHALATION REPRODUCTION TOXICITY STUDY IN RATS

INDIVIDUAL WEEKLY CLINICAL OBSERVATIONS

MALES GROUP IV 20000 MG/M3

ANIMAL#	OBSERVATIONS	DAY OF STUDY 35	42	49	56	63	70	77	84	91	98	105	112	119	126	133	140	147	154	161
4027	WITHIN NORMAL LIMITS	P	P	P	P	P	P	P	P	P	P	P	P	P	P	P	P	P		
	TERMINAL SACRIFICE																	P		
4028	WITHIN NORMAL LIMITS	P	P	P	P	P	P	P	P	P	P	P	P	P	P	P	P	P		
	TERMINAL SACRIFICE																	P		
4029	WITHIN NORMAL LIMITS	P	P	P	P	P	P	P	P	P	P	P	P	P	P	P	P	P		
	TERMINAL SACRIFICE																	P		
4030	WITHIN NORMAL LIMITS	P	P	P	P	P	P	P	P	P	P	P	P	P	P	P	P	P		
	TERMINAL SACRIFICE																		P	
4031	WITHIN NORMAL LIMITS	P	P	P	P	P	P	P												
	TERMINAL SACRIFICE																		P	
	BLACK STAINS ON SNOUT								2											
	CHROMODACRYORRHEA - UNILATERAL								P	P	P	P	P	P	P	P	P	P		
	LACRIMATION - UNILATERAL									2	2	2	2							
	INCISORS MALOCCLUDED								P	P	P	P	P	P	P					
	INCISORS BROKEN/MISSING												P	P	P	P	P	P		
4032	WITHIN NORMAL LIMITS	P	P	P	P	P	P	P	P	P	P	P	P	P	P	P	P	P	P	
	TERMINAL SACRIFICE																		P	
4033	WITHIN NORMAL LIMITS	P	P	P	P	P	P	P			P	P	P	P						
	TERMINAL SACRIFICE																	P		
	INCISORS MALOCCLUDED								P	P										
	INCISORS BROKEN/MISSING														P	P	P	P		
4034	WITHIN NORMAL LIMITS	P	P	P	P	P	P	P	P	P	P	P	P	P	P	P	P	P		
	TERMINAL SACRIFICE																		P	

CODE: 1-SLIGHT 2-MODERATE 3-MARKED P-PRESENT

Huntingdon Life Sciences 00-4207B

APPENDIX D - F1 GENERATION

BASELINE GASOLINE VAPOR CONDENSATE: A TWO-GENERATION WHOLE-BODY
INHALATION REPRODUCTION TOXICITY STUDY IN RATS

INDIVIDUAL WEEKLY CLINICAL OBSERVATIONS

MALES GROUP IV 20000 MG/M3

ANIMAL#	OBSERVATIONS	DAY OF STUDY 35	42	49	56	63	70	77	84	91	98	105	112	119	126	133	140	147	154	161
4035	WITHIN NORMAL LIMITS	P	P	P	P	P	P	P	P	P	P	P	P	P	P	P	P	P	P	
	TERMINAL SACRIFICE																	P		
4036	WITHIN NORMAL LIMITS	P	P	P	P	P	P	P	P	P	P	P	P	P	P	P	P	P	P	
	TERMINAL SACRIFICE																	P		
4037	WITHIN NORMAL LIMITS	P	P	P	P	P	P	P	P	P	P	P	P	P		P	P	P	P	
	TERMINAL SACRIFICE																		P	
	INCISORS BROKEN/MISSING														P					
4038	WITHIN NORMAL LIMITS	P																		
	TERMINAL SACRIFICE																		P	
	MISSING DIGIT		P	P	P	P	P	P	P	P	P	P	P	P	P	P	P	P		
	RIGHT FORE PAW - SECOND DIGIT																			
	ALOPECIA - EXTREMITIES/SNOUT				2				2	2	2	2	2	2						
4039	WITHIN NORMAL LIMITS	P	P	P	P	P	P	P	P	P	P	P	P	P	P	P	P	P		
	TERMINAL SACRIFICE																	P		
4040	WITHIN NORMAL LIMITS	P	P	P	P	P	P	P	P	P	P									
	TERMINAL SACRIFICE																		P	
	INCISORS MALOCCLUDED											P	P	P	P	P	P	P		
4041	WITHIN NORMAL LIMITS	P	P	P	P															
	HUMANE SACRIFICE					P														
	SWOLLEN SNOUT					P														
	CHROMODACRYORRHEA - UNILATERAL					P														
	INCISORS MALOCCLUDED					P														
	ORAL SORE					P														
	LABORED BREATHING					P														

CODE: 1-SLIGHT 2-MODERATE 3-MARKED P-PRESENT

Huntingdon Life Sciences 00-4207B

APPENDIX D - F1 GENERATION

BASELINE GASOLINE VAPOR CONDENSATE: A TWO-GENERATION WHOLE-BODY
INHALATION REPRODUCTION TOXICITY STUDY IN RATS

INDIVIDUAL WEEKLY CLINICAL OBSERVATIONS

MALES GROUP IV 20000 MG/M3

ANIMAL#	OBSERVATIONS	DAY OF STUDY 35	42	49	56	63	70	77	84	91	98	105	112	119	126	133	140	147	151
4042	WITHIN NORMAL LIMITS	P	P	P	P	P	P	P	P	P	P	P	P	P	P	P	P	P	
	TERMINAL SACRIFICE																		P
4043	WITHIN NORMAL LIMITS	P	P	P	P	P	P	P	P	P	P	P	P	P	P	P	P	P	
	TERMINAL SACRIFICE																		P
4044	WITHIN NORMAL LIMITS	P	P	P	P	P	P	P	P	P	P	P	P	P	P	P	P	P	
	TERMINAL SACRIFICE																		P
4045	WITHIN NORMAL LIMITS	P	P	P	P	P	P	P	P	P	P	P	P	P	P	P	P	P	
	TERMINAL SACRIFICE																		P
4046	WITHIN NORMAL LIMITS	P	P	P	P	P	P	P	P	P	P	P	P	P	P	P	P	P	
	TERMINAL SACRIFICE																		P
4047	WITHIN NORMAL LIMITS	P	P	P	P	P	P	P	P	P	P	P	P	P	P	P	P	P	P
	TERMINAL SACRIFICE																		P
4048	WITHIN NORMAL LIMITS	P	P	P	P	P	P	P	P	P	P	P	P	P	P	P	P	P	
	TERMINAL SACRIFICE																		P
4049	WITHIN NORMAL LIMITS	P	P	P	P	P	P	P	P	P	P	P	P	P	P	P	P	P	
	TERMINAL SACRIFICE																		P
4050	WITHIN NORMAL LIMITS	P	P	P	P	P	P	P	P	P	P	P	P	P	P	P	P	P	P
	TERMINAL SACRIFICE																		P
4051	WITHIN NORMAL LIMITS	P	P	P	P	P	P	P	P	P	P	P	P	P	P	P	P	P	P
	TERMINAL SACRIFICE																		P

CODE: 1-SLIGHT 2-MODERATE 3-MARKED P-PRESENT

Huntingdon Life Sciences 00-4207B

APPENDIX D - F1 GENERATION

BASELINE GASOLINE VAPOR CONDENSATE: A TWO-GENERATION WHOLE-BODY
INHALATION REPRODUCTION TOXICITY STUDY IN RATS

INDIVIDUAL WEEKLY CLINICAL OBSERVATIONS

MALES GROUP IV 20000 MG/M3

ANIMAL#	OBSERVATIONS	DAY OF STUDY 35	42	49	56	63	70	77	84	91	98	105	112	119	126	133	140	147	154	161
4052	WITHIN NORMAL LIMITS	P	P	P	P	P	P	P	P											
	TERMINAL SACRIFICE																			P
	CHROMODACRYORRHEA - UNILATERAL									P					P	P				
	INCISORS MALOCCLUDED									P	P	P	P	P	P	P				
	INCISORS BROKEN/MISSING																P	P	P	

CODE: 1-SLIGHT 2-MODERATE 3-MARKED P-PRESENT

Huntingdon Life Sciences 00-4207B

APPENDIX D - F1 GENERATION

BASELINE GASOLINE VAPOR CONDENSATE: A TWO-GENERATION WHOLE-BODY
INHALATION REPRODUCTION TOXICITY STUDY IN RATS

INDIVIDUAL WEEKLY CLINICAL OBSERVATIONS

FEMALES GROUP I 0 MG/M3

ANIMAL#	OBSERVATIONS	DAY OF STUDY 34	45	49	56	63	70	77	84	91	98	105	112	119	126	133	140	147	154	161
1527	WITHIN NORMAL LIMITS	P	P	P	P	P	P	P	P	P	P	P								
1528	WITHIN NORMAL LIMITS	P	P	P	P	P	P	P	P	P	P	P								
1529	WITHIN NORMAL LIMITS	P	P	P	P	P	P	P	P	P	P	P								
1530	WITHIN NORMAL LIMITS	P	P	P	P	P	P	P	P	P	P	P								
1531	WITHIN NORMAL LIMITS	P	P	P	P	P	P	P	P	P	P	P								
1532	WITHIN NORMAL LIMITS	P	P	P	P	P														
	ALOPECIA - EXTREMITIES/SNOUT						2	2	2	3	3	3								
1533	WITHIN NORMAL LIMITS	P	P	P	P	P														
	ALOPECIA - EXTREMITIES/SNOUT						2	2	2	2	3	2								
1534	WITHIN NORMAL LIMITS	P	P	P	P	P	P	P	P	P	P	P								
1535	WITHIN NORMAL LIMITS	P	P	P	P	P	P	P	P	P	P	P								
1536	WITHIN NORMAL LIMITS	P	P	P	P	P	P	P	P	P	P	P								
1537	WITHIN NORMAL LIMITS	P	P	P	P	P	P	P	P	P	P	P								
1538	WITHIN NORMAL LIMITS	P	P	P	P	P	P	P	P	P	P	P								
1539	WITHIN NORMAL LIMITS	P	P	P	P	P	P	P	P	P	P	P								
1540	WITHIN NORMAL LIMITS	P	P	P	P	P	P	P	P	P	P	P	P	P	P	P	P	P	P	
	TERMINAL SACRIFICE																		P	

CODE: 1-SLIGHT 2-MODERATE 3-MARKED P-PRESENT

Huntingdon Life Sciences 00-4207B

APPENDIX D - F1 GENERATION

BASELINE GASOLINE VAPOR CONDENSATE: A TWO-GENERATION WHOLE-BODY
INHALATION REPRODUCTION TOXICITY STUDY IN RATS

INDIVIDUAL WEEKLY CLINICAL OBSERVATIONS

FEMALES GROUP I 0 MG/M3

ANIMAL#	OBSERVATIONS	DAY OF STUDY 35	42	49	56	63	70	77	84	91	98	105	112	119	126	133	140	147	154	161
1541	WITHIN NORMAL LIMITS	P	P	P	P	P	P	P	P											
	ALOPECIA - EXTREMITIES/SNOUT									2	2	2	2							
1542	WITHIN NORMAL LIMITS	P	P	P	P	P	P	P	P	P	P	P								
1543	WITHIN NORMAL LIMITS	P	P	P	P	P	P	P	P	P	P	P								
1544	WITHIN NORMAL LIMITS	P	P	P	P	P	P	P	P	P	P	P								
1545	WITHIN NORMAL LIMITS	P	P	P	P	P	P	P	P	P	P	P								
1546	WITHIN NORMAL LIMITS	P	P	P	P	P	P	P	P	P	P	P	P							
1547	WITHIN NORMAL LIMITS	P	P	P	P	P	P													
	INCISORS MALOCCLUDED							P	P	P	P	P	P							
	INCISORS BROKEN/MISSING										P	P	P							
1548	WITHIN NORMAL LIMITS	P	P	P	P	P	P	P	P	P	P	P								
1549	WITHIN NORMAL LIMITS	P	P	P	P	P	P	P	P	P	P	P								
1550	WITHIN NORMAL LIMITS	P	P	P	P	P	P	P	P	P	P	P								
1551	WITHIN NORMAL LIMITS	P	P	P	P	P	P	P	P	P	P	P								
1552	WITHIN NORMAL LIMITS	P	P	P	P	P	P	P	P	P	P	P	P							

CODE: 1-SLIGHT 2-MODERATE 3-MARKED P-PRESENT

Huntingdon Life Sciences 00-4207B

APPENDIX D - F1 GENERATION

BASELINE GASOLINE VAPOR CONDENSATE: A TWO-GENERATION WHOLE-BODY
INHALATION REPRODUCTION TOXICITY STUDY IN RATS

INDIVIDUAL WEEKLY CLINICAL OBSERVATIONS

FEMALES GROUP II 2,000 MG/M3

ANIMAL#	OBSERVATIONS	DAY OF STUDY 35	42	49	56	63	70	77	84	91	98	105	112	119	126	133	140	147	154	161
2527	WITHIN NORMAL LIMITS	P	P	P	P	P	P	P	P	P	P									
2528	WITHIN NORMAL LIMITS	P	P	P	P	P	P	P	P	P	P									
2529	WITHIN NORMAL LIMITS	P	P	P	P	P	P	P	P	P	P									
	HUMANE SACRIFICE										P									
2530	WITHIN NORMAL LIMITS	P	P	P	P	P	P	P	P	P	P									
2531	WITHIN NORMAL LIMITS	P	P	P	P	P	P	P	P	P	P	P								
2532	WITHIN NORMAL LIMITS	P	P	P	P	P	P	P	P	P	P	P	P	P	P	P	P	P		
	TERMINAL SACRIFICE																	P		
2533	WITHIN NORMAL LIMITS	P	P	P	P	P	P	P	P	P	P									
2534	WITHIN NORMAL LIMITS	P	P	P	P	P	P	P	P	P	P	P	P	P	P	P	P	P		
	TERMINAL SACRIFICE																	P		
2535	WITHIN NORMAL LIMITS	P	P	P	P	P	P	P	P	P	P									
2536	WITHIN NORMAL LIMITS	P	P	P	P	P	P	P	P	P	P									
2537	WITHIN NORMAL LIMITS	P	P	P	P	P	P	P	P	P	P									
2538	WITHIN NORMAL LIMITS	P	P	P	P	P	P	P	P	P	P									
2539	WITHIN NORMAL LIMITS	P	P	P	P	P	P	P	P		P	P								
	INCISORS BROKEN/MISSING									P										

CODE: 1-SLIGHT 2-MODERATE 3-MARKED P-PRESENT

Huntingdon Life Sciences 00-4207B

APPENDIX D - F1 GENERATION

BASELINE GASOLINE VAPOR CONDENSATE: A TWO-GENERATION WHOLE-BODY
INHALATION REPRODUCTION TOXICITY STUDY IN RATS

INDIVIDUAL WEEKLY CLINICAL OBSERVATIONS

FEMALES GROUP II 2,000 MG/M3

ANIMAL#	OBSERVATIONS	DAY OF STUDY 35	42	49	56	63	70	77	84	91	98	105	112	119	126	133	140	147	154	161
2540	WITHIN NORMAL LIMITS	P	P	P	P	P	P	P	P	P	P	P	P							
2541	WITHIN NORMAL LIMITS	P	P	P	P	P	P	P	P	P	P	P								
2542	WITHIN NORMAL LIMITS	P	P	P	P	P	P	P	P	P	P	P								
2543	WITHIN NORMAL LIMITS	P	P	P	P	P	P	P	P	P	P	P								
2544	WITHIN NORMAL LIMITS	P	P	P	P	P	P	P												
	ALOPECIA - EXTREMITIES/SNOUT								2	2	2	2								
2545	WITHIN NORMAL LIMITS	P	P																	
	ALOPECIA - EXTREMITIES/SNOUT			2	2	2	2	2	2	3	3	3								
2546	WITHIN NORMAL LIMITS	P	P	P	P	P	P	P	P	P	P	P	P							
2547	WITHIN NORMAL LIMITS	P	P	P	P	P	P	P	P	P	P									
2548	WITHIN NORMAL LIMITS	P	P	P	P	P	P	P	P	P	P	P	P							
2549	WITHIN NORMAL LIMITS	P	P	P	P	P	P	P	P	P	P	P	P							
2550	WITHIN NORMAL LIMITS	P	P	P	P	P	P	P	P	P	P	P	P							
2551	WITHIN NORMAL LIMITS	P	P	P	P	P	P	P	P	P			P	P			P			
	TERMINAL SACRIFICE																	P		
	SCABS										P	P								
	AROUND RIGHT EYE																			
	CHROMODACRYORRHEA - UNILATERAL														P	P		P		
	LACRIMATION - UNILATERAL															2				

CODE: 1-SLIGHT 2-MODERATE 3-MARKED P-PRESENT

Huntingdon Life Sciences 00-4207B

APPENDIX D - F1 GENERATION

BASELINE GASOLINE VAPOR CONDENSATE: A TWO-GENERATION WHOLE-BODY
INHALATION REPRODUCTION TOXICITY STUDY IN RATS

INDIVIDUAL WEEKLY CLINICAL OBSERVATIONS

FEMALES GROUP II 2,000 MG/M3

ANIMAL#	OBSERVATIONS	DAY OF STUDY	3 5	4 2	4 9	5 6	6 3	7 0	7 7	8 4	9 1	9 8	10 5	11 2	11 9	12 6	13 3	14 0	14 7	14 4	15 1	16 1
2552	WITHIN NORMAL LIMITS		P	P	P	P	P	P	P	P	P	P	P	P								

CODE: 1-SLIGHT 2-MODERATE 3-MARKED P-PRESENT

Huntingdon Life Sciences 00-4207B

APPENDIX D - F1 GENERATION

BASELINE GASOLINE VAPOR CONDENSATE: A TWO-GENERATION WHOLE-BODY
INHALATION REPRODUCTION TOXICITY STUDY IN RATS

INDIVIDUAL WEEKLY CLINICAL OBSERVATIONS

FEMALES GROUP III 10000 MG/M3

ANIMAL#	OBSERVATIONS	DAY OF STUDY 35	42	49	56	63	70	77	84	91	98	105	112	119	126	133	140	147	154	161
3527	WITHIN NORMAL LIMITS	P	P	P	P	P	P	P	P	P	P	P	P							
3528	WITHIN NORMAL LIMITS	P	P	P	P	P												P		
	TERMINAL SACRIFICE																	P		
	ALOPECIA - EXTREMITIES/SNOUT						2	2	2	2	2	2	2	2	2	2	2			
3529	WITHIN NORMAL LIMITS	P	P	P	P	P	P	P	P	P	P	P	P							
3530	WITHIN NORMAL LIMITS	P	P	P	P	P	P	P		P	P	P	P							
	INCISORS BROKEN/MISSING								P											
3531	WITHIN NORMAL LIMITS	P	P	P	P	P	P	P	P	P	P	P	P							
3532	WITHIN NORMAL LIMITS	P	P	P	P	P	P	P	P	P	P	P								
3533	WITHIN NORMAL LIMITS	P	P	P	P	P	P	P	P	P	P	P	P							
3534	WITHIN NORMAL LIMITS	P	P	P	P	P	P	P	P	P	P	P								
3535	WITHIN NORMAL LIMITS	P	P	P	P	P	P	P	P	P	P	P	P							
3536	WITHIN NORMAL LIMITS	P	P	P	P	P	P	P	P	P	P	P								
3537	WITHIN NORMAL LIMITS	P	P	P	P	P	P	P	P	P	P	P								
3538	WITHIN NORMAL LIMITS	P	P	P	P	P	P	P	P	P	P	P	P							
3539	WITHIN NORMAL LIMITS	P	P	P	P	P	P	P	P	P	P	P	P							

CODE: 1-SLIGHT 2-MODERATE 3-MARKED P-PRESENT

Huntingdon Life Sciences 00-4207B

APPENDIX D - F1 GENERATION

BASELINE GASOLINE VAPOR CONDENSATE: A TWO-GENERATION WHOLE-BODY
INHALATION REPRODUCTION TOXICITY STUDY IN RATS

INDIVIDUAL WEEKLY CLINICAL OBSERVATIONS

FEMALES GROUP III 10000 MG/M3

ANIMAL#	OBSERVATIONS	DAY OF STUDY 35	42	49	56	63	70	77	84	91	98	105	112	119	126	133	140	147	154
3540	WITHIN NORMAL LIMITS	P	P	P	P	P	P	P	P	P	P	P							
3541	WITHIN NORMAL LIMITS	P	P	P	P	P	P	P	P	P	P	P							
3542	WITHIN NORMAL LIMITS	P	P	P	P	P	P	P	P	P	P	P	P	P	P	P	P		
	TERMINAL SACRIFICE																P		
3543	WITHIN NORMAL LIMITS	P	P	P	P	P	P	P	P	P	P								
3544	WITHIN NORMAL LIMITS	P	P	P	P	P	P	P	P	P	P								
3545	WITHIN NORMAL LIMITS	P	P	P	P	P	P	P	P	P	P								
3546	WITHIN NORMAL LIMITS	P	P	P	P	P	P	P	P	P	P								
3547	WITHIN NORMAL LIMITS	P	P	P	P	P	P	P	P	P	P								
3548	WITHIN NORMAL LIMITS	P	P	P	P	P	P	P	P	P	P								
3549	WITHIN NORMAL LIMITS	P	P	P	P	P	P	P	P	P	P	P							
3550	WITHIN NORMAL LIMITS	P	P	P	P	P	P	P	P	P	P								
	INCISORS MALOCCLUDED											P							
3551	WITHIN NORMAL LIMITS	P	P	P	P	P	P	P	P	P	P	P							
3552	WITHIN NORMAL LIMITS	P	P	P	P	P	P	P	P	P	P								

CODE: 1-SLIGHT 2-MODERATE 3-MARKED P-PRESENT

Huntingdon Life Sciences 00-4207B

APPENDIX D - F1 GENERATION

BASELINE GASOLINE VAPOR CONDENSATE: A TWO-GENERATION WHOLE-BODY
INHALATION REPRODUCTION TOXICITY STUDY IN RATS

INDIVIDUAL WEEKLY CLINICAL OBSERVATIONS

FEMALES GROUP IV 20000 MG/M3

ANIMAL#	OBSERVATIONS	DAY OF STUDY 34	45	49	56	63	70	77	84	91	98	105	112	119	126	133	140	147	154	161
4527	WITHIN NORMAL LIMITS	P	P	P	P	P	P	P	P	P	P	P								
4528	WITHIN NORMAL LIMITS	P	P	P	P	P	P	P	P	P	P	P								
4529	WITHIN NORMAL LIMITS	P	P	P																
	ALOPECIA - EXTREMITIES/SNOUT				2	2	2	2	2	2	2	2								
4530	WITHIN NORMAL LIMITS	P	P	P	P	P	P	P	P	P	P	P								
4531	WITHIN NORMAL LIMITS	P	P	P	P	P	P	P	P	P	P	P	P							
4532	WITHIN NORMAL LIMITS	P	P	P	P	P	P	P	P	P										
	ALOPECIA - EXTREMITIES/SNOUT										2	2								
4533	WITHIN NORMAL LIMITS	P	P	P	P	P	P	P	P	P	P	P	P							
4534	WITHIN NORMAL LIMITS	P	P	P	P	P	P	P	P	P	P	P	P	P	P	P	P			
4535	WITHIN NORMAL LIMITS	P	P	P	P	P	P	P	P	P	P	P								
4536	WITHIN NORMAL LIMITS	P	P	P	P	P	P	P	P	P	P	P								
4537	WITHIN NORMAL LIMITS	P	P	P	P	P	P	P	P	P	P	P								
4538	WITHIN NORMAL LIMITS	P	P	P	P	P	P	P	P	P	P	P	P	P	P	P	P	P		
	TERMINAL SACRIFICE																	P		
4539	WITHIN NORMAL LIMITS	P	P	P	P	P	P	P	P	P	P	P								

CODE: 1-SLIGHT 2-MODERATE 3-MARKED P-PRESENT

Huntingdon Life Sciences 00-4207B

APPENDIX D - F1 GENERATION

BASELINE GASOLINE VAPOR CONDENSATE: A TWO-GENERATION WHOLE-BODY
INHALATION REPRODUCTION TOXICITY STUDY IN RATS

INDIVIDUAL WEEKLY CLINICAL OBSERVATIONS

FEMALES GROUP IV 20000 MG/M3

ANIMAL#	OBSERVATIONS	DAY OF STUDY 35	42	49	56	63	70	77	84	91	98	105	112	119	126	133	140	147	154	161
4540	WITHIN NORMAL LIMITS	P	P	P	P	P	P	P	P	P	P	P								
4541	WITHIN NORMAL LIMITS	P	P	P	P	P	P	P	P	P	P	P								
4542	WITHIN NORMAL LIMITS	P	P	P	P	P	P	P	P	P	P	P								
4543	WITHIN NORMAL LIMITS	P	P	P	P	P	P				P	P								
	INCISORS MALOCCLUDED							P	P	P										
4544	WITHIN NORMAL LIMITS	P	P	P	P	P	P	P	P	P	P		P							
	INCISORS BROKEN/MISSING											P								
4545	WITHIN NORMAL LIMITS	P	P	P	P	P	P	P	P	P	P	P								
4546	WITHIN NORMAL LIMITS	P	P	P	P	P	P	P	P	P	P	P								
4547	WITHIN NORMAL LIMITS	P	P	P	P	P	P	P	P	P	P	P								
4548	WITHIN NORMAL LIMITS	P	P	P	P	P	P	P	P	P	P	P								
4549	WITHIN NORMAL LIMITS	P	P	P	P	P	P	P	P	P	P	P								
4550	WITHIN NORMAL LIMITS	P	P	P	P	P	P	P	P	P	P	P								
4551	WITHIN NORMAL LIMITS	P	P	P	P	P	P	P	P	P	P	P	P							
4552	WITHIN NORMAL LIMITS	P	P	P	P	P	P	P	P	P	P	P	P							

CODE: 1-SLIGHT 2-MODERATE 3-MARKED P-PRESENT

Huntingdon Life Sciences 00-4207

APPENDIX E - P0 GENERATION

BASELINE GASOLINE VAPOR CONDENSATE:A TWO-GENERATION WHOLE-BODY
INHALATION REPRODUCTION TOXICITY STUDY IN RATS

INDIVIDUAL CLINICAL OBSERVATIONS DURING GESTATION

GROUP I 0 MG/M3

FEMALE#	OBSERVATIONS	DAY OF GESTATION 0	1	2	3	4	5	6	7	8	9	10	11	12	13	14	15	16	17	18	19	20	21	22	23	24	25	26
1501	WITHIN NORMAL LIMITS	P							P							P						P						
1502	WITHIN NORMAL LIMITS	P							P							P						P						
1504	WITHIN NORMAL LIMITS	P							P							P						P						
1505	WITHIN NORMAL LIMITS	P							P							P						P						
1506	WITHIN NORMAL LIMITS	P							P							P						P						
1507	WITHIN NORMAL LIMITS	P							P							P						P						
1508	WITHIN NORMAL LIMITS	P							P							P						P						
1509	WITHIN NORMAL LIMITS	P							P							P						P						
1510	WITHIN NORMAL LIMITS	P							P							P						P						
1511	TERMINAL SACRIFICE																											P
	ALOPECIA - EXTREMITIES/SNOUT	2							3							3						3						
1512	WITHIN NORMAL LIMITS	P							P							P						P						
1513	WITHIN NORMAL LIMITS	P							P							P						P						
1514	WITHIN NORMAL LIMITS	P							P							P						P						
1515	WITHIN NORMAL LIMITS	P							P							P						P						
1516	WITHIN NORMAL LIMITS	P							P							P						P						
1517	WITHIN NORMAL LIMITS	P							P							P						P						

CODE: 1-SLIGHT 2-MODERATE 3-MARKED P-PRESENT

Huntingdon Life Sciences 00-4207

APPENDIX E - P0 GENERATION

BASELINE GASOLINE VAPOR CONDENSATE:A TWO-GENERATION WHOLE-BODY
INHALATION REPRODUCTION TOXICITY STUDY IN RATS

INDIVIDUAL CLINICAL OBSERVATIONS DURING GESTATION

GROUP I 0 MG/M3

FEMALE#	OBSERVATIONS	DAY OF GESTATION 0	1	2	3	4	5	6	7	8	9	10	11	12	13	14	15	16	17	18	19	20	21	22	23	24	25	26
1518	ALOPECIA - GENERAL	2							2							2												
	ALOPECIA - EXTREMITIES/SNOUT	2							2							2						3						
1519	WITHIN NORMAL LIMITS	P							P							P						P						
1520	WITHIN NORMAL LIMITS	P							P							P						P						
1521	WITHIN NORMAL LIMITS	P							P							P						P						
1522	ALOPECIA - EXTREMITIES/SNOUT	2							2							2						2						
1523	ALOPECIA - EXTREMITIES/SNOUT	3							3							2						2						
1524	WITHIN NORMAL LIMITS	P							P							P						P						
1525	WITHIN NORMAL LIMITS	P							P							P						P						
1526	WITHIN NORMAL LIMITS	P							P							P						P						

CODE: 1-SLIGHT 2-MODERATE 3-MARKED P-PRESENT

Huntingdon Life Sciences 00-4207

APPENDIX E - P0 GENERATION

BASELINE GASOLINE VAPOR CONDENSATE:A TWO-GENERATION WHOLE-BODY
INHALATION REPRODUCTION TOXICITY STUDY IN RATS

INDIVIDUAL CLINICAL OBSERVATIONS DURING GESTATION

GROUP II 2,000 MG/M3

FEMALE#	OBSERVATIONS	DAY OF GESTATION	0	1	2	3	4	5	6	7	8	9	10	11	12	13	14	15	16	17	18	19	20	21	22	23	24	25	26
2501	WITHIN NORMAL LIMITS		P							P							P						P						
2502	MASS																						2						
	WITHIN NORMAL LIMITS		P							P							P												
2503	TERMINAL SACRIFICE																												P
	WITHIN NORMAL LIMITS		P							P							P						P						
2504	ALOPECIA - EXTREMITIES/SNOUT																						2						
	WITHIN NORMAL LIMITS		P							P							P												
2505	WITHIN NORMAL LIMITS		P							P							P						P						
2506	WITHIN NORMAL LIMITS		P							P							P						P						
2507	WITHIN NORMAL LIMITS		P							P							P						P						
2508	WITHIN NORMAL LIMITS		P							P							P						P						
2509	WITHIN NORMAL LIMITS		P							P							P						P						
2510	WITHIN NORMAL LIMITS		P							P							P						P						
2511	WITHIN NORMAL LIMITS		P							P							P						P						
2512	INCISORS BROKEN/MISSING		P																										
	WITHIN NORMAL LIMITS									P							P						P						
2513	WITHIN NORMAL LIMITS		P							P							P						P						
2514	WITHIN NORMAL LIMITS		P							P							P						P						

CODE: 1-SLIGHT 2-MODERATE 3-MARKED P-PRESENT

Huntingdon Life Sciences 00-4207

APPENDIX E - P0 GENERATION

BASELINE GASOLINE VAPOR CONDENSATE:A TWO-GENERATION WHOLE-BODY
INHALATION REPRODUCTION TOXICITY STUDY IN RATS

INDIVIDUAL CLINICAL OBSERVATIONS DURING GESTATION

GROUP II 2,000 MG/M3

FEMALE#	OBSERVATIONS	DAY OF GESTATION 0	1	2	3	4	5	6	7	8	9	10	11	12	13	14	15	16	17	18	19	20	21	22	23	24	25	26
2515	WITHIN NORMAL LIMITS	P							P							P						P						
2516	WITHIN NORMAL LIMITS	P							P							P						P						
2517	ALOPECIA - EXTREMITIES/SNOUT	2							2							2						2						
2518	ALOPECIA - GENERAL	3							3							3						3						
	ALOPECIA - EXTREMITIES/SNOUT	3							3							3						3						
2519	WITHIN NORMAL LIMITS	P							P							P						P						
2520	WITHIN NORMAL LIMITS	P							P							P						P						
2521	ALOPECIA - EXTREMITIES/SNOUT																					3						
	WITHIN NORMAL LIMITS	P							P							P												
2522	WITHIN NORMAL LIMITS	P							P							P						P						
2523	ALOPECIA - EXTREMITIES/SNOUT	2							2							2						2						
2525	ALOPECIA - EXTREMITIES/SNOUT	2							2							2						2						
2526	WITHIN NORMAL LIMITS	P							P							P						P						

CODE: 1-SLIGHT 2-MODERATE 3-MARKED P-PRESENT

Huntingdon Life Sciences 00-4207

APPENDIX E - P0 GENERATION

BASELINE GASOLINE VAPOR CONDENSATE:A TWO-GENERATION WHOLE-BODY
INHALATION REPRODUCTION TOXICITY STUDY IN RATS

INDIVIDUAL CLINICAL OBSERVATIONS DURING GESTATION

GROUP III 10,000 MG/M3

FEMALE#	OBSERVATIONS	DAY OF GESTATION	0	1	2	3	4	5	6	7	8	9	10	11	12	13	14	15	16	17	18	19	20	21	22	23	24	25	26
3501	ALOPECIA - EXTREMITIES/SNOUT																						2						
	WITHIN NORMAL LIMITS		P							P							P												
3502	WITHIN NORMAL LIMITS		P							P							P						P						
3504	WITHIN NORMAL LIMITS		P							P							P						P						
3505	WITHIN NORMAL LIMITS		P							P							P						P						
3506	WITHIN NORMAL LIMITS		P							P							P						P						
3507	WITHIN NORMAL LIMITS		P							P							P						P						
3508	WITHIN NORMAL LIMITS		P							P							P						P						
3509	ALOPECIA - EXTREMITIES/SNOUT		2							2							2						2						
3510	TERMINAL SACRIFICE																											P	
	WITHIN NORMAL LIMITS		P							P							P						P						
3511	WITHIN NORMAL LIMITS		P							P							P						P						
3512	WITHIN NORMAL LIMITS		P							P							P						P						
3513	WITHIN NORMAL LIMITS		P							P							P						P						
3514	WITHIN NORMAL LIMITS		P							P							P						P						
3515	WITHIN NORMAL LIMITS		P							P							P						P						
3516	WITHIN NORMAL LIMITS		P							P							P						P						

CODE: 1-SLIGHT 2-MODERATE 3-MARKED P-PRESENT

Huntingdon Life Sciences 00-4207

APPENDIX E - P0 GENERATION

BASELINE GASOLINE VAPOR CONDENSATE:A TWO-GENERATION WHOLE-BODY
INHALATION REPRODUCTION TOXICITY STUDY IN RATS

INDIVIDUAL CLINICAL OBSERVATIONS DURING GESTATION

GROUP III 10,000 MG/M3

FEMALE#	OBSERVATIONS	DAY OF GESTATION	0	1	2	3	4	5	6	7	8	9	10	11	12	13	14	15	16	17	18	19	20	21	22	23	24	25	26
3517	WITHIN NORMAL LIMITS		P							P							P						P						
3518	ALOPECIA - EXTREMITIES/SNOUT																						3						
	WITHIN NORMAL LIMITS		P							P							P												
3519	WITHIN NORMAL LIMITS		P							P							P						P						
3520	TERMINAL SACRIFICE																											P	
	WITHIN NORMAL LIMITS		P							P							P						P						
3521	WITHIN NORMAL LIMITS		P							P							P						P						
3522	WITHIN NORMAL LIMITS		P							P							P						P						
3523	WITHIN NORMAL LIMITS		P							P							P						P						
3525	ALOPECIA - EXTREMITIES/SNOUT																2						2						
	WITHIN NORMAL LIMITS		P							P																			
3526	ALOPECIA - EXTREMITIES/SNOUT																						2						
	WITHIN NORMAL LIMITS		P							P							P												

CODE: 1-SLIGHT 2-MODERATE 3-MARKED P-PRESENT

Huntingdon Life Sciences 00-4207

APPENDIX E - P0 GENERATION

BASELINE GASOLINE VAPOR CONDENSATE:A TWO-GENERATION WHOLE-BODY
INHALATION REPRODUCTION TOXICITY STUDY IN RATS

INDIVIDUAL CLINICAL OBSERVATIONS DURING GESTATION

GROUP IV 20,000 MG/M3

FEMALE#	OBSERVATIONS	DAY OF GESTATION 0	1	2	3	4	5	6	7	8	9	10	11	12	13	14	15	16	17	18	19	20	21	22	23	24	25	26
4501	WITHIN NORMAL LIMITS	P							P							P						P						
4502	WITHIN NORMAL LIMITS	P							P							P						P						
4503	WITHIN NORMAL LIMITS	P							P							P						P						
4504	WITHIN NORMAL LIMITS	P							P							P						P						
4505	WITHIN NORMAL LIMITS	P							P							P						P						
4506	WITHIN NORMAL LIMITS	P							P							P						P						
4507	ALOPECIA - EXTREMITIES/SNOUT	2							2							2						2						
4508	WITHIN NORMAL LIMITS	P							P							P						P						
4509	WITHIN NORMAL LIMITS	P							P							P						P						
4510	INCISORS BROKEN/MISSING								P																			
	WITHIN NORMAL LIMITS	P														P						P						
4511	WITHIN NORMAL LIMITS	P							P							P						P						
4512	WITHIN NORMAL LIMITS	P							P							P						P						
4513	INCISORS BROKEN/MISSING	P																										
	WITHIN NORMAL LIMITS								P							P						P						
4514	WITHIN NORMAL LIMITS	P							P							P						P						
4515	WITHIN NORMAL LIMITS	P							P							P						P						

CODE: 1-SLIGHT 2-MODERATE 3-MARKED P-PRESENT

Huntingdon Life Sciences 00-4207

APPENDIX E - P0 GENERATION

BASELINE GASOLINE VAPOR CONDENSATE:A TWO-GENERATION WHOLE-BODY
INHALATION REPRODUCTION TOXICITY STUDY IN RATS

INDIVIDUAL CLINICAL OBSERVATIONS DURING GESTATION

GROUP IV 20,000 MG/M3

FEMALE#	OBSERVATIONS	DAY OF GESTATION 0 1 2 3 4 5 6 7 8 9	1 1 1 1 1 1 1 1 1 1 0 1 2 3 4 5 6 7 8 9	2 2 2 2 2 2 0 1 2 3 4 5 6
4516	WITHIN NORMAL LIMITS	P	P	P	P
4517	WITHIN NORMAL LIMITS	P	P	P	P
4518	WITHIN NORMAL LIMITS	P	P	P	P
4519	INCISORS BROKEN/MISSING	P			
	WITHIN NORMAL LIMITS		P	P	P
4520	WITHIN NORMAL LIMITS	P	P	P	P
4521	WITHIN NORMAL LIMITS	P	P	P	P
4522	WITHIN NORMAL LIMITS	P	P	P	P
4524	WITHIN NORMAL LIMITS	P	P	P	P
4525	WITHIN NORMAL LIMITS	P	P	P	P
4526	WITHIN NORMAL LIMITS	P	P	P	P

CODE: 1-SLIGHT 2-MODERATE 3-MARKED P-PRESENT

Huntingdon Life Sciences 00-4207B

APPENDIX E - F1 GENERATION

BASELINE GASOLINE VAPOR CONDENSATE: A TWO-GENERATION WHOLE-BODY
INHALATION REPRODUCTION TOXICITY STUDY IN RATS

INDIVIDUAL CLINICAL OBSERVATIONS DURING GESTATION

GROUP I 0 MG/M3

FEMALE#	OBSERVATIONS	DAY OF GESTATION 0 1 2 3 4 5 6 7 8 9	1 1 1 1 1 1 1 1 1 1 0 1 2 3 4 5 6 7 8 9	2 2 2 2 2 2 2 0 1 2 3 4 5 6
1527	WITHIN NORMAL LIMITS	P	P	P	P
1528	WITHIN NORMAL LIMITS	P	P	P	P
1529	WITHIN NORMAL LIMITS	P	P	P	P
1530	WITHIN NORMAL LIMITS	P	P	P	P
1531	WITHIN NORMAL LIMITS	P	P	P	P
1532	ALOPECIA - EXTREMITIES/SNOUT	3	3	3	3
1533	ALOPECIA - EXTREMITIES/SNOUT	2	2	2	2
1534	WITHIN NORMAL LIMITS	P	P	P	P
1535	WITHIN NORMAL LIMITS	P	P	P	P
1536	WITHIN NORMAL LIMITS	P	P	P	P
1537	WITHIN NORMAL LIMITS	P	P	P	P
1538	WITHIN NORMAL LIMITS	P	P	P	P
1539	WITHIN NORMAL LIMITS	P	P	P	P
1541	ALOPECIA - EXTREMITIES/SNOUT	2	2	2	2
1542	WITHIN NORMAL LIMITS	P	P	P	P
1543	WITHIN NORMAL LIMITS	P	P	P	P

CODE: 1-SLIGHT 2-MODERATE 3-MARKED P-PRESENT

Huntingdon Life Sciences 00-4207B

APPENDIX E - F1 GENERATION

BASELINE GASOLINE VAPOR CONDENSATE: A TWO-GENERATION WHOLE-BODY
INHALATION REPRODUCTION TOXICITY STUDY IN RATS

INDIVIDUAL CLINICAL OBSERVATIONS DURING GESTATION

GROUP I 0 MG/M3

FEMALE#	OBSERVATIONS	DAY OF GESTATION 0	1	2	3	4	5	6	7	8	9	10	11	12	13	14	15	16	17	18	19	20	21	22	23	24	25	26
1544	WITHIN NORMAL LIMITS	P							P							P						P						
1545	WITHIN NORMAL LIMITS	P							P							P						P						
1546	WITHIN NORMAL LIMITS	P							P							P						P						
1547	INCISORS MALOCCLUDED	P							P							P						P						
	INCISORS BROKEN/MISSING															P						P						
1548	WITHIN NORMAL LIMITS	P							P							P						P						
1549	WITHIN NORMAL LIMITS	P							P							P						P						
1550	WITHIN NORMAL LIMITS	P							P							P						P						
1551	WITHIN NORMAL LIMITS	P							P							P						P						
1552	WITHIN NORMAL LIMITS	P							P							P						P						

CODE: 1-SLIGHT 2-MODERATE 3-MARKED P-PRESENT

Huntingdon Life Sciences 00-4207B

APPENDIX E - F1 GENERATION

BASELINE GASOLINE VAPOR CONDENSATE: A TWO-GENERATION WHOLE-BODY
INHALATION REPRODUCTION TOXICITY STUDY IN RATS

INDIVIDUAL CLINICAL OBSERVATIONS DURING GESTATION

GROUP II 2,000 MG/M3

FEMALE#	OBSERVATIONS	DAY OF GESTATION 0 1 2 3 4 5 6 7 8 9	1 1 1 1 1 1 1 1 1 1 0 1 2 3 4 5 6 7 8 9	2 2 2 2 2 2 2 0 1 2 3 4 5 6
2527	WITHIN NORMAL LIMITS	P	P	P	P
2528	EARS SWOLLEN/RED - BILATERAL		P	P	P
	WITHIN NORMAL LIMITS	P			
2530	WITHIN NORMAL LIMITS	P	P	P	P
2531	WITHIN NORMAL LIMITS	P	P	P	P
2533	WITHIN NORMAL LIMITS	P	P	P	P
2535	WITHIN NORMAL LIMITS	P	P	P	P
2536	WITHIN NORMAL LIMITS	P	P	P	P
2537	WITHIN NORMAL LIMITS	P	P	P	P
2538	WITHIN NORMAL LIMITS	P	P	P	P
2539	WITHIN NORMAL LIMITS	P	P	P	P
2540	WITHIN NORMAL LIMITS	P	P	P	P
2541	WITHIN NORMAL LIMITS	P	P	P	P
2542	WITHIN NORMAL LIMITS	P	P	P	P
2543	ALOPECIA - EXTREMITIES/SNOUT	2	2	2	2
2544	ALOPECIA - EXTREMITIES/SNOUT	2	2	2	3
2545	ALOPECIA - EXTREMITIES/SNOUT	3	3	3	3

CODE: 1-SLIGHT 2-MODERATE 3-MARKED P-PRESENT

Huntingdon Life Sciences 00-4207B

APPENDIX E - F1 GENERATION

BASELINE GASOLINE VAPOR CONDENSATE: A TWO-GENERATION WHOLE-BODY
INHALATION REPRODUCTION TOXICITY STUDY IN RATS

INDIVIDUAL CLINICAL OBSERVATIONS DURING GESTATION

GROUP II 2,000 MG/M3

FEMALE#	OBSERVATIONS	DAY OF GESTATION 0	1	2	3	4	5	6	7	8	9	10	11	12	13	14	15	16	17	18	19	20	21	22	23	24	25	26
2546	WITHIN NORMAL LIMITS	P							P							P						P						
2547	WITHIN NORMAL LIMITS	P							P							P						P						
2548	SCABS								P							P												
	WITHIN NORMAL LIMITS	P																				P						
2549	WITHIN NORMAL LIMITS	P							P							P						P						
2550	WITHIN NORMAL LIMITS	P							P							P						P						
2552	WITHIN NORMAL LIMITS	P							P							P						P						

CODE: 1-SLIGHT 2-MODERATE 3-MARKED P-PRESENT

Huntingdon Life Sciences 00-4207B

APPENDIX E - F1 GENERATION

BASELINE GASOLINE VAPOR CONDENSATE: A TWO-GENERATION WHOLE-BODY
INHALATION REPRODUCTION TOXICITY STUDY IN RATS

INDIVIDUAL CLINICAL OBSERVATIONS DURING GESTATION

GROUP III 10000 MG/M3

FEMALE#	OBSERVATIONS	DAY OF GESTATION 0	1	2	3	4	5	6	7	8	9	10	11	12	13	14	15	16	17	18	19	20	21	22	23	24	25	26
3527	TERMINAL SACRIFICE																										P	
	WITHIN NORMAL LIMITS	P							P							P						P						
3529	WITHIN NORMAL LIMITS	P							P							P						P						
3530	WITHIN NORMAL LIMITS	P							P							P						P						
3531	WITHIN NORMAL LIMITS	P							P							P						P						
3532	WITHIN NORMAL LIMITS	P							P							P						P						
3533	WITHIN NORMAL LIMITS	P							P							P						P						
3534	WITHIN NORMAL LIMITS	P							P							P						P						
3535	WITHIN NORMAL LIMITS	P							P							P						P						
3536	WITHIN NORMAL LIMITS	P							P							P						P						
3537	TERMINAL SACRIFICE																										P	
	WITHIN NORMAL LIMITS	P							P							P						P						
3538	WITHIN NORMAL LIMITS	P							P							P						P						
3539	WITHIN NORMAL LIMITS	P							P							P						P						
3540	WITHIN NORMAL LIMITS	P							P							P						P						
3541	WITHIN NORMAL LIMITS	P							P							P						P						
3543	WITHIN NORMAL LIMITS	P							P							P						P						

CODE: 1-SLIGHT 2-MODERATE 3-MARKED P-PRESENT

Huntingdon Life Sciences 00-4207B

APPENDIX E - F1 GENERATION

BASELINE GASOLINE VAPOR CONDENSATE: A TWO-GENERATION WHOLE-BODY
INHALATION REPRODUCTION TOXICITY STUDY IN RATS

INDIVIDUAL CLINICAL OBSERVATIONS DURING GESTATION

GROUP III 10000 MG/M3

FEMALE#	OBSERVATIONS	DAY OF GESTATION 0	1	2	3	4	5	6	7	8	9	10	11	12	13	14	15	16	17	18	19	20	21	22	23	24	25	26
3544	WITHIN NORMAL LIMITS	P							P							P						P						
3545	ALOPECIA - EXTREMITIES/SNOUT	3																										
	WITHIN NORMAL LIMITS								P							P						P						
3546	WITHIN NORMAL LIMITS	P							P							P						P						
3547	WITHIN NORMAL LIMITS	P							P							P						P						
3548	WITHIN NORMAL LIMITS	P							P							P						P						
3549	WITHIN NORMAL LIMITS	P							P							P						P						
3550	ALOPECIA - EXTREMITIES/SNOUT															2						2						
	INCISORS MALOCCLUDED	P							P																			
3551	WITHIN NORMAL LIMITS	P							P							P						P						
3552	WITHIN NORMAL LIMITS	P							P							P						P						

CODE: 1-SLIGHT 2-MODERATE 3-MARKED P-PRESENT

Huntingdon Life Sciences 00-4207B

APPENDIX E - F1 GENERATION

BASELINE GASOLINE VAPOR CONDENSATE: A TWO-GENERATION WHOLE-BODY
INHALATION REPRODUCTION TOXICITY STUDY IN RATS

INDIVIDUAL CLINICAL OBSERVATIONS DURING GESTATION

GROUP IV 20000 MG/M3

FEMALE#	OBSERVATIONS	DAY OF GESTATION 0 1 2 3 4 5 6 7 8 9	1 1 1 1 1 1 1 1 1 1 0 1 2 3 4 5 6 7 8 9	2 2 2 2 2 2 0 1 2 3 4 5 6
4527	WITHIN NORMAL LIMITS	P	P	P P
4528	WITHIN NORMAL LIMITS	P	P	P P
4529	ALOPECIA - EXTREMITIES/SNOUT	2	2	2 2
4530	WITHIN NORMAL LIMITS	P	P	P P
4531	WITHIN NORMAL LIMITS	P	P	P P
4532	ALOPECIA - EXTREMITIES/SNOUT	2	2	2 2
4533	WITHIN NORMAL LIMITS	P	P	P P
4535	WITHIN NORMAL LIMITS	P	P	P P
4536	WITHIN NORMAL LIMITS	P	P	P P
4537	CHROMODACRYORRHEA - UNILATERAL			P P
	WITHIN NORMAL LIMITS	P	P	
4539	WITHIN NORMAL LIMITS	P	P	P P
4540	WITHIN NORMAL LIMITS	P	P	P P
4541	WITHIN NORMAL LIMITS	P	P	P P
4542	WITHIN NORMAL LIMITS	P	P	P P
4543	WITHIN NORMAL LIMITS	P	P	P P
4544	WITHIN NORMAL LIMITS	P	P	P P

CODE: 1-SLIGHT 2-MODERATE 3-MARKED P-PRESENT

Huntingdon Life Sciences 00-4207B

APPENDIX E - F1 GENERATION

BASELINE GASOLINE VAPOR CONDENSATE: A TWO-GENERATION WHOLE-BODY
INHALATION REPRODUCTION TOXICITY STUDY IN RATS

INDIVIDUAL CLINICAL OBSERVATIONS DURING GESTATION

GROUP IV 20000 MG/M3

FEMALE#	OBSERVATIONS	DAY OF GESTATION 0	1	2	3	4	5	6	7	8	9	10	11	12	13	14	15	16	17	18	19	20	21	22	23	24	25	26
4545	WITHIN NORMAL LIMITS	P							P							P						P						
4546	WITHIN NORMAL LIMITS	P							P							P						P						
4547	WITHIN NORMAL LIMITS	P							P							P						P						
4548	WITHIN NORMAL LIMITS	P							P							P						P						
4549	WITHIN NORMAL LIMITS	P							P							P						P						
4550	WITHIN NORMAL LIMITS	P							P							P						P						
4551	ALOPECIA - EXTREMITIES/SNOUT								2							2						2						
	WITHIN NORMAL LIMITS	P																										
4552	WITHIN NORMAL LIMITS	P							P							P						P						

CODE: 1-SLIGHT 2-MODERATE 3-MARKED P-PRESENT

Huntingdon Life Sciences 00-4207

APPENDIX F - P0 GENERATION

BASELINE GASOLINE VAPOR CONDENSATE:A TWO-GENERATION WHOLE-BODY
INHALATION REPRODUCTION TOXICITY STUDY IN RATS

INDIVIDUAL MATERNAL CLINICAL OBSERVATIONS DURING LACTATION

GROUP I 0 MG/M3

FEMALE#	OBSERVATIONS	DAY OF LACTATION 0	1	2	3	4	5	6	7	8	9	10	11	12	13	14	15	16	17	18	19	20	21	22	23	24	25	26	27	28
1501	TERMINAL SACRIFICE																													P
	INCISORS BROKEN/MISSING								P							P								P						P
	INCISORS MALOCCLUDED			P		P			P							P								P						
1502	WITHIN NORMAL LIMITS			P		P			P							P														
	TERMINAL SACRIFICE																													P
	MASS																							1						1
1504	WITHIN NORMAL LIMITS			P		P			P							P								P						P
	TERMINAL SACRIFICE																													P
1505	WITHIN NORMAL LIMITS			P		P			P							P								P						P
	TERMINAL SACRIFICE																													P
1506	WITHIN NORMAL LIMITS			P		P			P							P								P						P
	TERMINAL SACRIFICE																													P
1507	WITHIN NORMAL LIMITS			P		P			P							P								P						P
	TERMINAL SACRIFICE																													P
1508	WITHIN NORMAL LIMITS			P		P			P							P								P						P
	TERMINAL SACRIFICE																													P
1509	WITHIN NORMAL LIMITS			P		P			P							P								P						P
	TERMINAL SACRIFICE																													P
1510	WITHIN NORMAL LIMITS			P		P			P							P								P						P
	TERMINAL SACRIFICE																													P
1512	WITHIN NORMAL LIMITS			P		P			P							P								P						P
	TERMINAL SACRIFICE																													P

CODE: 1-SLIGHT 2-MODERATE 3-MARKED P-PRESENT

Huntingdon Life Sciences 00-4207

APPENDIX F - P0 GENERATION

BASELINE GASOLINE VAPOR CONDENSATE:A TWO-GENERATION WHOLE-BODY
INHALATION REPRODUCTION TOXICITY STUDY IN RATS

INDIVIDUAL MATERNAL CLINICAL OBSERVATIONS DURING LACTATION

GROUP I 0 MG/M3

FEMALE#	OBSERVATIONS	DAY OF LACTATION 0	1	2	3	4	5	6	7	8	9	10	11	12	13	14	15	16	17	18	19	20	21	22	23	24
1513	WITHIN NORMAL LIMITS		P		P			P							P							P				P
	TERMINAL SACRIFICE																									P
1514	WITHIN NORMAL LIMITS		P		P			P							P							P				P
	TERMINAL SACRIFICE																									P
1515	WITHIN NORMAL LIMITS		P		P			P							P							P				P
	TERMINAL SACRIFICE																									P
1516	WITHIN NORMAL LIMITS		P		P			P							P							P				
	TERMINAL SACRIFICE																									P
	ALOPECIA - EXTREMITIES/SNOUT																									2
1517	WITHIN NORMAL LIMITS		P		P			P							P							P				P
	TERMINAL SACRIFICE																									P
1518	TERMINAL SACRIFICE																									P
	ALOPECIA - GENERAL		2		2			2							2							2				2
	ALOPECIA - EXTREMITIES/SNOUT		3		3			3							3							3				3
	CHROMODACRYORRHEA - UNILATERAL																					P				
	INCISORS MALOCCLUDED																					P				P
1519	WITHIN NORMAL LIMITS		P		P			P							P							P				P
	TERMINAL SACRIFICE																									P
1520	WITHIN NORMAL LIMITS		P		P			P							P							P				P
	TERMINAL SACRIFICE																									P
1521	WITHIN NORMAL LIMITS		P		P			P							P							P				P
	TERMINAL SACRIFICE																									P

CODE: 1-SLIGHT 2-MODERATE 3-MARKED P-PRESENT

Huntingdon Life Sciences 00-4207

APPENDIX F - P0 GENERATION

BASELINE GASOLINE VAPOR CONDENSATE:A TWO-GENERATION WHOLE-BODY
INHALATION REPRODUCTION TOXICITY STUDY IN RATS

INDIVIDUAL MATERNAL CLINICAL OBSERVATIONS DURING LACTATION

GROUP I 0 MG/M3

FEMALE#	OBSERVATIONS	DAY OF LACTATION 0	1	2	3	4	5	6	7	8	9	10	11	12	13	14	15	16	17	18	19	20	21	22	23	24	25	26	27	28
1522	TERMINAL SACRIFICE																													P
	ALOPECIA - EXTREMITIES/SNOUT			2		2			2							2								2						2
1523	TERMINAL SACRIFICE																													P
	ALOPECIA - EXTREMITIES/SNOUT			2		2			2							2								2						2
1524	WITHIN NORMAL LIMITS			P		P																								
	TERMINAL SACRIFICE																													P
	ALOPECIA - EXTREMITIES/SNOUT								2							2								2						2
1525	WITHIN NORMAL LIMITS			P		P			P							P								P						P
	TERMINAL SACRIFICE																													P
1526	WITHIN NORMAL LIMITS					P			P							P								P						P
	TERMINAL SACRIFICE																													P
	INCISORS BROKEN/MISSING			P																										

CODE: 1-SLIGHT 2-MODERATE 3-MARKED P-PRESENT

Huntingdon Life Sciences 00-4207

APPENDIX F - P0 GENERATION

BASELINE GASOLINE VAPOR CONDENSATE:A TWO-GENERATION WHOLE-BODY
INHALATION REPRODUCTION TOXICITY STUDY IN RATS

INDIVIDUAL MATERNAL CLINICAL OBSERVATIONS DURING LACTATION

GROUP II 2,000 MG/M3

FEMALE#	OBSERVATIONS	DAY OF LACTATION 0	1	2	3	4	5	6	7	8	9	10	11	12	13	14	15	16	17	18	19	20	21	22	23	24	25	26	27	28
2501	WITHIN NORMAL LIMITS		P			P			P							P							P							P
	TERMINAL SACRIFICE																													P
2502	TERMINAL SACRIFICE																													P
	MASS		2			2			2							2							2							3
2504	TERMINAL SACRIFICE																													P
	ALOPECIA - EXTREMITIES/SNOUT		2			2			2							2							2							2
2505	WITHIN NORMAL LIMITS		P			P																								
	TERMINAL SACRIFICE																													P
	ALOPECIA - EXTREMITIES/SNOUT								2							2							2							2
2506	WITHIN NORMAL LIMITS		P			P			P							P							P							P
	TERMINAL SACRIFICE																													P
2507	WITHIN NORMAL LIMITS		P			P			P							P							P							P
	TERMINAL SACRIFICE																													P
2508	WITHIN NORMAL LIMITS		P			P			P							P							P							P
	TERMINAL SACRIFICE																													P
2509	WITHIN NORMAL LIMITS		P			P			P							P							P							P
	TERMINAL SACRIFICE																													P
2510	WITHIN NORMAL LIMITS		P			P			P							P							P							P
	TERMINAL SACRIFICE																													P
2511	WITHIN NORMAL LIMITS		P			P			P							P							P							P
	TERMINAL SACRIFICE																													P

CODE: 1-SLIGHT 2-MODERATE 3-MARKED P-PRESENT

Huntingdon Life Sciences 00-4207

APPENDIX F - P0 GENERATION

BASELINE GASOLINE VAPOR CONDENSATE:A TWO-GENERATION WHOLE-BODY
INHALATION REPRODUCTION TOXICITY STUDY IN RATS

INDIVIDUAL MATERNAL CLINICAL OBSERVATIONS DURING LACTATION

GROUP II 2,000 MG/M3

FEMALE#	OBSERVATIONS	DAY OF LACTATION 0	1	2	3	4	5	6	7	8	9	10	11	12	13	14	15	16	17	18	19	20	21	22	23	24	25	26	27	28
2512	WITHIN NORMAL LIMITS		P		P			P							P								P							P
	TERMINAL SACRIFICE																													P
2513	WITHIN NORMAL LIMITS		P		P			P							P								P							P
	TERMINAL SACRIFICE																													P
2514	WITHIN NORMAL LIMITS		P		P			P							P								P							P
	TERMINAL SACRIFICE																													P
2515	WITHIN NORMAL LIMITS		P		P			P							P								P							P
	TERMINAL SACRIFICE																													P
2516	WITHIN NORMAL LIMITS		P		P			P							P								P							P
	TERMINAL SACRIFICE																													P
2517	WITHIN NORMAL LIMITS				P										P															P
	TERMINAL SACRIFICE																													P
	ALOPECIA - EXTREMITIES/SNOUT		2					2															2							
2518	TERMINAL SACRIFICE																													P
	ALOPECIA - GENERAL		3		3			3							3								3							3
	ALOPECIA - EXTREMITIES/SNOUT		3		3			3							3								3							3
2519	WITHIN NORMAL LIMITS		P		P			P							P								P							P
	TERMINAL SACRIFICE																													P
2520	WITHIN NORMAL LIMITS		P		P			P							P								P							P
	TERMINAL SACRIFICE																													P
2521	TERMINAL SACRIFICE																													P
	ALOPECIA - EXTREMITIES/SNOUT		3		3			3							3								3							2

CODE: 1-SLIGHT 2-MODERATE 3-MARKED P-PRESENT

Huntingdon Life Sciences 00-4207

APPENDIX F - P0 GENERATION

BASELINE GASOLINE VAPOR CONDENSATE:A TWO-GENERATION WHOLE-BODY
INHALATION REPRODUCTION TOXICITY STUDY IN RATS

INDIVIDUAL MATERNAL CLINICAL OBSERVATIONS DURING LACTATION

GROUP II 2,000 MG/M3

FEMALE#	OBSERVATIONS	DAY OF LACTATION 0	1	2	3	4	5	6	7	8	9	10	11	12	13	14	15	16	17	18	19	20	21	22	23	24	25	26	27	28
2522	WITHIN NORMAL LIMITS		P			P			P						P							P								P
	TERMINAL SACRIFICE																													P
2523	WITHIN NORMAL LIMITS		P			P			P						P							P								P
	TERMINAL SACRIFICE																													P
2524	WITHIN NORMAL LIMITS		P																											
	TERMINAL SACRIFICE																													P
	EARS SWOLLEN/RED - BILATERAL					P			P						P							P								P
2525	TERMINAL SACRIFICE																													P
	ALOPECIA - EXTREMITIES/SNOUT		2			3			3						3							2								3
2526	TERMINAL SACRIFICE																													P
	ALOPECIA - EXTREMITIES/SNOUT		2			2			2						2							2								2

CODE: 1-SLIGHT 2-MODERATE 3-MARKED P-PRESENT

Huntingdon Life Sciences 00-4207

APPENDIX F - P0 GENERATION

BASELINE GASOLINE VAPOR CONDENSATE:A TWO-GENERATION WHOLE-BODY
INHALATION REPRODUCTION TOXICITY STUDY IN RATS

INDIVIDUAL MATERNAL CLINICAL OBSERVATIONS DURING LACTATION

GROUP III 10,000 MG/M3

FEMALE#	OBSERVATIONS	DAY OF LACTATION 0	1	2	3	4	5	6	7	8	9	10	11	12	13	14	15	16	17	18	19	20	21	22	23	24	25	26	27	28
3501	TERMINAL SACRIFICE																													P
	ALOPECIA - EXTREMITIES/SNOUT			2		2			2							2								2						2
3502	WITHIN NORMAL LIMITS			P		P			P							P								P						P
	TERMINAL SACRIFICE																													P
3503	TERMINAL SACRIFICE																													P
	INCISORS MALOCCLUDED			P		P			P							P								P						P
3504	WITHIN NORMAL LIMITS			P		P			P							P								P						P
	TERMINAL SACRIFICE																													P
3505	WITHIN NORMAL LIMITS			P		P			P							P								P						P
	TERMINAL SACRIFICE																													P
3506	WITHIN NORMAL LIMITS			P		P			P							P								P						P
	TERMINAL SACRIFICE																													P
3507	WITHIN NORMAL LIMITS			P		P			P							P								P						P
	TERMINAL SACRIFICE																													P
3508	WITHIN NORMAL LIMITS			P		P			P							P								P						P
	TERMINAL SACRIFICE																													P
3509	TERMINAL SACRIFICE																													P
	ALOPECIA - EXTREMITIES/SNOUT			2		2			2							2								2						2
3511	WITHIN NORMAL LIMITS			P																										
	TERMINAL SACRIFICE																													P
	EARS SWOLLEN/RED - BILATERAL					P			P							P								P						P

CODE: 1-SLIGHT 2-MODERATE 3-MARKED P-PRESENT

Huntingdon Life Sciences 00-4207

APPENDIX F - P0 GENERATION

BASELINE GASOLINE VAPOR CONDENSATE:A TWO-GENERATION WHOLE-BODY
INHALATION REPRODUCTION TOXICITY STUDY IN RATS

INDIVIDUAL MATERNAL CLINICAL OBSERVATIONS DURING LACTATION

GROUP III 10,000 MG/M3

FEMALE#	OBSERVATIONS	DAY OF LACTATION 0	1	2	3	4	5	6	7	8	9	10	11	12	13	14	15	16	17	18	19	20	21	22	23	24	25	26	27	28
3512	WITHIN NORMAL LIMITS		P			P			P							P							P							P
	TERMINAL SACRIFICE																													P
3513	WITHIN NORMAL LIMITS		P			P			P							P							P							P
	TERMINAL SACRIFICE																													P
3514	WITHIN NORMAL LIMITS		P			P			P							P							P							P
	TERMINAL SACRIFICE																													P
3515	WITHIN NORMAL LIMITS		P			P			P							P							P							P
	TERMINAL SACRIFICE																													P
3516	WITHIN NORMAL LIMITS		P			P			P							P							P							P
	TERMINAL SACRIFICE																													P
3517	WITHIN NORMAL LIMITS		P			P			P							P							P							P
	TERMINAL SACRIFICE																													P
3518	TERMINAL SACRIFICE																													P
	ALOPECIA - EXTREMITIES/SNOUT		3			3			3							3							3							3
3519	WITHIN NORMAL LIMITS		P			P			P							P							P							P
	TERMINAL SACRIFICE																													P
3521	WITHIN NORMAL LIMITS		P			P																								
	FOUND DEAD							P																						
3522	WITHIN NORMAL LIMITS		P			P			P							P							P							P
	TERMINAL SACRIFICE																													P

CODE: 1-SLIGHT 2-MODERATE 3-MARKED P-PRESENT

Huntingdon Life Sciences 00-4207

APPENDIX F - P0 GENERATION

BASELINE GASOLINE VAPOR CONDENSATE:A TWO-GENERATION WHOLE-BODY
INHALATION REPRODUCTION TOXICITY STUDY IN RATS

INDIVIDUAL MATERNAL CLINICAL OBSERVATIONS DURING LACTATION

GROUP III 10,000 MG/M3

FEMALE#	OBSERVATIONS	DAY OF LACTATION 0	1	2	3	4	5	6	7	8	9	10	11	12	13	14	15	16	17	18	19	20	21	22	23	24	25	26	27	28
3523	WITHIN NORMAL LIMITS		P			P			P							P							P							P
	TERMINAL SACRIFICE																													P
3524	TERMINAL SACRIFICE																													P
	ALOPECIA - EXTREMITIES/SNOUT								2							2							2							2
	LACRIMATION - UNILATERAL		2			2																								
	CHROMODACRYORRHEA - UNILATERAL		P			P			P							P							P							P
	INCISORS BROKEN/MISSING																						P							
	INCISORS MALOCCLUDED																						P							P
3525	WITHIN NORMAL LIMITS								P							P							P							P
	TERMINAL SACRIFICE																													P
	ALOPECIA - EXTREMITIES/SNOUT		2			2																								
3526	WITHIN NORMAL LIMITS					P			P																					
	TERMINAL SACRIFICE																													P
	ALOPECIA - EXTREMITIES/SNOUT		2													2							2							2

CODE: 1-SLIGHT 2-MODERATE 3-MARKED P-PRESENT

Huntingdon Life Sciences 00-4207

APPENDIX F - P0 GENERATION

BASELINE GASOLINE VAPOR CONDENSATE:A TWO-GENERATION WHOLE-BODY
INHALATION REPRODUCTION TOXICITY STUDY IN RATS

INDIVIDUAL MATERNAL CLINICAL OBSERVATIONS DURING LACTATION

GROUP IV 20,000 MG/M3

FEMALE#	OBSERVATIONS	DAY OF LACTATION	0	1	2	3	4	5	6	7	8	9	10	11	12	13	14	15	16	17	18	19	20	21	22	23	24	25	26	27	28
4501	WITHIN NORMAL LIMITS		P					P								P								P						P	
	TERMINAL SACRIFICE																													P	
4502	WITHIN NORMAL LIMITS		P				P			P								P							P							P
	TERMINAL SACRIFICE																															P
4503	WITHIN NORMAL LIMITS		P				P			P								P							P							P
	TERMINAL SACRIFICE																															P
4504	WITHIN NORMAL LIMITS		P				P			P								P							P							P
	TERMINAL SACRIFICE																															P
4505	WITHIN NORMAL LIMITS		P				P			P								P							P							P
	TERMINAL SACRIFICE																															P
4506	WITHIN NORMAL LIMITS		P				P			P								P							P							P
	TERMINAL SACRIFICE																															P
4507	WITHIN NORMAL LIMITS																								P							
	TERMINAL SACRIFICE																															P
	ALOPECIA - EXTREMITIES/SNOUT		2				2			2								2														2
4508	WITHIN NORMAL LIMITS		P				P			P								P							P							P
	TERMINAL SACRIFICE																															P
4509	WITHIN NORMAL LIMITS		P				P			P								P							P							P
	TERMINAL SACRIFICE																															P
4510	WITHIN NORMAL LIMITS		P				P			P								P							P							P
	TERMINAL SACRIFICE																															P

CODE: 1-SLIGHT 2-MODERATE 3-MARKED P-PRESENT

Huntingdon Life Sciences 00-4207

APPENDIX F - P0 GENERATION

BASELINE GASOLINE VAPOR CONDENSATE:A TWO-GENERATION WHOLE-BODY
INHALATION REPRODUCTION TOXICITY STUDY IN RATS

INDIVIDUAL MATERNAL CLINICAL OBSERVATIONS DURING LACTATION

GROUP IV 20,000 MG/M3

FEMALE#	OBSERVATIONS	DAY OF LACTATION 0	1	2	3	4	5	6	7	8	9	10	11	12	13	14	15	16	17	18	19	20	21	22	23	24	25	26	27	28
4511	WITHIN NORMAL LIMITS		P			P			P						P								P							P
	TERMINAL SACRIFICE																													P
4512	WITHIN NORMAL LIMITS		P			P			P						P								P							P
	TERMINAL SACRIFICE																													P
4513	WITHIN NORMAL LIMITS		P			P			P						P								P							P
	TERMINAL SACRIFICE																													P
4514	WITHIN NORMAL LIMITS		P			P			P						P								P							P
	TERMINAL SACRIFICE																													P
4515	WITHIN NORMAL LIMITS		P			P			P						P								P							P
	TERMINAL SACRIFICE																													P
4516	WITHIN NORMAL LIMITS		P			P			P						P								P							P
	TERMINAL SACRIFICE																													P
4517	WITHIN NORMAL LIMITS		P			P			P						P								P							P
	TERMINAL SACRIFICE																													P
4518	WITHIN NORMAL LIMITS		P			P			P						P								P							P
	TERMINAL SACRIFICE																													P
4519	WITHIN NORMAL LIMITS		P			P									P								P							P
	TERMINAL SACRIFICE																													P
	INCISORS BROKEN/MISSING								P																					
4520	WITHIN NORMAL LIMITS		P			P			P						P								P							P
	TERMINAL SACRIFICE																													P

CODE: 1-SLIGHT 2-MODERATE 3-MARKED P-PRESENT

Huntingdon Life Sciences 00-4207

APPENDIX F - P0 GENERATION

BASELINE GASOLINE VAPOR CONDENSATE:A TWO-GENERATION WHOLE-BODY
INHALATION REPRODUCTION TOXICITY STUDY IN RATS

INDIVIDUAL MATERNAL CLINICAL OBSERVATIONS DURING LACTATION

GROUP IV 20,000 MG/M3

FEMALE#	OBSERVATIONS	DAY OF LACTATION	0	1	2	3	4	5	6	7	8	9	10	11	12	13	14	15	16	17	18	19	20	21	22	23	24	25	26	27	28
4521	WITHIN NORMAL LIMITS			P		P			P							P								P							P
	TERMINAL SACRIFICE																														P
4522	TERMINAL SACRIFICE																														P
	ALOPECIA - EXTREMITIES/SNOUT			3		3			3							3								3							3
4524	WITHIN NORMAL LIMITS			P		P			P							P								P							P
	TERMINAL SACRIFICE																														P
4525	WITHIN NORMAL LIMITS			P		P			P							P								P							P
	TERMINAL SACRIFICE																														P
4526	WITHIN NORMAL LIMITS			P		P			P							P								P							P
	TERMINAL SACRIFICE																														P

CODE: 1-SLIGHT 2-MODERATE 3-MARKED P-PRESENT

Huntingdon Life Sciences 00-4207B

APPENDIX F - F1 GENERATION

BASELINE GASOLINE VAPOR CONDENSATE: A TWO-GENERATION WHOLE-BODY
INHALATION REPRODUCTION TOXICITY STUDY IN RATS

INDIVIDUAL MATERNAL CLINICAL OBSERVATIONS DURING LACTATION

GROUP I 0 MG/M3

FEMALE#	OBSERVATIONS	DAY OF LACTATION 0	1	2	3	4	5	6	7	8	9	10	11	12	13	14	15	16	17	18	19	20	21	22	23	24	25	26	27	28
1527	WITHIN NORMAL LIMITS		P			P			P							P							P							P
	TERMINAL SACRIFICE																													P
1528	WITHIN NORMAL LIMITS		P			P			P							P							P							P
	TERMINAL SACRIFICE																													P
1529	WITHIN NORMAL LIMITS		P			P			P							P							P							P
	TERMINAL SACRIFICE																													P
1530	WITHIN NORMAL LIMITS		P			P			P							P							P							P
	TERMINAL SACRIFICE																													P
1531	WITHIN NORMAL LIMITS		P			P			P							P							P							P
	TERMINAL SACRIFICE																													P
1532	TERMINAL SACRIFICE																													P
	ALOPECIA - EXTREMITIES/SNOUT		3			3			3							3							3							3
1533	TERMINAL SACRIFICE																													P
	ALOPECIA - EXTREMITIES/SNOUT		2			2			2							2							2							2
1534	WITHIN NORMAL LIMITS		P			P			P							P							P							P
	TERMINAL SACRIFICE																													P
1535	WITHIN NORMAL LIMITS		P			P			P							P							P							P
	TERMINAL SACRIFICE																													P
1536	WITHIN NORMAL LIMITS		P			P			P							P							P							P
	TERMINAL SACRIFICE																													P

CODE: 1-SLIGHT 2-MODERATE 3-MARKED P-PRESENT

Huntingdon Life Sciences 00-4207B

APPENDIX F - F1 GENERATION

BASELINE GASOLINE VAPOR CONDENSATE: A TWO-GENERATION WHOLE-BODY
INHALATION REPRODUCTION TOXICITY STUDY IN RATS

INDIVIDUAL MATERNAL CLINICAL OBSERVATIONS DURING LACTATION

GROUP I 0 MG/M3

FEMALE#	OBSERVATIONS	DAY OF LACTATION 0	1	2	3	4	5	6	7	8	9	10	11	12	13	14	15	16	17	18	19	20	21	22	23	24	25	26	27	28
1537	WITHIN NORMAL LIMITS		P			P			P							P							P							P
	TERMINAL SACRIFICE																													P
1538	WITHIN NORMAL LIMITS		P			P			P							P							P							P
	TERMINAL SACRIFICE																													P
1539	WITHIN NORMAL LIMITS		P			P			P							P							P							P
	TERMINAL SACRIFICE																													P
1541	WITHIN NORMAL LIMITS																													P
	TERMINAL SACRIFICE																													P
	ALOPECIA - EXTREMITIES/SNOUT		2			2			2							2							2							
1542	WITHIN NORMAL LIMITS		P			P			P							P							P							P
	TERMINAL SACRIFICE																													P
1543	WITHIN NORMAL LIMITS		P			P			P							P														P
	TERMINAL SACRIFICE																													P
	YELLOW ANO-GENITAL STAINING																						2							
1544	WITHIN NORMAL LIMITS		P			P			P							P							P							P
	TERMINAL SACRIFICE																													P
1545	WITHIN NORMAL LIMITS		P			P			P							P							P							P
	TERMINAL SACRIFICE																													P
1546	WITHIN NORMAL LIMITS		P			P			P							P							P							P
	TERMINAL SACRIFICE																													P
1547	TERMINAL SACRIFICE																													P
	ALOPECIA - EXTREMITIES/SNOUT																													2
	INCISORS MALOCCLUDED		P			P			P							P							P							P
	INCISORS BROKEN/MISSING		P			P																								

CODE: 1-SLIGHT 2-MODERATE 3-MARKED P-PRESENT

Huntingdon Life Sciences 00-4207B

APPENDIX F - F1 GENERATION

BASELINE GASOLINE VAPOR CONDENSATE: A TWO-GENERATION WHOLE-BODY
INHALATION REPRODUCTION TOXICITY STUDY IN RATS

INDIVIDUAL MATERNAL CLINICAL OBSERVATIONS DURING LACTATION

GROUP I 0 MG/M3

FEMALE#	OBSERVATIONS	DAY OF LACTATION 0	1	2	3	4	5	6	7	8	9	10	11	12	13	14	15	16	17	18	19	20	21	22	23	24	25	26	27	28
1548	WITHIN NORMAL LIMITS		P		P			P							P								P							P
	TERMINAL SACRIFICE																													P
1549	WITHIN NORMAL LIMITS		P		P			P							P								P							P
	TERMINAL SACRIFICE																													P
1550	WITHIN NORMAL LIMITS		P		P			P							P								P							P
	TERMINAL SACRIFICE																													P
1551	WITHIN NORMAL LIMITS		P		P			P							P								P							P
	TERMINAL SACRIFICE																													P
1552	WITHIN NORMAL LIMITS		P		P			P							P								P							
	TERMINAL SACRIFICE																													P
	ALOPECIA - EXTREMITIES/SNOUT																													2

CODE: 1-SLIGHT 2-MODERATE 3-MARKED P-PRESENT

Huntingdon Life Sciences 00-4207B

APPENDIX F - F1 GENERATION

BASELINE GASOLINE VAPOR CONDENSATE: A TWO-GENERATION WHOLE-BODY
INHALATION REPRODUCTION TOXICITY STUDY IN RATS

INDIVIDUAL MATERNAL CLINICAL OBSERVATIONS DURING LACTATION

GROUP II 2,000 MG/M3

FEMALE#	OBSERVATIONS	DAY OF LACTATION 0	1	2	3	4	5	6	7	8	9	10	11	12	13	14	15	16	17	18	19	20	21	22	23	24	25	26	27	28
2527	WITHIN NORMAL LIMITS		P			P			P						P								P							P
	TERMINAL SACRIFICE																													P
2528	TERMINAL SACRIFICE																													P
	EARS SWOLLEN/RED - BILATERAL		P			P			P						P								P							P
2530	WITHIN NORMAL LIMITS		P			P			P						P								P							P
	TERMINAL SACRIFICE																													P
2531	WITHIN NORMAL LIMITS		P			P			P						P								P							P
	TERMINAL SACRIFICE																													P
2533	WITHIN NORMAL LIMITS		P			P			P						P								P							P
	TERMINAL SACRIFICE																													P
2535	WITHIN NORMAL LIMITS		P			P			P						P								P							P
	TERMINAL SACRIFICE																													P
2536	WITHIN NORMAL LIMITS		P			P			P						P								P							P
	TERMINAL SACRIFICE																													P
2537	WITHIN NORMAL LIMITS		P			P			P						P								P							P
	TERMINAL SACRIFICE																													P
2538	WITHIN NORMAL LIMITS		P			P			P						P								P							P
	TERMINAL SACRIFICE																													P
2539	WITHIN NORMAL LIMITS		P			P			P						P								P							P
	TERMINAL SACRIFICE																													P

CODE: 1-SLIGHT 2-MODERATE 3-MARKED P-PRESENT

Huntingdon Life Sciences 00-4207B

APPENDIX F - F1 GENERATION

BASELINE GASOLINE VAPOR CONDENSATE: A TWO-GENERATION WHOLE-BODY
INHALATION REPRODUCTION TOXICITY STUDY IN RATS

INDIVIDUAL MATERNAL CLINICAL OBSERVATIONS DURING LACTATION

GROUP II 2,000 MG/M3

FEMALE#	OBSERVATIONS	DAY OF LACTATION 0	1	2	3	4	5	6	7	8	9	10	11	12	13	14	15	16	17	18	19	20	21	22	23	24	25	26	27	28
2540	WITHIN NORMAL LIMITS		P		P			P							P								P							P
	TERMINAL SACRIFICE																													P
2541	WITHIN NORMAL LIMITS		P		P			P							P								P							P
	TERMINAL SACRIFICE																													P
2542	WITHIN NORMAL LIMITS		P		P			P							P								P							P
	TERMINAL SACRIFICE																													P
2543	TERMINAL SACRIFICE																													P
	ALOPECIA - EXTREMITIES/SNOUT		2		2			2							2								2							2
2544	TERMINAL SACRIFICE																													P
	ALOPECIA - EXTREMITIES/SNOUT		3		3			3							3								3							3
2545	TERMINAL SACRIFICE																													P
	ALOPECIA - EXTREMITIES/SNOUT		3		3			3							3								3							3
2546	WITHIN NORMAL LIMITS		P		P			P							P								P							P
	TERMINAL SACRIFICE																													P
2547	WITHIN NORMAL LIMITS		P		P			P							P								P							P
	TERMINAL SACRIFICE																													P
2548	WITHIN NORMAL LIMITS		P		P			P							P								P							P
	TERMINAL SACRIFICE																													P
2549	WITHIN NORMAL LIMITS		P		P			P							P								P							P
	TERMINAL SACRIFICE																													P

CODE: 1-SLIGHT 2-MODERATE 3-MARKED P-PRESENT

Huntingdon Life Sciences 00-4207B

APPENDIX F - F1 GENERATION

BASELINE GASOLINE VAPOR CONDENSATE: A TWO-GENERATION WHOLE-BODY
INHALATION REPRODUCTION TOXICITY STUDY IN RATS

INDIVIDUAL MATERNAL CLINICAL OBSERVATIONS DURING LACTATION

GROUP II 2,000 MG/M3

FEMALE#	OBSERVATIONS	DAY OF LACTATION	0	1	2	3	4	5	6	7	8	9	10	11	12	13	14	15	16	17	18	19	20	21	22	23	24	25	26	27	28
2550	WITHIN NORMAL LIMITS			P		P			P								P								P						P
	TERMINAL SACRIFICE																														P
2552	WITHIN NORMAL LIMITS			P		P			P								P								P						P
	TERMINAL SACRIFICE																														P

CODE: 1-SLIGHT 2-MODERATE 3-MARKED P-PRESENT

Huntingdon Life Sciences 00-4207B

APPENDIX F - F1 GENERATION

BASELINE GASOLINE VAPOR CONDENSATE: A TWO-GENERATION WHOLE-BODY
INHALATION REPRODUCTION TOXICITY STUDY IN RATS

INDIVIDUAL MATERNAL CLINICAL OBSERVATIONS DURING LACTATION

GROUP III 10000 MG/M3

FEMALE#	OBSERVATIONS	DAY OF LACTATION 0	1	2	3	4	5	6	7	8	9	10	11	12	13	14	15	16	17	18	19	20	21	22	23	24	25	26	27	28
3529	WITHIN NORMAL LIMITS		P			P			P							P							P							P
	TERMINAL SACRIFICE																													P
3530	WITHIN NORMAL LIMITS		P			P			P							P							P							P
	TERMINAL SACRIFICE																													P
3531	WITHIN NORMAL LIMITS		P			P			P							P							P							P
	TERMINAL SACRIFICE																													P
3532	WITHIN NORMAL LIMITS		P			P			P							P							P							P
	TERMINAL SACRIFICE																													P
3533	WITHIN NORMAL LIMITS		P			P			P							P							P							P
	TERMINAL SACRIFICE																													P
3534	WITHIN NORMAL LIMITS		P			P			P							P							P							P
	TERMINAL SACRIFICE																													P
3535	WITHIN NORMAL LIMITS		P			P			P							P							P							P
	TERMINAL SACRIFICE																													P
3536	WITHIN NORMAL LIMITS		P			P			P							P							P							P
	TERMINAL SACRIFICE																													P
3538	WITHIN NORMAL LIMITS		P			P			P							P							P							P
	TERMINAL SACRIFICE																													P
3539	WITHIN NORMAL LIMITS		P			P			P							P							P							P
	TERMINAL SACRIFICE																													P

CODE: 1-SLIGHT 2-MODERATE 3-MARKED P-PRESENT

Huntingdon Life Sciences 00-4207B

APPENDIX F - F1 GENERATION

BASELINE GASOLINE VAPOR CONDENSATE: A TWO-GENERATION WHOLE-BODY
INHALATION REPRODUCTION TOXICITY STUDY IN RATS

INDIVIDUAL MATERNAL CLINICAL OBSERVATIONS DURING LACTATION

GROUP III 10000 MG/M3

FEMALE#	OBSERVATIONS	DAY OF LACTATION	0	1	2	3	4	5	6	7	8	9	10	11	12	13	14	15	16	17	18	19	20	21	22	23	24	25	26	27	28
3540	WITHIN NORMAL LIMITS		P		P				P								P								P						P
	TERMINAL SACRIFICE																														P
3541	WITHIN NORMAL LIMITS		P		P				P								P								P						P
	TERMINAL SACRIFICE																														P
3543	WITHIN NORMAL LIMITS		P		P				P								P								P						P
	TERMINAL SACRIFICE																														P
3544	WITHIN NORMAL LIMITS		P		P				P								P								P						P
	TERMINAL SACRIFICE																														P
3545	WITHIN NORMAL LIMITS		P		P				P								P								P						P
	TERMINAL SACRIFICE																														P
3546	WITHIN NORMAL LIMITS		P		P				P								P								P						P
	TERMINAL SACRIFICE																														P
3547	WITHIN NORMAL LIMITS		P		P				P								P								P						P
	TERMINAL SACRIFICE																														P
3548	WITHIN NORMAL LIMITS		P		P				P								P								P						P
	TERMINAL SACRIFICE																														P
3549	WITHIN NORMAL LIMITS		P		P				P								P								P						P
	TERMINAL SACRIFICE																														P
3550	TERMINAL SACRIFICE																														P
	ALOPECIA - EXTREMITIES/SNOUT		2		2				2								2								2						2
	INCISORS BROKEN/MISSING		P		P				P								P								P						P

CODE: 1-SLIGHT 2-MODERATE 3-MARKED P-PRESENT

Huntingdon Life Sciences 00-4207B

APPENDIX F - F1 GENERATION

BASELINE GASOLINE VAPOR CONDENSATE: A TWO-GENERATION WHOLE-BODY
INHALATION REPRODUCTION TOXICITY STUDY IN RATS

INDIVIDUAL MATERNAL CLINICAL OBSERVATIONS DURING LACTATION

GROUP III 10000 MG/M3

FEMALE#	OBSERVATIONS	DAY OF LACTATION	0	1	2	3	4	5	6	7	8	9	10	11	12	13	14	15	16	17	18	19	20	21	22	23	24	25	26	27	28
3551	WITHIN NORMAL LIMITS			P		P			P								P								P						P
	TERMINAL SACRIFICE																														P
3552	WITHIN NORMAL LIMITS			P		P			P								P								P						P
	TERMINAL SACRIFICE																														P

CODE: 1-SLIGHT 2-MODERATE 3-MARKED P-PRESENT

Huntingdon Life Sciences 00-4207B

APPENDIX F - F1 GENERATION

BASELINE GASOLINE VAPOR CONDENSATE: A TWO-GENERATION WHOLE-BODY
INHALATION REPRODUCTION TOXICITY STUDY IN RATS

INDIVIDUAL MATERNAL CLINICAL OBSERVATIONS DURING LACTATION

GROUP IV 20000 MG/M3

FEMALE#	OBSERVATIONS	DAY OF LACTATION 0	1	2	3	4	5	6	7	8	9	10	11	12	13	14	15	16	17	18	19	20	21	22	23	24	25	26	27	28
4527	WITHIN NORMAL LIMITS		P		P			P								P							P							P
	TERMINAL SACRIFICE																													P
4528	WITHIN NORMAL LIMITS		P		P			P								P							P							P
	TERMINAL SACRIFICE																													P
4529	TERMINAL SACRIFICE																													P
	ALOPECIA - EXTREMITIES/SNOUT		2		2			2								2							2							2
4530	WITHIN NORMAL LIMITS		P		P			P								P							P							P
	TERMINAL SACRIFICE																													P
4531	WITHIN NORMAL LIMITS		P		P			P								P							P							P
	TERMINAL SACRIFICE																													P
4532	TERMINAL SACRIFICE																													P
	ALOPECIA - EXTREMITIES/SNOUT		2		2			2								2							2							2
4533	WITHIN NORMAL LIMITS		P		P			P								P							P							P
	TERMINAL SACRIFICE																													P
4534	WITHIN NORMAL LIMITS		P		P			P								P							P							P
	TERMINAL SACRIFICE																													P
4535	WITHIN NORMAL LIMITS		P		P			P								P							P							P
	TERMINAL SACRIFICE																													P
4536	WITHIN NORMAL LIMITS		P		P			P								P							P							P
	TERMINAL SACRIFICE																													P

CODE: 1-SLIGHT 2-MODERATE 3-MARKED P-PRESENT

Huntingdon Life Sciences 00-4207B

APPENDIX F - F1 GENERATION

BASELINE GASOLINE VAPOR CONDENSATE: A TWO-GENERATION WHOLE-BODY
INHALATION REPRODUCTION TOXICITY STUDY IN RATS

INDIVIDUAL MATERNAL CLINICAL OBSERVATIONS DURING LACTATION

GROUP IV 20000 MG/M3

FEMALE#	OBSERVATIONS	DAY OF LACTATION 0	1	2	3	4	5	6	7	8	9	10	11	12	13	14	15	16	17	18	19	20	21	22	23	24	25	26	27	28
4537	TERMINAL SACRIFICE																													P
	CHROMODACRYORRHEA - UNILATERAL			P		P			P							P							P							P
	INCISORS MALOCCLUDED								P							P							P							P
4539	WITHIN NORMAL LIMITS			P		P			P							P							P							P
	TERMINAL SACRIFICE																													P
4540	WITHIN NORMAL LIMITS			P		P			P							P							P							P
	TERMINAL SACRIFICE																													P
4541	WITHIN NORMAL LIMITS			P		P			P							P							P							P
	TERMINAL SACRIFICE																													P
4542	WITHIN NORMAL LIMITS			P		P			P							P							P							P
	TERMINAL SACRIFICE																													P
4543	WITHIN NORMAL LIMITS			P		P			P							P							P							P
	TERMINAL SACRIFICE																													P
4544	WITHIN NORMAL LIMITS			P		P			P							P							P							P
	TERMINAL SACRIFICE																													P
4545	WITHIN NORMAL LIMITS			P		P			P							P							P							P
	TERMINAL SACRIFICE																													P
4546	WITHIN NORMAL LIMITS			P		P			P							P							P							P
	TERMINAL SACRIFICE																													P
4547	WITHIN NORMAL LIMITS			P		P			P							P							P							P
	TERMINAL SACRIFICE																													P

CODE: 1-SLIGHT 2-MODERATE 3-MARKED P-PRESENT

Huntingdon Life Sciences .00-4207B

APPENDIX F - F1 GENERATION

BASELINE GASOLINE VAPOR CONDENSATE: A TWO-GENERATION WHOLE-BODY
INHALATION REPRODUCTION TOXICITY STUDY IN RATS

INDIVIDUAL MATERNAL CLINICAL OBSERVATIONS DURING LACTATION

GROUP IV 20000 MG/M3

FEMALE#	OBSERVATIONS	DAY OF LACTATION 0	1	2	3	4	5	6	7	8	9	10	11	12	13	14	15	16	17	18	19	20	21	22	23	24	25	26	27	28
4548	WITHIN NORMAL LIMITS		P		P			P								P								P						P
	TERMINAL SACRIFICE																													P
4549	WITHIN NORMAL LIMITS		P		P			P								P								P						P
	TERMINAL SACRIFICE																													P
4550	WITHIN NORMAL LIMITS		P		P			P								P								P						P
	TERMINAL SACRIFICE																													P
4551	TERMINAL SACRIFICE																													P
	ALOPECIA - EXTREMITIES/SNOUT		2		2			2								2								2						2
4552	WITHIN NORMAL LIMITS		P		P			P								P								P						P
	TERMINAL SACRIFICE																													P

CODE: 1-SLIGHT 2-MODERATE 3-MARKED P-PRESENT